

# Liv COMMITTED



**Liv**

2021 CATALOG



Bike Technologies	6
Liv Technologies Glossary of Terms	7
Advanced Composite Technology	8
Maestro Suspension	11
Trunnion Mount	12
Advanced Forged Composite Technology	13

## ROAD BIKES 15

<b>Performance Road Bikes</b>	16
Avow Advanced Pro 1	18
Avow Advanced Pro 2	19
Avow Advanced	20
Enviliv Advanced Pro 0 Disc	21
Enviliv Advanced Pro 1 Disc	22
Enviliv Advanced Pro 2 Disc	23
Langma Advanced Pro 0 Disc	24
Langma Advanced Pro 1 Disc	25
Langma Advanced Pro 2 Disc	26
Langma Advanced 1+ Disc	27
Langma Advanced 1 Disc	28
Langma Advanced 1	29
Langma Advanced 2 Pro Compact	30
Langma Advanced 2 Disc	31
Langma Advanced 2	32
Langma Advanced 3 Disc	33
Avail Advanced Pro 1	34
Avail Advanced Pro 2	35
Avail Advanced 1	36
Avail Advanced 1 LTD	37
Avail Advanced 2	38
Avail Advanced 3	39
Avail AR 1	40
Avail AR 2	41
Avail AR 3	42
Avail 1	43
Avail 2	44
Alight 1 DD Disc	45
Alight 2 DD City Disc	46
Alight 2 City Disc	47
Alight 3	48
Alight 3 City	49
Thrive 1	50
Thrive 2	51
Thrive 3	52
Flourish 1	54
Flourish 3	55
Flourish FS 2	56
Flourish FS 3	57

## MOUNTAIN BIKES 59

<b>Performance Mountain Bikes</b>	60
Embolden 1	62
Embolden 2	63
Pique Advanced Pro 29 1	64
Pique Advanced Pro 29 2	65
Pique 29 1	66
Pique 29 2	67
Tempt 29 0 / Tempt 0	68
Tempt 29 1 / Tempt 1	69
Tempt 29 1 GE / Tempt 1 GE	70
Tempt 29 2 / Tempt 2	71
Tempt 29 2 GE / Tempt 2 GE	72
Tempt 29 3 / Tempt 3	73
Tempt 29 3 GE / Tempt 3 GE	74
Tempt 29 4 / Tempt 4	75
Intrigue Advanced Pro 29 0	76
Intrigue Advanced Pro 29 1	77
Intrigue Advanced Pro 29 2	78
Intrigue Advanced	79
Intrigue	80
Intrigue 29 1	81
Intrigue 29 2	82
Bliss 26 / Bliss 27.5	83

## CROSS/GRAVEL 85

<b>Performance Cross/Gravel Bikes</b>	86
Brava Advanced Pro 0	88
Brava Advanced Pro 1	89
Brava Advanced Pro 2	90
Devote Advanced Pro	91
Devote Advanced 1	92
Devote Advanced 2	93
Devote 1	94
Devote 2	95
Rove 1 DD	96
Rove 2 DD	97
Rove 2	98
Rove 3 DD	99
Rove 4 DD	100
Rove 4	101
Rove EX	102

## E-BIKE 105

<b>E-bikes</b>	106
Vall E+ Pro 29er / Vall E+ Pro	108
Vall E+ 29er / Vall E+	109
Embolden E+ 1 29er / Embolden E+ 1	110
Embolden E+ 2 29er / Embolden E+ 2	111
Embolden E+ EX 29er / Embolden E+ EX	112
Intrigue X E+ 1 Pro 29er / Intrigue X E+ 1 Pro	113
Intrigue X E+ 2 Pro 29er / Intrigue X E+ 2 Pro	114
Intrigue X E+ 3 Pro 29er / Intrigue X E+ 3 Pro	115
Amiti E+ 1	116
Amiti E+ 2	117
Amiti E+ 3	118
Thrive E+ 1 Pro	119
Thrive E+ 2 Pro	120
Thrive E+ EX Pro	121
Tempt E+ 1 29er / Tempt E+ 1	122
Tempt E+ 2 29er / Tempt E+ 2	123
Rove E+	124

## KID'S BIKES 127

Adore C/B 16	128
Adore F/W 16	129
Enchant 20	130
Enchant 24	131
Enchant 24 Disc	132



## GEAR

Apparel Size Guide	136
Apparel Fit System	138
Accessories Size Guide	139
Fabric Technology	140
Chamois Technology	141

## SHOES

Shoe Size Guide	144
Women's-Specific Fit	145
MES 2.0 Performance Last	146
MES 2.0 Plate Design	147
Footwear Technology	148

## 135

## HELMETS

Helmet Technology	152
Helmets	153
Ponytail Friendly Cycling Helmets	154
Helmet Fit	155

## 151

## SADDLES

Liv Road Saddle Technology	158
Liv Mountain Saddle Technology	160

## 157









WE ARE COMMITTED TO WOMEN.

Until there are  
as many women cyclists as men,  
as many girls on bikes as boys,  
as many race opportunities,  
as much media coverage;

Until we all admit  
that one-size-fits-all  
really means one-size-fits-men.

Because the only one who truly knows  
what it's like to be a woman on a bike  
is a woman on a bike.



#LivCommitted





# Bike Technologies





# Glossary of Terms

Liv is proud to be supported by Giant, leveraging world-class technologies from the leading producer of bicycles.



## Advanced Composite Technology

High-performance grade raw carbon material is used to produce this custom frame material in our own composite factory with a high stiffness-to-weight ratio. The front triangle of these framesets is assembled and molded as one continuous piece in a proprietary manufacturing process called Modified Monocoque Construction.



## Advanced Forged Composite Technology

A state-of-the-art high-pressure molding process is used to produce complex-shaped carbon fiber components that are lighter, stiffer and stronger than similar components made from aluminum. This technology is used in critical performance parts such as Maestro Suspension rocker links.



## ALUXX SL Aluminum Technology

This High-Performance level, state-of-the-art aluminum material is made predominantly from 6011 alloy and delivers best-in-class strength-to-weight ratios. These framesets also feature unique welding technologies for a high-performance ride



## ALUXX Aluminum Technology

Born in Giant's in-house forging facility, every ALUXX aluminum frame is hand-welded, tempered and aligned to the highest industry standards. Giant and Liv's three levels of ALUXX Aluminum Technology: ALUXX SLR, ALUXX SL and ALUXX, offer unrivaled performance and value.



## AeroSystem Shaping Technology

Through CFD (Computational Fluid Dynamics) and wind-tunnel data, engineers optimize each tube shape to deliver superior aerodynamic performance.



## Compact Road Design

A downward sloping toptube (from the headtube to the seattube) creates smaller front and rear triangles for a lighter, stiffer bike. It also makes it easier for riders of all sizes to have a perfect fit. When introduced by Giant in the 1990s, Compact Road revolutionized the look and feel of high-performance road bikes forever.

## Compliance Tuned Technology

Specific composite layup and tube shaping, including ultra-thin and flattened seatstays, a low seatstay/seattube junction, and thin, slightly curved fork legs combine for a balanced, compliant ride quality and reduced rider fatigue.



## D-Fuse Seatpost

The proprietary "D" shaped composite seatpost dampens vibration, resulting in a smooth, compliant ride.



## D-Fuse Handlebar

Proprietary handlebar features D-shaped tubing that absorbs road shocks and vibrations that travel up through the front end of the bike.

## Disc Brake Integration

The frame and fork are engineered specifically for disc-brakes for reliable braking performance in all weather and road conditions.



## FlexPoint Suspension Technology

A proven "single-pivot" design that uses the flexing action of the chainstay/seatstay junction to produce a lightweight and durable suspension system with 120 mm of rear travel.

## Giant Tubeless System

Integrated Tubeless WheelSystem and tires delivers improved efficiency, comfort and control in the most user-friendly and reliable system.

## Integrated Seatpost

Designed as a key performance factor in the overall frameset, the integrated seatpost saves up to 45 grams

compared to standard composite posts, while improving aerodynamics and adding road-smoothing compliance.

## Internal Seatpost Clamp

A lightweight, all-internal seatpost locking mechanism provides confident clamping force with clean performance and aesthetics.



## Maestro Suspension Technology

Four strategically positioned pivot points and two linkages all work together to create a single floating pivot for the most active, efficient and independent suspension system on the trail.



## OverDrive 2

The most advanced steerer tube technology in today's Liv and Giant bikes. Designed to offer unprecedented front-end steering performance, the system's oversized headset bearings (1 1/2 inches lower, 1 1/4 inches upper) and tapered steerer tube work in harmony to provide supreme steering stiffness.



## OverDrive

Designed to provide precise front-end steering performance, this fork steerer tube technology uses oversized headset bearings (1 1/4 inches lower and 1 1/8 inches upper for road, 1 1/2 inches lower and 1 1/8 inches upper for mountain) and tapered steerer tube work in conjunction to provide optimal steering stiffness.

## PowerCore

A massively oversized bottom-bracket/chainstay area features a fully integrated, 86-millimeter wide bottom bracket design (92-millimeter wide for off-road bikes). Asymmetric chainstays provide additional stiffness on the driveside and stability on the non-driveside.

## PowerPro

This dual-sided power meter was developed exclusively by Giant and provides accurate and stable power data to benefit all levels of riders. A rechargeable, robust design that connects seamlessly to the RideLink app provides vital information such as watts, pedal balance, force angle and cadence.



## RideSense

Liv's chainstay-integrated, wireless data transmitter. The removable transmitter sends wheel speed and cadence information directly to any ANT+ compatible computer.

## RideSense Ready

This means the frame comes prepared to accept the RideSense sensor and accompanying hardware.

## Trunnion Mount

Used in Liv's full-suspension mountain bikes, this is an innovative suspension mounting system that mounts the shock to the Maestro platform to accommodate a longer shock in the same space. This allows us to lower the air pressure in the shock, which improves the leverage ratio, rebound tuning and shock function all around.

## Variant Seatpost

This proprietary seatpost design optimizes the balance between a lightweight and superior ride quality, with simple adjustment to enhance the total race performance of the Langma road range.

## Vector Seatpost

This full-composite, lightweight and highly aerodynamic seatpost is engineered specifically for aero performance road riding.





BIKE TECHNOLOGY


## Advanced Composite Technology

Liv Advanced Composite bicycles are handcrafted in our state-of-the-art carbon fiber manufacturing facility, with a process that has been perfected over the past 25 plus years, making Giant and Liv the industry leaders in composite bicycle technology. The engineering process includes rigorous engineering development and testing with professional athletes, and the final products are built with exact craftsmanship. To meet the needs of high-performance riders, Liv offers two grades: Advanced SL and Advanced. Both feature unique materials, resin formulas and construction techniques.



COMPOSITE GRADE	Lightweight High-Performance Grade carbon material and resin	Lightest weight Professional Grade carbon material and resin	Modified Monocoque Construction	Fusion Process Construction	CNT Resin Technology	Continuous Fiber Technology	Handcrafted in house
<b>ADVANCED SL</b>		x		x	x	x	x
<b>ADVANCED</b>	x		x				x





## ADVANCED SL COMPOSITE TECHNOLOGY

Professional Grade raw carbon fiber is woven in Liv and Giant's composite factory to produce our lightest, stiffest and highest-quality frames. These frames feature the most advanced engineering and construction methods including:


**Materials:** Professional Grade raw carbon material for the highest stiffness-to-weight-ratio available on the market today.

**Resin:** Liv and Giant's custom blended resin is a professional formula that contains Carbo Nanotubes (CNT) microscopic polymers. CNT particles strengthen the layers of composite by buttressing the carbon fiber strands. Frames featuring CNT technology are 14 percent more impact resistant than frames built without CNT technology.

### Construction Techniques

**Fusion Process:** Advanced SL toptubes are grafted to the seattube using filament winding and co-molding. This complex process involves hand weaving the toptube and seattube together, and then re-molding the area under heat and high pressure to unify the junction. Fusion produces a lighter, stronger junction than traditional molding.

**Continuous Fiber Technology:** This manufacturing process allows Liv to construct the front triangle of Advanced SL frames with larger, and therefore fewer, sections of composite material. With fewer pieces and junctions, the frames are not only up to 100 grams lighter but also are significantly stronger.



## ADVANCED COMPOSITE TECHNOLOGY

High-Performance Grade raw carbon fiber is used to produce custom composite material in Liv and Giant's own composite factory. Extremely lightweight, stiff and compliant, these handcrafted frames feature the following materials and processes:

**Materials:** High-Performance Grade raw carbon material provides a high stiffness-to-weight ratio.

**Resin:** High-Performance Formula resin provides a high level of void minimization, meaning fewer bubbles, while maintaining outstanding strength characteristics. This resin contains vibration-absorbing particles to help disperse road shock.

### Construction Techniques

**Modified Monocoque Construction:** The front triangle (downtube, headtube, toptube, seattube) is assembled and molded as one continuous piece. This front half is then joined to the rear chainstays and seatstays in a secondary process. Modified Monocoque Construction eliminates the outermost woven composite sheet to reduce weight without compromising ride quality, strength or stiffness.







FLOATING PIVOT POINT



BIKE TECHNOLOGY

# Maestro Suspension

For any mountain adventure you dream up, Liv and Giant's Maestro Suspension is here to make the most of your efforts. Control, traction, comfort, speed — Maestro masters them all. From fast and efficient XC bikes to long-travel trail setups, Maestro is an adaptable full-suspension platform that offers smooth, active rear suspension across all types of trail and terrain. This technology is now mounted with a trunnion mount, which further improves the suspension platform.



## HOW IT WORKS

### 1. Contact Equals Control

Maestro's near vertical wheel path and linear spring curve allow the rear suspension to remain incredibly sensitive to both small and big impacts, without "packing up" under rapid, successive hits and helps to control bottoming out under single, massive blows. The secret to the system is Maestro's floating pivot point, which allows the suspension to remain completely active, efficient and independent, even under heavy pedaling and braking forces.

### 2. Four, Two, One

Maestro uses four strategically positioned pivot points, shown by the callouts, and two linkages; all these pieces work to create a single floating pivot point, the white circle. This single floating pivot point improves pedaling efficiency by counteracting pedaling forces that would otherwise create suspension compression (squatting) or pedal kickback (bobbing).

### 3. Light and Strong

Select Maestro-equipped frames feature lightweight designs to shed hundreds of unnecessary grams of weight without sacrificing stiffness or strength.

## THE BENEFITS

### Pedaling Efficiency

Whether you're hammering up a climb or navigating through a rock garden, Maestro Suspension performs consistently under pedaling power without compromising pedaling efficiency.

### Complete Suspension Activity

From high-frequency trail vibrations to big-hit compressions, Maestro Suspension soaks up the full spectrum of trail impacts.

### Total Brake Independence

Even under full braking force, Maestro Suspension stays active and reactive to provide better control.



## BIKE TECHNOLOGY

# Trunnion Mount

Select Liv mountain bikes are built with the Maestro Suspension technology that uses a trunnion mount. This mounting system puts a longer shock body in the same space and as a result riders can use lower air pressure in the shocks. This mounting design provides the following benefits:

1. **A lower leverage ratio**, which improves both pedaling and braking efficiency.
2. **Centralized suspension** mass for a lower center of gravity, which improves overall handling.
3. **Shorter chainstays** to improve climbing capabilities and overall agility.
4. **Improved rebound control.**





## BIKE TECHNOLOGY

# Advanced Forged Composite Technology

Giant's state-of-the-art manufacturing facility has perfected a high-pressure molding process to create complexly shaped composite components that are lightweight and strong. This process is called Advanced Forged Composite Technology.

With this technology, we can craft components that are lighter and more durable than an aluminum or injection-mold composite part of equal stiffness. The key to our innovative Advanced Forged Composite Technology is controlling the carbon thread structure in the final part to achieve a multi-directional carbon construction.

Advanced Forged composite is used to create the upper rocker arm found on all Intrigue and Pique 29 series models. Every rocker is uniquely designed to each bike. Intrigue Advanced features an updated rocker that is now lighter while providing the same benefits as previous models.

## THE PROCESS

1. Raw carbon thread is woven at Giant's composite factory to create a uni-directional carbon matrix
2. This carbon matrix is combined with Giant's proprietary custom-blended resin to create a UDPP (Uni-Directional Pre Pregnated) sheet, which at this point has optimal strength in one direction
3. Next, cut the UDPP sheet at various angles and lengths, and these new sheets go into a three-dimensional mold to create a multi-directional isotropic sheet to maximize strength in every direction
4. The molds are closed and the composite forms are exposed to extreme pressure and high heat
5. The molds are opened to reveal the Advanced Forged Composite Technology component

## THE BENEFITS

Advanced Forged Composite Technology allows Giant and Liv to produce frame components and other small parts with the following three benefits:

1. Up to half the weight of aluminum
2. Increased stiffness compared to aluminum
3. Increased strength compared to aluminum





# ROAD BIKES

There are infinite winding roads to explore, vast views to take in, and joyful memories to create. Whether it's a social ride with friends or a race to the finish line, make the most of your experience with the speed, power and comfort of a Liv road bike.

Avow Advanced Pro 1	18
Avow Advanced Pro 2	19
Avow Advanced	20
Enviliv Advanced Pro 0 Disc	21
Enviliv Advanced Pro 1 Disc	22
Enviliv Advanced Pro 2 Disc	23
Langma Advanced Pro 0 Disc	24
Langma Advanced Pro 1 Disc	25
Langma Advanced Pro 2 Disc	26
Langma Advanced 1+ Disc	27
Langma Advanced 1 Disc	28
Langma Advanced 1	29
Langma Advanced 2 Pro Compact	30
Langma Advanced 2 Disc	31
Langma Advanced 2	32
Langma Advanced 3 Disc	33
Avail Advanced Pro 1	34
Avail Advanced Pro 2	35
Avail Advanced 1	36
Avail Advanced 1 LTD	37
Avail Advanced 2	38
Avail Advanced 3	39
Avail AR 1	40
Avail AR 2	41
Avail AR 3	42
Avail 1	43
Avail 2	44
Alight 1 DD Disc	45
Alight 2 DD City Disc	46
Alight 2 City Disc	47
Alight 3	48
Alight 3 City	49
Thrive 1	50
Thrive 2	51
Thrive 3	52
Flourish 1	54
Flourish 3	55
Flourish FS 2	56
Flourish FS 3	57



# Performance Road Bikes

Get ready to hit the road with the Liv Road Bike series, some of the lightest, fastest road bikes in the world.





# Langma

FLY TO THE SUMMIT

You love to climb mountains and want the ultimate light-weight race bike that performs on climbs and in the flats.



# Enviliv

RULE YOUR RIDE

When sprinting, cornering and descending on the road, you want to look fast and be fast with controlled finesse.



# Avail

GO BEYOND LIMITS

You love long rides on countryside roads and want to be a little more upright on your road bike without compromising performance.



# Avow

BEYOND YOUR BEST

You live and breathe triathlon — and you're ready to take the next step with a fit that is perfect for you.







## SPECIFIKACIJE

OKVIR	
VELIKOSTI	XS, S, M
BARVE	Dark Iridescent
OKVIR	Advanced-Grade Composite
VILICE	Advanced-Grade Composite, alloy OverDrive steerer
AMORTIZER	N/A
KOMPONENTE	
KRMILO	Liv Avow, carbon base bar
OPORA KRMILA	Avow, alloy
OPORA SEDEŽA	Avow, composite
SEDEŽ	ISM PS1.0
PEDALA	N/A
POGON	
PRESTAVNE ROČICE	Shimano Ultegra Di2
PREDNJI MENJALNIK	Shimano Ultegra Di2
ZADNJI MENJALNIK	Shimano Ultegra Di2
ZAVORE	Giant SpeedControl SL
ZAVORNE ROČICE	Giant Trinity
VERIŽNIK	Shimano Ultegra, 11x30
VERIGA	KMC X11SL-1
GONILKE Z VERIŽNIKI	Shimano Ultegra 36/52, Giant Power Pro power meter
BOTTOM BRACKET	Shimano, press fit
OBROČNIKI	
OBROČI	Giant P-A2 wheelset
PESTA	Giant P-A2 wheelset
NAPERE	Giant P-A2 wheelset
PLAŠČI	Giant AC 1, 700x25c, tubeless
DODATKI	integrated hydration, integrated food storage, AeroVault system

## ZNAČILNOSTI

- Okvir: Advanced-Grade Composite
- Vilice: Advanced-Grade Composite, alloy OverDrive steerer
- Prestavne ročice: Shimano Ultegra Di2
- Gonilke z verižniki: Shimano Ultegra 36/52, Giant Power Pro power meter
- Barve: Dark Iridescent

## GEOMETRIJA

OKVIR	XS	S	M
Dolžina sedežne cevi (mm)	480	510	530
Kot sedežne cevi	77,0°	77,0°	77,0°
Top Tube Length (mm)	500	515	540
Višina glave okvirja (mm)	80	95	125
Krmlini kot	72,0°	72,5°	72,5°
Zamik vpetja osi (mm)	40	40	40
Trail (mm)	68	64	64
Medosna razdalja (mm)	961	974	1001
Dolžina cevi ob verigi (mm)	405	405	405
Bottom Bracket Drop (mm)	75	75	75
Oddaljenost zgornje cevi od gonilne osi (mm)	490	504	534
Doseg (mm)	387	398	417
Višina zgornje cevi (mm)	740	767	788
Širina krmila (mm)	400	400	400
Dolžina opore krmila (mm)	80	80	80
Dolžina gonilke (mm)	165	165	165
Velikost obročnikov	700C	700C	700C

Vse navedene specifikacije se lahko spremenijo brez obvestila.



## SPECIFIKACIJE

OKVIR	
VELIKOSTI	XS, S, M
BARVE	Echeveria
OKVIR	Advanced-Grade Composite
VILICE	Advanced-Grade Composite, alloy OverDrive steerer
AMORTIZER	N/A
KOMPONENTE	
KRMILO	Liv Avow, carbon base bar
OPORA KRMILA	Avow, alloy
OPORA SEDEŽA	Avow, composite
SEDEŽ	ISM PS1.0
PEDALA	N/A
POGON	
PRESTAVNE ROČICE	Shimano SL-BSR1
PREDNJI MENJALNIK	Shimano Ultegra
ZADNJI MENJALNIK	Shimano Ultegra
ZAVORE	Giant Speed Control SL
ZAVORNE ROČICE	Giant Trinity
VERIŽNIK	Shimano Ultegra, 11x30
VERIGA	KMC X11SL-1
GONILKE Z VERIŽNIKI	Shimano Ultegra 36/52, Giant Power Pro power meter
BOTTOM BRACKET	Shimano, press fit
OBROČNIKI	
OBROČI	Giant P-A2 wheelset
PESTA	Giant P-A2 wheelset
NAPERE	Giant P-A2 wheelset
PLAŠČI	Giant AC 1, 700x25c, tubeless
DODATKI	integrated hydration, integrated food storage, AeroVault system, tubeless prepared

## ZNAČILNOSTI

- Okvir: Advanced-Grade Composite
- Vilice: Advanced-Grade Composite, alloy OverDrive steerer
- Prestavne ročice: Shimano SL-BSR1
- Gonilke z verižniki: Shimano Ultegra 36/52, Giant Power Pro power meter
- Barve: Echeveria

## GEOMETRIJA

OKVIR	XS	S	M
Dolžina sedežne cevi (mm)	480	510	530
Kot sedežne cevi	77,0°	77,0°	77,0°
Top Tube Length (mm)	500	515	540
Višina glave okvirja (mm)	80	95	125
Krmlini kot	72,0°	72,5°	72,5°
Zamik vpetja osi (mm)	40	40	40
Trail (mm)	68	64	64
Medosna razdalja (mm)	961	974	1001
Dolžina cevi ob verigi (mm)	405	405	405
Bottom Bracket Drop (mm)	75	75	75
Oddaljenost zgornje cevi od gonilne osi (mm)	490	504	534
Doseg (mm)	387	398	417
Višina zgornje cevi (mm)	740	767	788
Širina krmila (mm)	400	400	400
Dolžina opore krmila (mm)	80	80	80
Dolžina gonilke (mm)	165	165	165
Velikost obročnikov	700C	700C	700C

Vse navedene specifikacije se lahko spremenijo brez obvestila.





## SPECIFIKACIJE

OKVIR	
VELIČINE	XS, S, M
BOJE	Rainbow White / Chrome
OKVIR	Advanced-Grade Composite
VILICA	Advanced-Grade Composite, alloy OverDrive steerer
AMORTIZER	N/A
KOMPONENTE	
VOLAN	Liv Avow, alloy base bar
LULA VOLANA	Giant Contact
CIJEV SJEDALA	Avow, composite
SJEDALO	ISM PS1.0, steel rail
PEDALE	N/A
POGON	
RUČICE MJENJAČA	Shimano TT SL-BSR1
PREDNJI MJENJAČ	Shimano 105
STRAŽNJI MJENJAČ	Shimano 105
KOČNICE	[F] TKB84 [R] TBK88
RUČICE KOČNICA	Tektro RX 4.1
KAZETA	Shimano 105, 11x28
LANAC	KMC X11EL-1
POGON	FSA Trimax alloy, 34/50
OSOVINA POGONA (BB)	FSA, press fit
KOTAČI	
OBRUČI	Giant S-R2 wheelset
NABE	Giant S-R2 wheelset
ŽBICE	Giant S-R2 wheelset
GUME	Giant AC 1, 700x25c, tubeless
DODACI	integrated food storage, AeroVault system, tubeless prepared

## ZNAČILNOSTI

- Okvir: Advanced-Grade Composite
- Vilice: Advanced-Grade Composite, alloy OverDrive steerer
- Prestavne ročice: Shimano TT SL-BSR1
- Gonilke z verižniki: FSA Trimax alloy, 34/50
- Barve: Rainbow White / Chrome

## GEOMETRIJA

OKVIR	XS	S	M
Dolžina sedežne cevi (mm)	480	510	530
Kot sedežne cevi	77,0°	77,0°	77,0°
Top Tube Length (mm)	500	515	540
Višina glave okvirja (mm)	80	95	125
Krmlni kot	72,0°	72,5°	72,5°
Zamik vpetja osi (mm)	40	40	40
Trail (mm)	68	64	64
Medosna razdalja (mm)	961	974	1001
Dolžina cevi ob verigi (mm)	405	405	405
Bottom Bracket Drop (mm)	75	75	75
Oddaljenost zgornje cevi od gonilne osi (mm)	490	504	534
Doseg (mm)	387	398	417
Višina zgornje cevi (mm)	740	767	788
Širina krmila (mm)	400	400	400
Dolžina opore krmila (mm)	80	80	80
Dolžina gonilke (mm)	165	165	165
Velikost obročnikov	700C	700C	700C

*Vse navedene specifikacije se lahko spremenijo brez obvestila.*



## SPECIFIKACIJE

OKVIR	
VELIKOSTI	XXS, XS, S, M, L
BARVE	Chameleon Purple
OKVIR	Advanced-Grade Composite, disc
VILICE	Advanced-Grade Composite, full-composite OverDrive 2 steerer, disc
AMORTIZER	N/A
KOMPONENTE	
KRMILLO	Liv Contact SLR Aero
OPORA KRMILA	Giant Contact SL Aero
OPORA SEDEŽA	Giant Vector, composite
SEDEŽ	Liv Alacra SL
PEDALA	N/A
POGON	
PRESTAVNE ROČICE	Shimano Ultegra Di2
PREDNJI MENJALNIK	Shimano Ultegra Di2
ZADNJI MENJALNIK	Shimano Ultegra Di2
ZAVORE	Shimano Ultegra hydraulic disc
ZAVORNE ROČICE	Shimano Ultegra hydraulic
VERIŽNIK	Shimano Ultegra, 11x30
VERIGA	KMC X11SL-1
GONILKE Z VERIŽNIKI	Shimano Ultegra, 36/52, Giant Power Pro power meter
BOTTOM BRACKET	Shimano, press fit
OBROČNIKI	
OBROČI	Giant SLR 1 Aero 42/65 Disc WheelSystem
PESTA	Giant SLR 1 Aero 42/65 Disc WheelSystem
NAPERE	Giant SLR 1 Aero 42/65 Disc WheelSystem
PLAŠČI	CADEX Race 25, 700x25c, folding, tubeless
DODATKI	tubeless prepared

## ZNAČILNOSTI

- Okvir: Advanced-Grade Composite, disc
- Vilice: Advanced-Grade Composite, full-composite OverDrive 2 steerer, disc
- Prestavne ročice: Shimano Ultegra Di2
- Gonilke z verižniki: Shimano Ultegra, 36/52, Giant Power Pro power meter
- Barve: Chameleon Purple

## GEOMETRIJA

OKVIR	XXS	XS	S	M	L
Dolžina sedežne cevi (mm)	430	465	500	520	545
Kot sedežne cevi	75,0°	75,0°	74,5°	74,0°	73,5°
Top Tube Length (mm)	497	507	524	540	555
Višina glave okvirja (mm)	97	112	127	147	167
Krmlilni kot	70,5°	71,0°	72,0°	72,5°	72,5°
Zamik vpetja osi (mm)	49	49	45	45	45
Trail (mm)	69,5	66,3	63,5	61	61
Medosna razdalja (mm)	966	972	974	981	991
Dolžina cevi ob verigi (mm)	405	405	405	405	405
Bottom Bracket Drop (mm)	70	70	68	68	68
Oddaljenost zgornje cevi od gonilne osi (mm)	492	508	525	546	565
Doseg (mm)	365	371	378	384	388
Višina zgornje cevi (mm)	688	722	757	775	799
Širina krmila (mm)	360	360	380	400	420
Dolžina opore krmila (mm)	80	80	90	100	110
Dolžina gonilke (mm)	165	165	170	170	172,5
Velikost obročnikov	700C	700C	700C	700C	700C

Vse navedene specifikacije se lahko spremenijo brez obvestila.





## SPECS

FRAME	
SIZES	XXS, XS, S, M, L
COLORS	Black Chrome / Chrome
FRAME	Advanced-Grade Composite, disc
FORK	Advanced-Grade Composite, full-composite OverDrive 2 steerer, disc
SHOCK	N/A
COMPONENTS	
HANDLEBAR	Liv Contact SLR Aero
STEM	Giant Contact SL Aero
SEATPOST	Giant Vector, composite
SADDLE	Liv Alacra SL
PEDALS	N/A
DRIVETRAIN	
SHIFTERS	Shimano Ultegra
FRONT DERAILLEUR	Shimano Ultegra
REAR DERAILLEUR	Shimano Ultegra
BRAKES	Shimano Ultegra hydraulic disc
BRAKE LEVERS	Shimano Ultegra hydraulic
CASSETTE	Shimano Ultegra, 11x30
CHAIN	KMC X11SL-1
CRANKSET	Shimano Ultegra, 36/52, Giant Power Pro power meter
BOTTOM BRACKET	Shimano, press fit
WHEELS	
RIMS	Giant SLR 1 Aero 42/65 Disc WheelSystem
HUBS	Giant SLR 1 Aero 42/65 Disc WheelSystem
SPOKES	Giant SLR 1 Aero 42/65 Disc WheelSystem
TIRES	Giant Gavia AC 1, 700x25c, folding, tubeless
EXTRAS	tubeless prepared

## FEATURES

- Frame: Advanced-Grade Composite, disc
- Fork: Advanced-Grade Composite, full-composite OverDrive 2 steerer, disc
- Shifters: Shimano Ultegra
- Crankset: Shimano Ultegra, 36/52, Giant Power Pro power meter
- Colors: Black Chrome / Chrome

## GEOMETRY

FRAME	XXS	XS	S	M	L
Seat Tube Length (mm)	430	465	500	520	545
Seat Tube Angle	75.0°	75.0°	74.5°	74.0°	73.5°
Top Tube Length (mm)	497	507	524	540	555
Head Tube Length (mm)	97	112	127	147	167
Head Tube Angle	70.5°	71.0°	72.0°	72.5°	72.5°
Fork Rake (mm)	49	49	45	45	45
Trail (mm)	69.5	66.3	63.5	61	61
Wheelbase (mm)	966	972	974	981	991
Chain Stay Length (mm)	405	405	405	405	405
Bottom Bracket Drop (mm)	70	70	68	68	68
Stack (mm)	492	508	525	546	565
Reach (mm)	365	371	378	384	388
Stand Over Height (mm)	688	722	757	775	799
Handlebar Width (mm)	360	360	380	400	420
Stem Length (mm)	80	80	90	100	110
Crank Length (mm)	165	165	170	170	172.5
Wheel Size	700C	700C	700C	700C	700C

*The specifications, colors, and availability of the products can be subjects to alter without prior notification. For availability and prices, please contact the retailers in your city / country.*



## SPECS

FRAME	
SIZES	XXS, XS, S, M, L
COLORS	Supernova / Chrome
FRAME	Advanced-Grade Composite, disc
FORK	Advanced-Grade Composite, full-composite OverDrive 2 steerer, disc
SHOCK	N/A
COMPONENTS	
HANDLEBAR	Liv Contact SLR Aero
STEM	Giant Contact SL Aero
SEATPOST	Giant Vector, composite
SADDLE	Liv Alacra SL
PEDALS	N/A
DRIVETRAIN	
SHIFTERS	Shimano 105
FRONT DERAILLEUR	Shimano 105
REAR DERAILLEUR	Shimano 105
BRAKES	Shimano 105 hydraulic disc
BRAKE LEVERS	Shimano 105 hydraulic
CASSETTE	Shimano 105, 11x30
CHAIN	KMC X11SL-1
CRANKSET	Shimano 105, 36/52
BOTTOM BRACKET	Shimano, press fit
WHEELS	
RIMS	Giant SLR 2 Aero 42/65 Disc WheelSystem
HUBS	Giant SLR 2 Aero 42/65 Disc WheelSystem
SPOKES	Giant SLR 2 Aero 42/65 Disc WheelSystem
TIRES	Giant Gavia AC 1, 700x25c, folding, tubeless
EXTRAS	RideSense Bluetooth

## FEATURES

- Frame: Advanced-Grade Composite, disc
- Fork: Advanced-Grade Composite, full-composite OverDrive 2 steerer, disc
- Shifters: Shimano 105
- Crankset: Shimano 105, 36/52
- Colors: Supernova / Chrome

## GEOMETRY

FRAME	XXS	XS	S	M	L
Seat Tube Length (mm)	430	465	500	520	545
Seat Tube Angle	75.0°	75.0°	74.5°	74.0°	73.5°
Top Tube Length (mm)	497	507	524	540	555
Head Tube Length (mm)	97	112	127	147	167
Head Tube Angle	70.5°	71.0°	72.0°	72.5°	72.5°
Fork Rake (mm)	49	49	45	45	45
Trail (mm)	69.5	66.3	63.5	61	61
Wheelbase (mm)	966	972	974	981	991
Chain Stay Length (mm)	405	405	405	405	405
Bottom Bracket Drop (mm)	70	70	68	68	68
Stack (mm)	492	508	525	546	565
Reach (mm)	365	371	378	384	388
Stand Over Height (mm)	688	722	757	775	799
Handlebar Width (mm)	360	360	380	400	420
Stem Length (mm)	80	80	90	100	110
Crank Length (mm)	165	165	170	170	172.5
Wheel Size	700C	700C	700C	700C	700C

*The specifications, colors, and availability of the products can be subjects to alter without prior notification. For availability and prices, please contact the retailers in your city / country.*





## SPECIFIKACIJE

FRAME	
MATEN	XXS, XS, S, M, L
KLEUREN	Dark Iridescent
FRAME	Advanced-Grade Composite, disc
VOORVORK	Advanced-Grade Composite, full-composite OverDrive 2 steerer, disc
DEMPER	N/A
ONDERDELEN	
STUUR	Giant Contact SL
STUURPEN	Giant Contact SL
ZADELPEN	Giant Variant, composite
ZADEL	Liv Alacra SLR
PEDALEN	N/A
AFMONTAGE	
SHIFTERS	Shimano Ultegra Di2
VOORDERAILLEUR	Shimano Ultegra Di2
ACHTERDERAILLEUR	Shimano Ultegra Di2
REMMEN	Shimano Ultegra hydraulic disc
REMHENDELS	Shimano Ultegra hydraulic
CASSETTE	Shimano Ultegra, 11x30
KETTING	KMC X11SL-1
CRANKSET	Shimano Ultegra, 36/52, Giant Power Pro power meter
BOTTOM BRACKET	Shimano, press fit
WIELSET	
VELGEN	Giant SLR 1 42 Disc WheelSystem
NAVEN	Giant SLR 1 42 Disc WheelSystem
SPAKEN	Giant SLR 1 42 Disc WheelSystem
BANDEN	CADEX Road Race, 700x25c, tubeless
EXTRA'S	tubeless prepared

## ZNAČILNOSTI

- Okvir: Advanced-Grade Composite
- Vilice: Advanced-Grade Composite, alloy OverDrive steerer
- Prestavne ročice: Shimano TT SL-BSR1
- Gonilke z verižniki: FSA Trimax alloy, 34/50
- Barve: Rainbow White / Chrome

## GEOMETRIJA

FRAME	XXS	XS	S	M	L
Staan de buis Lengte (mm)	385	410	445	480	515
Staan de buis Hoek	75,0°	75,0°	74,5°	74,0°	73,5°
Bovenbuis Lengte (mm)	497	507	524	540	555
Balhoofd Lengte (mm)	100	115	130	150	170
Balhoofd Hoek	70,5°	71,0°	72,0°	72,5°	72,5°
Fork Rake (mm)	49	49	45	45	45
Trail (mm)	68,8	65,6	63,5	60,3	60,3
Wielbasis (mm)	966	972	974	981	991
Liggende achtervork lengte (mm)	405	405	405	405	405
Bottom Bracket Drop (mm)	70	70	68	68	68
Stack (mm)	492	508	525	546	565
Reach (mm)	365	371	378	384	388
Stand Over Height (mm)	664	679	701	728	754
Stuur breedte (mm)	360	360	380	400	420
Stuurpen Lengte (mm)	80	80	90	100	110
Cranklengte (mm)	165	165	170	170	172,5
Wielmaat	700C	700C	700C	700C	700C

Vse navedene specifikacije se lahko spremenijo brez obvestila.



## SPECS

FRAME	
SIZES	XXS, XS, S, M, L
COLORS	Carbon
FRAME	Advanced-Grade Composite, disc
FORK	Advanced-Grade Composite, full-composite OverDrive 2 steerer, disc
SHOCK	N/A
COMPONENTS	
HANDLEBAR	Giant Contact SL
STEM	Giant Contact SL
SEATPOST	Giant Variant, composite
SADDLE	Liv Alacra SL
PEDALS	N/A
DRIVETRAIN	
SHIFTERS	Shimano Ultegra
FRONT DERAILLEUR	Shimano Ultegra
REAR DERAILLEUR	Shimano Ultegra
BRAKES	Shimano Ultegra hydraulic disc
BRAKE LEVERS	Shimano Ultegra hydraulic
CASSETTE	Shimano Ultegra, 11x30
CHAIN	KMC X11SL-1
CRANKSET	Shimano Ultegra, 36/52, Giant Power Pro power meter
BOTTOM BRACKET	Shimano, press fit
WHEELS	
RIMS	Giant SLR 1 42 Disc WheelSystem
HUBS	Giant SLR 1 42 Disc WheelSystem
SPOKES	Giant SLR 1 42 Disc WheelSystem
TIRES	Giant Gavia Course 1, 700x25c (28mm), tubeless
EXTRAS	tubeless prepared

## FEATURES

- Frame: Advanced-Grade Composite, disc
- Fork: Advanced-Grade Composite, full-composite OverDrive 2 steerer, disc
- Shifters: Shimano Ultegra
- Crankset: Shimano Ultegra, 36/52, Giant Power Pro power meter
- Colors: Carbon

## GEOMETRY

FRAME	XXS	XS	S	M	L
Seat Tube Length (mm)	385	410	445	480	515
Seat Tube Angle	75.0°	75.0°	74.5°	74.0°	73.5°
Top Tube Length (mm)	497	507	524	540	555
Head Tube Length (mm)	100	115	130	150	170
Head Tube Angle	70.5°	71.0°	72.0°	72.5°	72.5°
Fork Rake (mm)	49	49	45	45	45
Trail (mm)	68.8	65.6	63.5	60.3	60.3
Wheelbase (mm)	966	972	974	981	991
Chain Stay Length (mm)	405	405	405	405	405
Bottom Bracket Drop (mm)	70	70	68	68	68
Stack (mm)	492	508	525	546	565
Reach (mm)	365	371	378	384	388
Stand Over Height (mm)	664	679	701	728	754
Handlebar Width (mm)	360	360	380	400	420
Stem Length (mm)	80	80	90	100	110
Crank Length (mm)	165	165	170	170	172.5
Wheel Size	700C	700C	700C	700C	700C

*The specifications, colors, and availability of the products can be subjects to alter without prior notification. For availability and prices, please contact the retailers in your city / country.*





## SPECS

FRAME	
<b>SIZES</b>	XXS, XS, S, M, L
<b>COLORS</b>	Carbon
<b>FRAME</b>	Advanced-Grade Composite, disc
<b>FORK</b>	Advanced-Grade Composite, full-composite OverDrive 2 steerer, disc
<b>SHOCK</b>	N/A
COMPONENTS	
<b>HANDLEBAR</b>	Giant Contact SL
<b>STEM</b>	Giant Contact SL
<b>SEATPOST</b>	Giant Variant, composite
<b>SADDLE</b>	Liv Alacra SL
<b>PEDALS</b>	N/A
DRIVETRAIN	
<b>SHIFTERS</b>	Shimano 105
<b>FRONT DERAILLEUR</b>	Shimano 105
<b>REAR DERAILLEUR</b>	Shimano 105
<b>BRAKES</b>	Shimano 105 hydraulic disc
<b>BRAKE LEVERS</b>	Shimano 105 hydraulic
<b>CASSETTE</b>	Shimano 105, 11x30
<b>CHAIN</b>	KMC X11SL-1
<b>CRANKSET</b>	Shimano 105, 36/52
<b>BOTTOM BRACKET</b>	Shimano, press fit
WHEELS	
<b>RIMS</b>	Giant SLR 1 42 Disc WheelSystem
<b>HUBS</b>	Giant SLR 1 42 Disc WheelSystem
<b>SPOKES</b>	Giant SLR 1 42 Disc WheelSystem
<b>TIRES</b>	Giant Gavia Course 1, 700x25c (28mm), tubeless
<b>EXTRAS</b>	RideSense Bluetooth, tubeless prepared

## FEATURES

- Frame: Advanced-Grade Composite, disc
- Fork: Advanced-Grade Composite, full-composite OverDrive 2 steerer, disc
- Shifters: Shimano 105
- Crankset: Shimano 105, 36/52
- Colors: Carbon

## GEOMETRY

FRAME	XXS	XS	S	M	L
Seat Tube Length (mm)	385	410	445	480	515
Seat Tube Angle	75.0°	75.0°	74.5°	74.0°	73.5°
Top Tube Length (mm)	497	507	524	540	555
Head Tube Length (mm)	100	115	130	150	170
Head Tube Angle	70.5°	71.0°	72.0°	72.5°	72.5°
Fork Rake (mm)	49	49	45	45	45
Trail (mm)	68.8	65.6	63.5	60.3	60.3
Wheelbase (mm)	966	972	974	981	991
Chain Stay Length (mm)	405	405	405	405	405
Bottom Bracket Drop (mm)	70	70	68	68	68
Stack (mm)	492	508	525	546	565
Reach (mm)	365	371	378	384	388
Stand Over Height (mm)	664	679	701	728	754
Handlebar Width (mm)	360	360	380	400	420
Stem Length (mm)	80	80	90	100	110
Crank Length (mm)	165	165	170	170	172.5
Wheel Size	700C	700C	700C	700C	700C

*The specifications, colors, and availability of the products can be subjects to alter without prior notification. For availability and prices, please contact the retailers in your city / country.*



## SPECIFIKACIJE

OKVIR	
VELIKOSTI	XXS, XS, S, M, L
BARVE	Metallic Black
OKVIR	Advanced-Grade Composite, disc
VILICE	Advanced-Grade Composite, alloy OverDrive steerer, disc
AMORTIZER	N/A
KOMPONENTE	
KRMILO	Giant Contact
OPORA KRMILA	Giant Contact
OPORA SEDEŽA	Giant Variant, composite
SEDEŽ	Liv Approach
PEDALA	N/A
POGON	
PRESTAVNE ROČICE	Shimano Ultegra
PREDNJI MENJALNIK	Shimano Ultegra
ZADNJI MENJALNIK	Shimano Ultegra
ZAVORE	Shimano Ultegra hydraulic disc
ZAVORNE ROČICE	Shimano Ultegra hydraulic
VERIŽNIK	Shimano Ultegra, 11x30
VERIGA	KMC X11EL-1
GONILKE Z VERIŽNIKI	Shimano 510, 36/52
BOTTOM BRACKET	Shimano, press fit
OBROČNIKI	
OBROČI	Giant SLR 2 42 Disc WheelSystem
PESTA	Giant SLR 2 42 Disc WheelSystem
NAPERE	Giant SLR 2 42 Disc WheelSystem
PLAŠČI	Giant Gavia Course 1, 700x25c (28mm), tubeless
DODATKI	tubeless prepared

## ZNAČILNOSTI

- Okvir: Advanced-Grade Composite, disc
- Vilice: Advanced-Grade Composite, alloy OverDrive steerer, disc
- Prestavne ročice: Shimano Ultegra
- Gonilke z verižniki: Shimano 510, 36/52
- Barve: Metallic Black

## GEOMETRIJA

OKVIR	XXS	XS	S	M	L
Dolžina sedežne cevi (mm)	385	410	445	480	515
Kot sedežne cevi	75,0°	75,0°	74,5°	74,0°	73,5°
Top Tube Length (mm)	497	507	524	540	555
Višina glave okvirja (mm)	100	115	130	150	170
Krmlini kot	70,5°	71,0°	72,0°	72,5°	72,5°
Zamik vpetja osi (mm)	49	49	45	45	45
Trail (mm)	68,8	65,6	63,5	60,3	60,3
Medosna razdalja (mm)	966	972	974	981	991
Dolžina cevi ob verigi (mm)	405	405	405	405	405
Bottom Bracket Drop (mm)	70	70	68	68	68
Oddaljenost zgornje cevi od gonilne osi (mm)	492	508	525	546	565
Doseg (mm)	365	371	378	384	388
Višina zgornje cevi (mm)	664	679	701	728	754
Širina krmila (mm)	360	360	380	400	420
Dolžina opore krmila (mm)	80	80	90	100	110
Dolžina gonilke (mm)	165	165	170	170	172,5
Velikost obročnikov	700C	700C	700C	700C	700C

Vse navedene specifikacije se lahko spremenijo brez obvestila.





## SPECS

FRAME	
<b>SIZES</b>	XXS, XS, S, M, L
<b>COLORS</b>	Metallic Black
<b>FRAME</b>	Advanced-Grade Composite, disc
<b>FORK</b>	Advanced-Grade Composite, alloy OverDrive steerer, disc
<b>SHOCK</b>	N/A
COMPONENTS	
<b>HANDLEBAR</b>	Giant Contact
<b>STEM</b>	Giant Contact
<b>SEATPOST</b>	Giant Variant, composite
<b>SADDLE</b>	Liv Approach
<b>PEDALS</b>	N/A
DRIVETRAIN	
<b>SHIFTERS</b>	Shimano Ultegra
<b>FRONT DERAILLEUR</b>	Shimano Ultegra
<b>REAR DERAILLEUR</b>	Shimano Ultegra
<b>BRAKES</b>	Shimano Ultegra hydraulic disc
<b>BRAKE LEVERS</b>	Shimano Ultegra hydraulic
<b>CASSETTE</b>	Shimano Ultegra, 11x30
<b>CHAIN</b>	KMC X11EL-1
<b>CRANKSET</b>	Shimano Ultegra, 36/52
<b>BOTTOM BRACKET</b>	Shimano, press fit
WHEELS	
<b>RIMS</b>	Giant P-R2 Disc wheelset
<b>HUBS</b>	Giant P-R2 Disc wheelset
<b>SPOKES</b>	Giant P-R2 Disc wheelset
<b>TIRES</b>	Giant Gavia Course 1, 700x25c (28mm), tubeless
<b>EXTRAS</b>	tubeless prepared

## FEATURES

- Frame: Advanced-Grade Composite, disc
- Fork: Advanced-Grade Composite, alloy OverDrive steerer, disc
- Shifters: Shimano Ultegra
- Crankset: Shimano Ultegra, 36/52
- Colors: Metallic Black

## GEOMETRY

FRAME	XXS	XS	S	M	L
Seat Tube Length (mm)	385	410	445	480	515
Seat Tube Angle	75.0°	75.0°	74.5°	74.0°	73.5°
Top Tube Length (mm)	497	507	524	540	555
Head Tube Length (mm)	100	115	130	150	170
Head Tube Angle	70.5°	71.0°	72.0°	72.5°	72.5°
Fork Rake (mm)	49	49	45	45	45
Trail (mm)	68.8	65.6	63.5	60.3	60.3
Wheelbase (mm)	966	972	974	981	991
Chain Stay Length (mm)	405	405	405	405	405
Bottom Bracket Drop (mm)	70	70	68	68	68
Stack (mm)	492	508	525	546	565
Reach (mm)	365	371	378	384	388
Stand Over Height (mm)	664	679	701	728	754
Handlebar Width (mm)	360	360	380	400	420
Stem Length (mm)	80	80	90	100	110
Crank Length (mm)	165	165	170	170	172.5
Wheel Size	700C	700C	700C	700C	700C

*The specifications, colors, and availability of the products can be subjects to alter without prior notification. For availability and prices, please contact the retailers in your city / country.*



## SPECS

FRAME	
SIZES	XXS, XS, S, M, L
COLORS	Unicorn White / Rainbow Silver
FRAME	Advanced-Grade Composite
FORK	Advanced-Grade Composite, alloy OverDrive steerer
SHOCK	N/A
COMPONENTS	
HANDLEBAR	Giant Contact
STEM	Giant Contact
SEATPOST	Giant Variant, composite
SADDLE	Liv Approach
PEDALS	N/A
DRIVETRAIN	
SHIFTERS	Shimano Ultegra
FRONT DERAILLEUR	Shimano Ultegra
REAR DERAILLEUR	Shimano Ultegra
BRAKES	Shimano Ultegra
BRAKE LEVERS	Shimano Ultegra
CASSETTE	Shimano Ultegra, 11x34
CHAIN	KMC X11EL-1
CRANKSET	Shimano Ultegra, 34/50
BOTTOM BRACKET	Shimano, press fit
WHEELS	
RIMS	Giant P-R2 wheelset
HUBS	Giant P-R2 wheelset
SPOKES	Giant P-R2 wheelset
TIRES	Giant Gavia AC 1, 700x25c (28mm), tubeless
EXTRAS	tubeless prepared

## FEATURES

- Frame: Advanced-Grade Composite
- Fork: Advanced-Grade Composite, alloy OverDrive steerer
- Shifters: Shimano Ultegra
- Crankset: Shimano Ultegra, 34/50
- Colors: Unicorn White / Rainbow Silver

## GEOMETRY

FRAME	XXS	XS	S	M	L
Seat Tube Length (mm)	385	410	445	480	515
Seat Tube Angle	75.0°	75.0°	74.5°	74.0°	73.5°
Top Tube Length (mm)	497	507	524	540	555
Head Tube Length (mm)	100	115	130	150	170
Head Tube Angle	70.5°	71.0°	72.0°	72.5°	72.5°
Fork Rake (mm)	49	49	45	45	45
Trail (mm)	68.8	65.6	63.5	60.3	60.3
Wheelbase (mm)	966	972	974	981	991
Chain Stay Length (mm)	405	405	405	405	405
Bottom Bracket Drop (mm)	70	70	68	68	68
Stack (mm)	492	508	525	546	565
Reach (mm)	365	371	378	384	388
Stand Over Height (mm)	664	679	701	728	754
Handlebar Width (mm)	360	360	380	400	420
Stem Length (mm)	80	80	90	100	110
Crank Length (mm)	165	165	170	170	172.5
Wheel Size	700C	700C	700C	700C	700C

The specifications, colors, and availability of the products can be subjects to alter without prior notification. For availability and prices, please contact the retailers in your city / country.





## SPECS

FRAME	
<b>SIZES</b>	XXS, XS, S, M, L
<b>COLORS</b>	Chameleon Galaxy / Chameleon Saturn
<b>FRAME</b>	Advanced-Grade Composite
<b>FORK</b>	Advanced-Grade Composite, alloy OverDrive steerer
<b>SHOCK</b>	N/A
COMPONENTS	
<b>HANDLEBAR</b>	Giant Contact
<b>STEM</b>	Giant Contact
<b>SEATPOST</b>	Giant Variant, composite
<b>SADDLE</b>	Liv Approach
<b>PEDALS</b>	N/A
DRIVETRAIN	
<b>SHIFTERS</b>	Shimano 105
<b>FRONT DERAILLEUR</b>	Shimano 105
<b>REAR DERAILLEUR</b>	Shimano 105
<b>BRAKES</b>	Shimano 105
<b>BRAKE LEVERS</b>	Shimano 105
<b>CASSETTE</b>	Shimano 105, 11x30
<b>CHAIN</b>	KMC X11EL-1
<b>CRANKSET</b>	Shimano 105, 36/52
<b>BOTTOM BRACKET</b>	Shimano, press fit
WHEELS	
<b>RIMS</b>	Giant P-R2 wheelset
<b>HUBS</b>	Giant P-R2 wheelset
<b>SPOKES</b>	Giant P-R2 wheelset
<b>TIRES</b>	Giant Gavia AC 1, 700x25c (28mm), tubeless
<b>EXTRAS</b>	tubeless prepared

## FEATURES

- Frame: Advanced-Grade Composite
- Fork: Advanced-Grade Composite, alloy OverDrive steerer
- Shifters: Shimano 105
- Crankset: Shimano 105, 36/52
- Colors: Chameleon Galaxy / Chameleon Saturn

## GEOMETRY

FRAME	XXS	XS	S	M	L
Seat Tube Length (mm)	385	410	445	480	515
Seat Tube Angle	75.0°	75.0°	74.5°	74.0°	73.5°
Top Tube Length (mm)	497	507	524	540	555
Head Tube Length (mm)	100	115	130	150	170
Head Tube Angle	70.5°	71.0°	72.0°	72.5°	72.5°
Fork Rake (mm)	49	49	45	45	45
Trail (mm)	68.8	65.6	63.5	60.3	60.3
Wheelbase (mm)	966	972	974	981	991
Chain Stay Length (mm)	405	405	405	405	405
Bottom Bracket Drop (mm)	70	70	68	68	68
Stack (mm)	492	508	525	546	565
Reach (mm)	365	371	378	384	388
Stand Over Height (mm)	664	679	701	728	754
Handlebar Width (mm)	360	360	380	400	420
Stem Length (mm)	80	80	90	100	110
Crank Length (mm)	165	165	170	170	172.5
Wheel Size	700C	700C	700C	700C	700C

*The specifications, colors, and availability of the products can be subjects to alter without prior notification. For availability and prices, please contact the retailers in your city / country.*



## SPECS

FRAME	
SIZES	XXS, XS, S, M, L
COLORS	Supernova, Chameleon Plum
FRAME	Advanced-Grade Composite, disc
FORK	Advanced-Grade Composite, alloy OverDrive steerer, disc
SHOCK	N/A
COMPONENTS	
HANDLEBAR	Giant Contact
STEM	Giant Contact
SEATPOST	Giant Variant, composite
SADDLE	Liv Approach
PEDALS	N/A
DRIVETRAIN	
SHIFTERS	Shimano 105
FRONT DERAILLEUR	Shimano 105
REAR DERAILLEUR	Shimano 105
BRAKES	Shimano 105 hydraulic disc
BRAKE LEVERS	Shimano 105 hydraulic
CASSETTE	Shimano 105, 11x30
CHAIN	KMC X11EL-1
CRANKSET	Shimano 510, 36/52
BOTTOM BRACKET	Shimano, press fit
WHEELS	
RIMS	Giant P-R2 Disc wheelset
HUBS	Giant P-R2 Disc wheelset
SPOKES	Giant P-R2 Disc wheelset
TIRES	Giant Gavia Course 1, 700x25c (28mm), tubeless
EXTRAS	tubeless prepared

## FEATURES

- Frame: Advanced-Grade Composite, disc
- Fork: Advanced-Grade Composite, alloy OverDrive steerer, disc
- Shifters: Shimano 105
- Crankset: Shimano 510, 36/52
- Colors: Supernova, Chameleon Plum

## GEOMETRY

FRAME	XXS	XS	S	M	L
Seat Tube Length (mm)	385	410	445	480	515
Seat Tube Angle	75.0°	75.0°	74.5°	74.0°	73.5°
Top Tube Length (mm)	497	507	524	540	555
Head Tube Length (mm)	100	115	130	150	170
Head Tube Angle	70.5°	71.0°	72.0°	72.5°	72.5°
Fork Rake (mm)	49	49	45	45	45
Trail (mm)	68.8	65.6	63.5	60.3	60.3
Wheelbase (mm)	966	972	974	981	991
Chain Stay Length (mm)	405	405	405	405	405
Bottom Bracket Drop (mm)	70	70	68	68	68
Stack (mm)	492	508	525	546	565
Reach (mm)	365	371	378	384	388
Stand Over Height (mm)	664	679	701	728	754
Handlebar Width (mm)	360	360	380	400	420
Stem Length (mm)	80	80	90	100	110
Crank Length (mm)	165	165	170	170	172.5
Wheel Size	700C	700C	700C	700C	700C

The specifications, colors, and availability of the products can be subjects to alter without prior notification. For availability and prices, please contact the retailers in your city / country.





## SPECS

FRAME	
<b>SIZES</b>	XXS, XS, S, M, L
<b>COLORS</b>	Chameleon Galaxy / Chameleon Saturn, Virtual Pink / Carbon
<b>FRAME</b>	Advanced-Grade Composite
<b>FORK</b>	Advanced-Grade Composite, alloy OverDrive steerer
<b>SHOCK</b>	N/A
COMPONENTS	
<b>HANDLEBAR</b>	Giant Contact
<b>STEM</b>	Giant Contact
<b>SEATPOST</b>	Giant Variant, composite
<b>SADDLE</b>	Liv Approach
<b>PEDALS</b>	N/A
DRIVETRAIN	
<b>SHIFTERS</b>	Shimano 105
<b>FRONT DERAILLEUR</b>	Shimano 105
<b>REAR DERAILLEUR</b>	Shimano 105
<b>BRAKES</b>	Shimano 105
<b>BRAKE LEVERS</b>	Shimano 105
<b>CASSETTE</b>	Shimano 105, 11x34
<b>CHAIN</b>	KMC X11EL-1
<b>CRANKSET</b>	Shimano 105, 34/50
<b>BOTTOM BRACKET</b>	Shimano, press fit
WHEELS	
<b>RIMS</b>	Giant P-R2 wheelset
<b>HUBS</b>	Giant P-R2 wheelset
<b>SPOKES</b>	Giant P-R2 wheelset
<b>TIRES</b>	Giant Gavia AC 1, 700x25c (28mm), tubeless
<b>EXTRAS</b>	tubeless prepared

## FEATURES

- Frame: Advanced-Grade Composite
- Fork: Advanced-Grade Composite, alloy OverDrive steerer
- Shifters: Shimano 105
- Crankset: Shimano 105, 34/50
- Colors: Chameleon Galaxy / Chameleon Saturn, Virtual Pink / Carbon

## GEOMETRY

FRAME	XXS	XS	S	M	L
Seat Tube Length (mm)	385	410	445	480	515
Seat Tube Angle	75.0°	75.0°	74.5°	74.0°	73.5°
Top Tube Length (mm)	497	507	524	540	555
Head Tube Length (mm)	100	115	130	150	170
Head Tube Angle	70.5°	71.0°	72.0°	72.5°	72.5°
Fork Rake (mm)	49	49	45	45	45
Trail (mm)	68.8	65.6	63.5	60.3	60.3
Wheelbase (mm)	966	972	974	981	991
Chain Stay Length (mm)	405	405	405	405	405
Bottom Bracket Drop (mm)	70	70	68	68	68
Stack (mm)	492	508	525	546	565
Reach (mm)	365	371	378	384	388
Stand Over Height (mm)	664	679	701	728	754
Handlebar Width (mm)	360	360	380	400	420
Stem Length (mm)	80	80	90	100	110
Crank Length (mm)	165	165	170	170	172.5
Wheel Size	700C	700C	700C	700C	700C

*The specifications, colors, and availability of the products can be subjects to alter without prior notification. For availability and prices, please contact the retailers in your city / country.*



## SPECIFIKACIJE

OKVIR	
VELIKOSTI	XXS, XS, S, M, L
BARVE	Eclipse
OKVIR	Advanced-Grade Composite, disc
VILICE	Advanced-Grade Composite, alloy OverDrive steerer, disc
AMORTIZER	N/A
KOMPONENTE	
KRMILO	Giant Contact
OPORA KRMILA	Giant Contact
OPORA SEDEŽA	Giant Variant, composite
SEDEŽ	Liv Approach
PEDALA	N/A
POGON	
PRESTAVNE ROČICE	Shimano Tiagra
PREDNJI MENJALNIK	Shimano Tiagra
ZADNJI MENJALNIK	Shimano Tiagra
ZAVORE	Shimano Tiagra hydraulic disc
ZAVORNE ROČICE	Shimano Tiagra hydraulic
VERIŽNIK	Shimano Tiagra, 11x32
VERIGA	KMC X10EL-1
GONILKE Z VERIŽNIKI	Shimano Tiagra, 34/50
BOTTOM BRACKET	Shimano, press fit
OBROČNIKI	
OBROČI	Giant P-R2 Disc wheelset
PESTA	Giant P-R2 Disc wheelset
NAPERE	Giant P-R2 Disc wheelset
PLAŠČI	Giant Gavia Course 1, 700x25c (28mm), tubeless
DODATKI	tubeless prepared

## ZNAČILNOSTI

- Okvir: Advanced-Grade Composite, disc
- Vilice: Advanced-Grade Composite, alloy OverDrive steerer, disc
- Prestavne ročice: Shimano Tiagra
- Gonilke z verižniki: Shimano Tiagra, 34/50
- Barve: Eclipse

## GEOMETRIJA

OKVIR	XXS	XS	S	M	L
Dolžina sedežne cevi (mm)	385	410	445	480	515
Kot sedežne cevi	75,0°	75,0°	74,5°	74,0°	73,5°
Top Tube Length (mm)	497	507	524	540	555
Višina glave okvirja (mm)	100	115	130	150	170
Krmlilni kot	70,5°	71,0°	72,0°	72,5°	72,5°
Zamik vpetja osi (mm)	49	49	45	45	45
Trail (mm)	68,8	65,6	63,5	60,3	60,3
Medosna razdalja (mm)	966	972	974	981	991
Dolžina cevi ob verigi (mm)	405	405	405	405	405
Bottom Bracket Drop (mm)	70	70	68	68	68
Oddaljenost zgornje cevi od gonilne osi (mm)	492	508	525	546	565
Doseg (mm)	365	371	378	384	388
Višina zgornje cevi (mm)	664	679	701	728	754
Širina krmila (mm)	360	360	380	400	420
Dolžina opore krmila (mm)	80	80	90	100	110
Dolžina gonilke (mm)	165	165	170	170	172,5
Velikost obročnikov	700C	700C	700C	700C	700C

Vse navedene specifikacije se lahko spremenijo brez obvestila.





## SPECIFIKACIJE

OKVIR	
VELIKOSTI	XXS, XS, S, M, L
BARVE	Unicorn White
OKVIR	Advanced-Grade Composite
VILICE	Advanced-Grade Composite, full-composite OverDrive 2 steerer, disc
AMORTIZER	N/A
KOMPONENTE	
KRMILO	Giant Contact SLR D-Fuse
OPORA KRMILA	Liv Contact SLR Flux
OPORA SEDEŽA	Giant D-Fuse SLR, composite
SEDEŽ	Liv Alacra SL
PEDALA	N/A
POGON	
PRESTAVNE ROČICE	SRAM Force eTap AXS
PREDNJI MENJALNIK	SRAM Force eTap AXS
ZADNJI MENJALNIK	SRAM Force eTap AXS
ZAVORE	SRAM Force AXS hydraulic disc
ZAVORNE ROČICE	SRAM Force AXS hydraulic
VERIŽNIK	SRAM Force AXS, 10x33
VERIGA	SRAM Force D1
GONILKE Z VERIŽNIKI	SRAM Force D1, 33/46
BOTTOM BRACKET	SRAM GXP, press fit
OBROČNIKI	
OBROČI	Giant SLR 1 42 Disc WheelSystem
PESTA	Giant SLR 1 42 Disc WheelSystem
NAPERE	Giant SLR 1 42 Disc WheelSystem
PLAŠČI	Giant Gavia Fondo 1, 700x32c, tubeless
DODATKI	RideSense Bluetooth, tubeless prepared

## ZNAČILNOSTI

- Okvir: Advanced-Grade Composite
- Vilice: Advanced-Grade Composite, full-composite OverDrive 2 steerer, disc
- Prestavne ročice: SRAM Force eTap AXS
- Gonilke z verižniki: SRAM Force D1, 33/46
- Barve: Unicorn White

## GEOMETRIJA

OKVIR	XXS	XS	S	M	L
Dolžina sedežne cevi (mm)	385	400	435	470	505
Kot sedežne cevi	75,0°	74,5°	74,5°	74,0°	74,0°
Top Tube Length (mm)	500	515	525	540	555
Višina glave okvirja (mm)	110	125	145	165	185
Krmlni kot	70,0°	70,5°	71,5°	72,0°	72,0°
Zamik vpetja osi (mm)	50	50	50	50	50
Trail (mm)	75	71	65	62	62
Medosna razdalja (mm)	988	995	998	1004	1020
Dolžina cevi ob verigi (mm)	420	420	420	420	420
Bottom Bracket Drop (mm)	75	75	73	73	73
Oddaljenost zgornje cevi od gonilne osi (mm)	511	527	547	568	587
Doseg (mm)	363	368	373	377	387
Višina zgornje cevi (mm)	661	684	716	745	772
Širina krmila (mm)	380	380	400	400	420
Dolžina opore krmila (mm)	70	70	80	90	90
Dolžina gonilke (mm)	165	165	170	170	172,5
Velikost obročnikov	700C	700C	700C	700C	700C

Vse navedene specifikacije se lahko spremenijo brez obvestila.



## SPECS

FRAME	
SIZES	XXS, XS, S, M, L
COLORS	Rosewood / Eclipse
FRAME	Advanced-Grade Composite
FORK	Advanced-Grade Composite, full-composite OverDrive 2 steerer, disc
SHOCK	N/A
COMPONENTS	
HANDLEBAR	Giant Contact SL D-Fuse
STEM	Giant Contact SL
SEATPOST	Giant D-Fuse SL, composite
SADDLE	Liv Alacra SL
PEDALS	N/A
DRIVETRAIN	
SHIFTERS	Shimano Ultegra
FRONT DERAILLEUR	Shimano Ultegra
REAR DERAILLEUR	Shimano GRX-800
BRAKES	Shimano Ultegra hydraulic
BRAKE LEVERS	Shimano Ultegra hydraulic
CASSETTE	Shimano Ultegra, 11x34
CHAIN	KMC X11SL-1
CRANKSET	Shimano Ultegra, 34/50
BOTTOM BRACKET	Shimano, press fit
WHEELS	
RIMS	Giant SLR 2 42 Disc WheelSystem
HUBS	Giant SLR 2 42 Disc WheelSystem
SPOKES	Giant SLR 2 42 Disc WheelSystem
TIRES	Giant Gavia Fondo 1, 700x32c, tubeless
EXTRAS	RideSense Bluetooth, tubeless prepared

## FEATURES

- Frame: Advanced-Grade Composite
- Fork: Advanced-Grade Composite, full-composite OverDrive 2 steerer, disc
- Shifters: Shimano Ultegra
- Crankset: Shimano Ultegra, 34/50
- Colors: Rosewood / Eclipse

## GEOMETRY

FRAME	XXS	XS	S	M	L
Seat Tube Length (mm)	385	400	435	470	505
Seat Tube Angle	75.0°	74.5°	74.5°	74.0°	74.0°
Top Tube Length (mm)	500	515	525	540	555
Head Tube Length (mm)	110	125	145	165	185
Head Tube Angle	70.0°	70.5°	71.5°	72.0°	72.0°
Fork Rake (mm)	50	50	50	50	50
Trail (mm)	75	71	65	62	62
Wheelbase (mm)	988	995	998	1004	1020
Chain Stay Length (mm)	420	420	420	420	420
Bottom Bracket Drop (mm)	75	75	73	73	73
Stack (mm)	511	527	547	568	587
Reach (mm)	363	368	373	377	387
Stand Over Height (mm)	661	684	716	745	772
Handlebar Width (mm)	380	380	400	400	420
Stem Length (mm)	70	70	80	90	90
Crank Length (mm)	165	165	170	170	172.5
Wheel Size	700C	700C	700C	700C	700C

The specifications, colors, and availability of the products can be subjects to alter without prior notification. For availability and prices, please contact the retailers in your city / country.



## SPECS

FRAME	
<b>SIZES</b>	XXS, XS, S, M, L
<b>COLORS</b>	Echeveria
<b>FRAME</b>	Advanced-Grade Composite
<b>FORK</b>	Advanced-Grade Composite, full-composite OverDrive steerer, disc
<b>SHOCK</b>	N/A
COMPONENTS	
<b>HANDLEBAR</b>	Giant Contact SL D-Fuse
<b>STEM</b>	Giant Contact
<b>SEATPOST</b>	Giant D-Fuse, composite
<b>SADDLE</b>	Liv Approach
<b>PEDALS</b>	N/A
DRIVETRAIN	
<b>SHIFTERS</b>	Shimano Ultegra
<b>FRONT DERAILLEUR</b>	Shimano Ultegra
<b>REAR DERAILLEUR</b>	Shimano GRX-800
<b>BRAKES</b>	Shimano Ultegra
<b>BRAKE LEVERS</b>	Shimano Ultegra
<b>CASSETTE</b>	Shimano Ultegra, 11x34
<b>CHAIN</b>	KMC X11EL-1
<b>CRANKSET</b>	Shimano RS510, 34/50
<b>BOTTOM BRACKET</b>	Shimano, press fit
WHEELS	
<b>RIMS</b>	Giant P-R2 Disc wheelset
<b>HUBS</b>	Giant P-R2 Disc wheelset
<b>SPOKES</b>	Giant P-R2 Disc wheelset
<b>TIRES</b>	Giant Gavia Fondo 1, 700x32c, tubeless
<b>EXTRAS</b>	tubeless prepared

## FEATURES

- Frame: Advanced-Grade Composite
- Fork: Advanced-Grade Composite, full-composite OverDrive steerer, disc
- Shifters: Shimano Ultegra
- Crankset: Shimano RS510, 34/50
- Colors: Echeveria

## GEOMETRY

FRAME	XXS	XS	S	M	L
Seat Tube Length (mm)	385	400	435	470	505
Seat Tube Angle	75.0°	74.5°	74.5°	74.0°	74.0°
Top Tube Length (mm)	500	515	525	540	555
Head Tube Length (mm)	110	125	145	165	185
Head Tube Angle	70.0°	70.5°	71.5°	72.0°	72.0°
Fork Rake (mm)	50	50	50	50	50
Trail (mm)	74.5	71.3	64.7	61.5	61.5
Wheelbase (mm)	988	995	998	1004	1020
Chain Stay Length (mm)	420	420	420	420	420
Bottom Bracket Drop (mm)	75	75	73	73	73
Stack (mm)	511	527	547	568	587
Reach (mm)	363	368	373	377	387
Stand Over Height (mm)	661	684	716	745	772
Handlebar Width (mm)	380	380	400	400	420
Stem Length (mm)	70	70	80	90	90
Crank Length (mm)	165	165	170	170	172.5
Wheel Size	700C	700C	700C	700C	700C

*The specifications, colors, and availability of the products can be subjects to alter without prior notification. For availability and prices, please contact the retailers in your city / country.*





## SPECIFIKACIJE

OKVIR	
VELIKOSTI	XXS, XS, S, M, L
BARVE	Tropical (LTD)
OKVIR	Advanced-Grade Composite
VILICE	Advanced-Grade Composite, full-composite OverDrive steerer, disc
AMORTIZER	N/A
KOMPONENTE	
KRMILO	Giant Contact SL D-Fuse
OPORA KRMILA	Giant Contact
OPORA SEDEŽA	Giant D-Fuse, composite
SEDEŽ	Liv Approach
PEDALA	N/A
POGON	
PRESTAVNE ROČICE	Shimano Ultegra
PREDNJI MENJALNIK	Shimano Ultegra
ZADNJI MENJALNIK	Shimano GRX-800
ZAVORE	Shimano Ultegra
ZAVORNE ROČICE	Shimano Ultegra
VERIŽNIK	Shimano Ultegra, 11x34
VERIGA	KMC X11EL-1
GONILKE Z VERIŽNIKI	Shimano RS510, 34/50
BOTTOM BRACKET	Shimano, press fit
OBROČNIKI	
OBROČI	Giant P-R2 Disc wheelset
PESTA	Giant P-R2 Disc wheelset
NAPERE	Giant P-R2 Disc wheelset
PLAŠČI	Giant Gavia Fondo 1, 700x32c, tubeless
DODATKI	tubeless prepared

## ZNAČILNOSTI

- Okvir: Advanced-Grade Composite
- Vilice: Advanced-Grade Composite, full-composite OverDrive steerer, disc
- Prestavne ročice: Shimano Ultegra
- Gonilke z verižniki: Shimano RS510, 34/50
- Barve: Tropical (LTD)

## GEOMETRIJA

OKVIR	XXS	XS	S	M	L
Dolžina sedežne cevi (mm)	385	400	435	470	505
Kot sedežne cevi	75,0°	74,5°	74,5°	74,0°	74,0°
Top Tube Length (mm)	500	515	525	540	555
Višina glave okvirja (mm)	110	125	145	165	185
Krmlilni kot	70,0°	70,5°	71,5°	72,0°	72,0°
Zamik vpetja osi (mm)	50	50	50	50	50
Trail (mm)	74,5	71,3	64,7	61,5	61,5
Medosna razdalja (mm)	988	995	998	1004	1020
Dolžina cevi ob verigi (mm)	420	420	420	420	420
Bottom Bracket Drop (mm)	75	75	73	73	73
Oddaljenost zgornje cevi od gonilne osi (mm)	511	527	547	568	587
Doseg (mm)	363	368	373	377	387
Višina zgornje cevi (mm)	661	684	716	745	772
Širina krmila (mm)	380	380	400	400	420
Dolžina opore krmila (mm)	70	70	80	90	90
Dolžina gonilke (mm)	165	165	170	170	172,5
Velikost obročnikov	700C	700C	700C	700C	700C

Vse navedene specifikacije se lahko spremenijo brez obvestila.



## SPECS

FRAME	
<b>SIZES</b>	XXS, XS, S, M, L
<b>COLORS</b>	Black, Supernova
<b>FRAME</b>	Advanced-Grade Composite
<b>FORK</b>	Advanced-Grade Composite, full-composite OverDrive steerer, disc
<b>SHOCK</b>	N/A
COMPONENTS	
<b>HANDLEBAR</b>	Giant Contact SL D-Fuse
<b>STEM</b>	Giant Contact
<b>SEATPOST</b>	Giant D-Fuse, composite
<b>SADDLE</b>	Liv Approach
<b>PEDALS</b>	N/A
DRIVETRAIN	
<b>SHIFTERS</b>	Shimano 105
<b>FRONT DERAILLEUR</b>	Shimano 105
<b>REAR DERAILLEUR</b>	Shimano 105
<b>BRAKES</b>	Shimano 105
<b>BRAKE LEVERS</b>	Shimano 105
<b>CASSETTE</b>	Shimano 105, 11x34
<b>CHAIN</b>	KMC X11EL-1
<b>CRANKSET</b>	Shimano RS510, 34/50
<b>BOTTOM BRACKET</b>	Shimano, press fit
WHEELS	
<b>RIMS</b>	Giant P-R2 Disc wheelset
<b>HUBS</b>	Giant P-R2 Disc wheelset
<b>SPOKES</b>	Giant P-R2 Disc wheelset
<b>TIRES</b>	Giant Gavia Fondo 1, 700x32c, tubeless
<b>EXTRAS</b>	tubeless prepared

## FEATURES

- Frame: Advanced-Grade Composite
- Fork: Advanced-Grade Composite, full-composite OverDrive steerer, disc
- Shifters: Shimano 105
- Crankset: Shimano RS510, 34/50
- Colors: Black, Supernova

## GEOMETRY

FRAME	XXS	XS	S	M	L
Seat Tube Length (mm)	385	400	435	470	505
Seat Tube Angle	75.0°	74.5°	74.5°	74.0°	74.0°
Top Tube Length (mm)	500	515	525	540	555
Head Tube Length (mm)	110	125	145	165	185
Head Tube Angle	70.0°	70.5°	71.5°	72.0°	72.0°
Fork Rake (mm)	50	50	50	50	50
Trail (mm)	74.5	71.3	64.7	61.5	61.5
Wheelbase (mm)	988	995	998	1004	1020
Chain Stay Length (mm)	420	420	420	420	420
Bottom Bracket Drop (mm)	75	75	73	73	73
Stack (mm)	511	527	547	568	587
Reach (mm)	363	368	373	377	387
Stand Over Height (mm)	661	684	716	745	772
Handlebar Width (mm)	380	380	400	400	420
Stem Length (mm)	70	70	80	90	90
Crank Length (mm)	165	165	170	170	172.5
Wheel Size	700C	700C	700C	700C	700C

*The specifications, colors, and availability of the products can be subjects to alter without prior notification. For availability and prices, please contact the retailers in your city / country.*



## SPECIFIKACIJE

OKVIR	
VELIKOSTI	XXS, XS, S, M, L
BARVE	Charcoal
OKVIR	Advanced-Grade Composite
VILICE	Advanced-Grade Composite, full-composite OverDrive steerer, disc
AMORTIZER	N/A
KOMPONENTE	
KRMILO	Giant Contact SL D-Fuse
OPORA KRMILA	Giant Contact
OPORA SEDEŽA	Giant D-Fuse, composite
SEDEŽ	Liv Approach
PEDALA	N/A
POGON	
PRESTAVNE ROČICE	Shimano Tiagra
PREDNJI MENJALNIK	Shimano Tiagra
ZADNJI MENJALNIK	Shimano Tiagra
ZAVORE	Shimano Tiagra
ZAVORNE ROČICE	Shimano Tiagra
VERIŽNIK	Shimano Tiagra, 11x34
VERIGA	KMC X10
GONILKE Z VERIŽNIKI	Shimano Tiagra, 34/50
BOTTOM BRACKET	Shimano, press fit
OBROČNIKI	
OBROČI	Giant P-R2 Disc wheelset
PESTA	Giant P-R2 Disc wheelset
NAPERE	Giant P-R2 Disc wheelset
PLAŠČI	Giant Gavia Fondo 1, 700x32c, tubeless
DODATKI	tubeless prepared

## ZNAČILNOSTI

- Okvir: Advanced-Grade Composite
- Vilice: Advanced-Grade Composite, full-composite OverDrive steerer, disc
- Prestavne ročice: Shimano Tiagra
- Gonilke z verižniki: Shimano Tiagra, 34/50
- Barve: Charcoal

## GEOMETRIJA

OKVIR	XXS	XS	S	M	L
Dolžina sedežne cevi (mm)	385	400	435	470	505
Kot sedežne cevi	75,0°	74,5°	74,5°	74,0°	74,0°
Top Tube Length (mm)	500	515	525	540	555
Višina glave okvirja (mm)	110	125	145	165	185
Krmlilni kot	70,0°	70,5°	71,5°	72,0°	72,0°
Zamik vpetja osi (mm)	50	50	50	50	50
Trail (mm)	74,5	71,3	64,7	61,5	61,5
Medosna razdalja (mm)	988	995	998	1004	1020
Dolžina cevi ob verigi (mm)	420	420	420	420	420
Bottom Bracket Drop (mm)	75	75	73	73	73
Oddaljenost zgornje cevi od gonilne osi (mm)	511	527	547	568	587
Doseg (mm)	363	368	373	377	387
Višina zgornje cevi (mm)	661	684	716	745	772
Širina krmila (mm)	380	380	400	400	420
Dolžina opore krmila (mm)	70	70	80	90	90
Dolžina gonilke (mm)	165	165	170	170	172,5
Velikost obročnikov	700C	700C	700C	700C	700C

Vse navedene specifikacije se lahko spremenijo brez obvestila.





## SPECS

FRAME	
SIZES	XXS, XS, S, M, L
COLORS	Rosewood / Eclipse, Desert Sage / Ocean Storm
FRAME	ALUXX-Grade Aluminum
FORK	Advanced-Grade Composite, OverDrive, disc
SHOCK	N/A
COMPONENTS	
HANDLEBAR	Giant Contact SL D-Fuse
STEM	Giant Contact
SEATPOST	Giant D-Fuse, composite
SADDLE	Liv Approach
PEDALS	N/A
DRIVETRAIN	
SHIFTERS	Shimano 105
FRONT DERAILLEUR	Shimano 105
REAR DERAILLEUR	Shimano 105 GS
BRAKES	Shimano 105 hydraulic
BRAKE LEVERS	Shimano 105 hydraulic
CASSETTE	Shimano 105, 11x34
CHAIN	KMC X11EL-1
CRANKSET	Shimano FC-RS510, 34/50
BOTTOM BRACKET	cartridge
WHEELS	
RIMS	Giant P-R2 Disc wheelset
HUBS	Giant P-R2 Disc wheelset
SPOKES	Giant P-R2 Disc wheelset
TIRES	Giant Gavia Fondo 2, 700x32c, folding, tubeless
EXTRAS	tubeless prepared

## FEATURES

- Frame: ALUXX-Grade Aluminum
- Fork: Advanced-Grade Composite, OverDrive, disc
- Shifters: Shimano 105
- Crankset: Shimano FC-RS510, 34/50
- Colors: Rosewood / Eclipse, Desert Sage / Ocean Storm

## GEOMETRY

FRAME	XXS	XS	S	M	L
Seat Tube Length (mm)	375	410	445	480	515
Seat Tube Angle	75.0°	74.5°	74.5°	74.0°	74.0°
Top Tube Length (mm)	502	515	525	540	555
Head Tube Length (mm)	103	118	138	158	178
Head Tube Angle	70.0°	70.5°	71.5°	72.0°	72.0°
Fork Rake (mm)	53	53	53	53	53
Trail (mm)	72.8	69.5	62.9	59.6	59.6
Wheelbase (mm)	994	999	1001	1006	1022
Chain Stay Length (mm)	422	422	422	422	422
Bottom Bracket Drop (mm)	80	80	80	80	80
Stack (mm)	522	538	561	582	601
Reach (mm)	362	366	369	373	383
Stand Over Height (mm)	653	681	709	736	766
Handlebar Width (mm)	380	380	400	400	420
Stem Length (mm)	70	70	80	90	90
Crank Length (mm)	165	165	170	170	172.5
Wheel Size	700C	700C	700C	700C	700C

*The specifications, colors, and availability of the products can be subjects to alter without prior notification. For availability and prices, please contact the retailers in your city / country.*



## SPECS

FRAME	
SIZES	XXS, XS, S, M, L
COLORS	True Blue / Chameleon Plum, Gray Beige / Rosewood
FRAME	ALUXX-Grade Aluminum
FORK	Advanced-Grade Composite, OverDrive, disc
SHOCK	N/A
COMPONENTS	
HANDLEBAR	Giant Connect
STEM	Giant Sport
SEATPOST	Giant D-Fuse, composite
SADDLE	Liv Approach
PEDALS	N/A
DRIVETRAIN	
SHIFTERS	Shimano Tiagra
FRONT DERAILLEUR	Shimano Tiagra
REAR DERAILLEUR	Shimano Tiagra GS
BRAKES	Tektro MD-C550
BRAKE LEVERS	Shimano Tiagra
CASSETTE	Shimano Tiagra, 11x34
CHAIN	KMC X10-1
CRANKSET	Tiagra, 34/50
BOTTOM BRACKET	cartridge
WHEELS	
RIMS	Giant S-R2 Disc wheelset
HUBS	Giant S-R2 Disc wheelset
SPOKES	Giant S-R2 Disc wheelset
TIRES	Giant Gavia Fondo 2, 700x32c, folding, tubeless
EXTRAS	tubeless prepared

## FEATURES

- Frame: ALUXX-Grade Aluminum
- Fork: Advanced-Grade Composite, OverDrive, disc
- Shifters: Shimano Tiagra
- Crankset: Tiagra, 34/50
- Colors: True Blue / Chameleon Plum, Gray Beige / Rosewood

## GEOMETRY

FRAME	XXS	XS	S	M	L
Seat Tube Length (mm)	375	410	445	480	515
Seat Tube Angle	75.0°	74.5°	74.5°	74.0°	74.0°
Top Tube Length (mm)	502	515	525	540	555
Head Tube Length (mm)	103	118	138	158	178
Head Tube Angle	70.0°	70.5°	71.5°	72.0°	72.0°
Fork Rake (mm)	53	53	53	53	53
Trail (mm)	72.8	69.5	62.9	59.6	59.6
Wheelbase (mm)	994	999	1001	1006	1022
Chain Stay Length (mm)	422	422	422	422	422
Bottom Bracket Drop (mm)	80	80	80	80	80
Stack (mm)	522	538	561	582	601
Reach (mm)	362	366	369	373	383
Stand Over Height (mm)	653	681	709	736	766
Handlebar Width (mm)	380	380	400	400	420
Stem Length (mm)	70	70	80	90	90
Crank Length (mm)	165	165	170	170	172.5
Wheel Size	700C	700C	700C	700C	700C

The specifications, colors, and availability of the products can be subjects to alter without prior notification. For availability and prices, please contact the retailers in your city / country.



## SPECS

FRAME	
<b>SIZES</b>	XXS, XS, S, M, L
<b>COLORS</b>	Pale Mauve / Metallic Black, Grayish Blue / Gunmetal Black
<b>FRAME</b>	ALUXX-Grade Aluminum
<b>FORK</b>	Advanced-Grade Composite, OverDrive, disc
<b>SHOCK</b>	N/A
COMPONENTS	
<b>HANDLEBAR</b>	Giant Connect
<b>STEM</b>	Giant Sport
<b>SEATPOST</b>	Giant D-Fuse, alloy
<b>SADDLE</b>	Liv Approach
<b>PEDALS</b>	N/A
DRIVETRAIN	
<b>SHIFTERS</b>	Shimano Sora
<b>FRONT DERAILLEUR</b>	Shimano Sora
<b>REAR DERAILLEUR</b>	Shimano Sora
<b>BRAKES</b>	Tektro MD-C550
<b>BRAKE LEVERS</b>	Shimano Sora
<b>CASSETTE</b>	Shimano CS-HG400, 11x34
<b>CHAIN</b>	KMC X9
<b>CRANKSET</b>	Shimano Sora, 34/50
<b>BOTTOM BRACKET</b>	cartridge
WHEELS	
<b>RIMS</b>	Giant S-R2 Disc wheelset
<b>HUBS</b>	Giant S-R2 Disc wheelset
<b>SPOKES</b>	Giant S-R2 Disc wheelset
<b>TIRES</b>	Giant S-R3 AC, 700x32c

## FEATURES

- Frame: ALUXX-Grade Aluminum
- Fork: Advanced-Grade Composite, OverDrive, disc
- Shifters: Shimano Sora
- Crankset: Shimano Sora, 34/50
- Colors: Pale Mauve / Metallic Black, Grayish Blue / Gunmetal Black

## GEOMETRY

FRAME	XXS	XS	S	M	L
Seat Tube Length (mm)	375	410	445	480	515
Seat Tube Angle	75.0°	74.5°	74.5°	74.0°	74.0°
Top Tube Length (mm)	502	515	525	540	555
Head Tube Length (mm)	103	118	138	158	178
Head Tube Angle	70.0°	70.5°	71.5°	72.0°	72.0°
Fork Rake (mm)	53	53	53	53	53
Trail (mm)	72.8	69.5	62.9	59.6	59.6
Wheelbase (mm)	994	999	1001	1006	1022
Chain Stay Length (mm)	422	422	422	422	422
Bottom Bracket Drop (mm)	80	80	80	80	80
Stack (mm)	522	538	561	582	601
Reach (mm)	362	366	369	373	383
Stand Over Height (mm)	653	681	709	736	766
Handlebar Width (mm)	380	380	400	400	420
Stem Length (mm)	70	70	80	90	90
Crank Length (mm)	165	165	170	170	172.5
Wheel Size	700C	700C	700C	700C	700C

*The specifications, colors, and availability of the products can be subjects to alter without prior notification. For availability and prices, please contact the retailers in your city / country.*





## SPECS

FRAME	
SIZES	XXS, XS, S, M, L
COLORS	Rainbow White
FRAME	ALUXX-Grade Aluminum
FORK	Advanced-Grade Composite, OverDrive
SHOCK	N/A
COMPONENTS	
HANDLEBAR	Giant Connect
STEM	Giant Sport
SEATPOST	Giant D-Fuse, alloy
SADDLE	Liv Approach
PEDALS	N/A
DRIVETRAIN	
SHIFTERS	Shimano Sora
FRONT DERAILLEUR	Shimano Sora
REAR DERAILLEUR	Shimano Sora GS
BRAKES	Tektro TK-B177
BRAKE LEVERS	Shimano Sora
CASSETTE	Shimano HG400, 11x34
CHAIN	KMC X9
CRANKSET	Shimano Sora, 34/50
BOTTOM BRACKET	cartridge
WHEELS	
RIMS	Giant S-R3 wheelset
HUBS	Giant S-R3 wheelset
SPOKES	Giant S-R3 wheelset
TIRES	Giant S-R3 AC, 700x28c, wire bead

## FEATURES

- Frame: ALUXX-Grade Aluminum
- Fork: Advanced-Grade Composite, OverDrive
- Shifters: Shimano Sora
- Crankset: Shimano Sora, 34/50
- Colors: Rainbow White

## GEOMETRY

FRAME	XXS	XS	S	M	L
Seat Tube Length (mm)	395	430	465	500	535
Seat Tube Angle	75.0°	75.0°	74.5°	74.0°	74.0°
Top Tube Length (mm)	500	515	525	540	555
Head Tube Length (mm)	120	135	150	170	190
Head Tube Angle	70.0°	70.5°	72.0°	72.0°	72.0°
Fork Rake (mm)	45	45	45	45	45
Trail (mm)	76.2	73	63.5	63.5	63.5
Wheelbase (mm)	986	998	990	1000	1016
Chain Stay Length (mm)	420	420	420	420	420
Bottom Bracket Drop (mm)	70	70	70	70	70
Stack (mm)	514	530	550	569	588
Reach (mm)	362	372	372	377	386
Stand Over Height (mm)	662	687	716	744	772
Handlebar Width (mm)	380	380	400	400	420
Stem Length (mm)	70	70	80	90	90
Crank Length (mm)	165	165	170	170	172.5
Wheel Size	700C	700C	700C	700C	700C

The specifications, colors, and availability of the products can be subjects to alter without prior notification. For availability and prices, please contact the retailers in your city / country.



## SPECS

FRAME	
<b>SIZES</b>	XXS, XS, M, L
<b>COLORS</b>	Grayish Blue, Virtual Pink
<b>FRAME</b>	ALUXX-Grade Aluminum
<b>FORK</b>	Advanced-Grade Composite, OverDrive
<b>SHOCK</b>	N/A
COMPONENTS	
<b>HANDLEBAR</b>	Giant Connect
<b>STEM</b>	Giant Sport
<b>SEATPOST</b>	Giant D-Fuse, alloy
<b>SADDLE</b>	Liv Approach
<b>PEDALS</b>	N/A
DRIVETRAIN	
<b>SHIFTERS</b>	Shimano Claris
<b>FRONT DERAILLEUR</b>	Shimano Claris
<b>REAR DERAILLEUR</b>	Shimano Claris
<b>BRAKES</b>	Tektro TK-B177
<b>BRAKE LEVERS</b>	Shimano Claris
<b>CASSETTE</b>	Shimano HG50, 11x34
<b>CHAIN</b>	KMC Z83
<b>CRANKSET</b>	FSA Tempo, 34/50
<b>BOTTOM BRACKET</b>	cartridge
WHEELS	
<b>RIMS</b>	Giant S-R3 wheelset
<b>HUBS</b>	Giant S-R3 wheelset
<b>SPOKES</b>	Giant S-R3 wheelset
<b>TIRES</b>	Giant S-R3 AC, 700x28c, wire bead

## FEATURES

- Frame: ALUXX-Grade Aluminum
- Fork: Advanced-Grade Composite, OverDrive
- Shifters: Shimano Claris
- Crankset: FSA Tempo, 34/50
- Colors: Grayish Blue, Virtual Pink

## GEOMETRY

FRAME	XXS	XS	S	M	L
Seat Tube Length (mm)	395	430	465	500	535
Seat Tube Angle	75.0°	75.0°	74.5°	74.0°	74.0°
Top Tube Length (mm)	500	515	525	540	555
Head Tube Length (mm)	120	135	150	170	190
Head Tube Angle	70.0°	70.5°	72.0°	72.0°	72.0°
Fork Rake (mm)	45	45	45	45	45
Trail (mm)	76.2	73	63.5	63.5	63.5
Wheelbase (mm)	986	998	990	1000	1016
Chain Stay Length (mm)	420	420	420	420	420
Bottom Bracket Drop (mm)	70	70	70	70	70
Stack (mm)	514	530	550	569	588
Reach (mm)	362	372	372	377	386
Stand Over Height (mm)	662	687	716	744	772
Handlebar Width (mm)	380	380	400	400	420
Stem Length (mm)	70	70	80	90	90
Crank Length (mm)	165	165	170	170	172.5
Wheel Size	700C	700C	700C	700C	700C

*The specifications, colors, and availability of the products can be subjects to alter without prior notification. For availability and prices, please contact the retailers in your city / country.*



## SPECIFIKACIJE

OKVIR	
VELIKOSTI	XS, S, M, L
BARVE	Eclipse
OKVIR	ALUXX-Grade Aluminum
VILICE	Advanced-Grade Composite, alloy steerer, disc
AMORTIZER	N/A
KOMPONENTE	
KRMILO	Giant Sport, alloy
OPORA KRMILA	Giant Sport
OPORA SEDEŽA	Giant Sport, 27.2
SEDEŽ	Liv Sport Comfort
PEDALA	Giant Urban Fitness
POGON	
PRESTAVNE ROČICE	Shimano Altus
PREDNJI MENJALNIK	Shimano Acera FD-T3000
ZADNJI MENJALNIK	Shimano Alivio
ZAVORE	Tektro HD-R280 hydraulic disc
ZAVORNE ROČICE	Tektro, hydraulic
VERIŽNIK	Shimano HG200, 11x36
VERIGA	KMC X9
GONILKE Z VERIŽNIKI	Shimano MT-210, 30/46
BOTTOM BRACKET	Shimano SM-BB52
OBROČNIKI	
OBROČI	Giant GX Disc wheelset
PESTA	alloy, loose ball bearing
NAPERE	stainless, 14g
PLAŠČI	Giant CrossCut Metro, 700x38c

## ZNAČILNOSTI

- Okvir: ALUXX-Grade Aluminum
- Vilice: Advanced-Grade Composite, alloy steerer, disc
- Prestavne ročice: Shimano Altus
- Gonilke z verižniki: Shimano MT-210, 30/46
- Barve: Eclipse

## GEOMETRIJA

OKVIR	XS	S	M	L
Dolžina sedežne cevi (mm)	370	420	460	500
Kot sedežne cevi	74,0°	73,5°	73,0°	73,0°
Top Tube Length (mm)	545	560	575	590
Višina glave okvirja (mm)	145	160	175	190
Krmlini i kot	70,0°	70,5°	71,0°	71,0°
Zamik vpetja osi (mm)	50	50	50	50
Trail (mm)	75,1	72	68,7	69,2
Medosna razdalja (mm)	1067	1073	1077	1093
Dolžina cevi ob verigi (mm)	451	451	451	451
Bottom Bracket Drop (mm)	60	60	60	60
Oddaljenost zgornje cevi od gonilne osi (mm)	566	583	599	613
Doseg (mm)	383	388	392	403
Višina zgornje cevi (mm)	683	719	749	779
Širina krmila (mm)	600	600	620	620
Dolžina opore krmila (mm)	80	80	90	100
Dolžina gonilke (mm)	170	170	170	170
Velikost obročnikov	700C	700C	700C	700C

Vse navedene specifikacije se lahko spremenijo brez obvestila.





## SPECIFIKACIJE

OKVIR	
VELIKOSTI	XS, S, M, L
BARVE	Gunmetal Black
OKVIR	ALUXX-Grade Aluminum
VILICE	alloy, rack mounts, disc
AMORTIZER	N/A
KOMPONENTE	
KRMILO	Giant Sport, alloy
OPORA KRMILA	Giant Sport
OPORA SEDEŽA	Giant Sport, 27.2
SEDEŽ	Liv Sport Comfort
PEDALA	Giant Urban Fitness
POGON	
PRESTAVNE ROČICE	Shimano SL-M315
PREDNJI MENJALNIK	Shimano FD-TY710
ZADNJI MENJALNIK	Shimano Altus
ZAVORE	Tektro HD-R280 hydraulic disc
ZAVORNE ROČICE	Tektro, hydraulic
VERIŽNIK	Shimano CS-HG31, 11x34
VERIGA	KMC Z8.3
GONILKE Z VERIŽNIKI	forged alloy, 30/46
BOTTOM BRACKET	cartridge
OBROČNIKI	
OBROČI	Giant GX Disc wheelset
PESTA	alloy, loose ball bearing
NAPERE	stainless, 14g
PLAŠČI	Giant S-X2 Puncture Protect, 700x38c
DODATKI	fender, rear carrier, kickstand

## ZNAČILNOSTI

- Okvir: ALUXX-Grade Aluminum
- Vilice: alloy, rack mounts, disc
- Prestavne ročice: Shimano SL-M315
- Gonilke z verižniki: forged alloy, 30/46
- Barve: Gunmetal Black

## GEOMETRIJA

OKVIR	XS	S	M	L
Dolžina sedežne cevi (mm)	370	420	460	500
Kot sedežne cevi	74,0°	73,5°	73,0°	73,0°
Top Tube Length (mm)	545	560	575	590
Višina glave okvirja (mm)	145	160	175	190
Krmični kot	70,0°	70,5°	71,0°	71,0°
Zamik vpetja osi (mm)	50	50	50	50
Trail (mm)	75,1	72	68,7	69,2
Medosna razdalja (mm)	1067	1073	1077	1093
Dolžina cevi ob verigi (mm)	451	451	451	451
Bottom Bracket Drop (mm)	60	60	60	60
Oddaljenost zgornje cevi od gonilne osi (mm)	566	583	599	613
Doseg (mm)	383	388	392	403
Višina zgornje cevi (mm)	683	719	749	779
Širina krmila (mm)	600	600	620	620
Dolžina opore krmila (mm)	80	80	90	100
Dolžina gonilke (mm)	170	170	170	170
Velikost obročnikov	700C	700C	700C	700C

Vse navedene specifikacije se lahko spremenijo brez obvestila.



## SPECIFIKACIJE

OKVIR	
VELIKOSTI	XS, S, M, L
BARVE	Gunmetal Black
OKVIR	ALUXX-Grade Aluminum
VILICE	alloy, rack mounts, disc
AMORTIZER	N/A
KOMPONENTE	
KRMILO	Giant Sport, alloy
OPORA KRMILA	Giant Sport
OPORA SEDEŽA	Giant Sport, 27.2
SEDEŽ	Liv Sport Comfort
PEDALA	Giant Urban Fitness
POGON	
PRESTAVNE ROČICE	Shimano SL-M315
PREDNJI MENJALNIK	Shimano FD-TY710
ZADNJI MENJALNIK	Shimano Altus
ZAVORE	Tektro HD-R280 hydraulic disc
ZAVORNE ROČICE	Tektro
VERIŽNIK	Shimano CS-HG31, 11x34
VERIGA	KMC Z8.3
GONILKE Z VERIŽNIKI	forged alloy, 30/46
BOTTOM BRACKET	cartridge
OBROČNIKI	
OBROČI	Giant GX Disc wheelset
PESTA	alloy, loose ball bearing
NAPERE	stainless, 14g
PLAŠČI	Giant S-X2 Puncture Protect, 700x38c

## ZNAČILNOSTI

- Okvir: ALUXX-Grade Aluminum
- Vilice: alloy, rack mounts, disc
- Prestavne ročice: Shimano SL-M315
- Gonilke z verižniki: forged alloy, 30/46
- Barve: Gunmetal Black

## GEOMETRIJA

OKVIR	XS	S	M	L
Dolžina sedežne cevi (mm)	370	420	460	500
Kot sedežne cevi	74,0°	73,5°	73,0°	73,0°
Top Tube Length (mm)	545	560	575	590
Višina glave okvirja (mm)	145	160	175	190
Krmlini i kot	70,0°	70,5°	71,0°	71,0°
Zamik vpetja osi (mm)	50	50	50	50
Trail (mm)	75,1	72	68,7	69,2
Medosna razdalja (mm)	1067	1073	1077	1093
Dolžina cevi ob verigi (mm)	451	451	451	451
Bottom Bracket Drop (mm)	60	60	60	60
Oddaljenost zgornje cevi od gonilne osi (mm)	566	583	599	613
Doseg (mm)	383	388	392	403
Višina zgornje cevi (mm)	683	719	749	779
Širina krmila (mm)	600	600	620	620
Dolžina opore krmila (mm)	80	80	90	100
Dolžina gonilke (mm)	170	170	170	170
Velikost obročnikov	700C	700C	700C	700C

Vse navedene specifikacije se lahko spremenijo brez obvestila.



## SPECS

FRAME	
<b>SIZES</b>	XS, S, M, L
<b>COLORS</b>	Rosewood, Light Blue
<b>FRAME</b>	ALUXX-Grade Aluminum
<b>FORK</b>	high-tensile steel
<b>SHOCK</b>	N/A
COMPONENTS	
<b>HANDLEBAR</b>	Giant Sport, alloy
<b>STEM</b>	Giant Sport
<b>SEATPOST</b>	Giant Sport, 27.2
<b>SADDLE</b>	Liv Sport Comfort
<b>PEDALS</b>	Giant Urban Fitness
DRIVETRAIN	
<b>SHIFTERS</b>	Shimano ST-EF41
<b>FRONT DERAILLEUR</b>	Shimano Tourney
<b>REAR DERAILLEUR</b>	Shimano Tourney
<b>BRAKES</b>	alloy, linear-pull
<b>BRAKE LEVERS</b>	Shimano EF41
<b>CASSETTE</b>	MF-TZ50, 14x34
<b>CHAIN</b>	KMC Z7
<b>CRANKSET</b>	forged alloy, 28/38/48
<b>BOTTOM BRACKET</b>	cartridge
WHEELS	
<b>RIMS</b>	Giant double-wall aluminum
<b>HUBS</b>	Joytech, 32h
<b>SPOKES</b>	stainless, 14g
<b>TIRES</b>	Giant S-X3 Puncture Protect, 700x38c

## FEATURES

- Frame: ALUXX-Grade Aluminum
- Fork: high-tensile steel
- Shifters: Shimano ST-EF41
- Crankset: forged alloy, 28/38/48
- Colors: Rosewood, Light Blue

## GEOMETRY

FRAME	XS	S	M	L
Seat Tube Length (mm)	370	420	460	500
Seat Tube Angle	74.0°	73.5°	73.0°	73.0°
Top Tube Length (mm)	545	560	575	590
Head Tube Length (mm)	145	160	175	190
Head Tube Angle	70.0°	70.5°	71.0°	71.0°
Fork Rake (mm)	50	50	50	50
Trail (mm)	75.1	72	68.7	69.2
Wheelbase (mm)	1067	1073	1077	1093
Chain Stay Length (mm)	451	451	451	451
Bottom Bracket Drop (mm)	60	60	60	60
Stack (mm)	566	583	599	613
Reach (mm)	383	388	392	403
Stand Over Height (mm)	591	590	591	587
Handlebar Width (mm)	600	600	620	620
Stem Length (mm)	80	80	90	100
Crank Length (mm)	170	170	170	170
Wheel Size	700C	700C	700C	700C

*The specifications, colors, and availability of the products can be subjects to alter without prior notification. For availability and prices, please contact the retailers in your city / country.*





## SPECIFIKACIJE

OKVIR	
VELIKOSTI	XS, S, M, L
BARVE	Trekking Green
OKVIR	ALUXX-Grade Aluminum
VILICE	high-tensile steel
AMORTIZER	N/A
KOMPONENTE	
KRMILO	Giant Sport, alloy
OPORA KRMILA	Giant Sport
OPORA SEDEŽA	Giant Sport, 27.2
SEDEŽ	Liv Sport Comfort
PEDALA	Giant Urban Fitness
POGON	
PRESTAVNE ROČICE	Shimano ST-EF41
PREDNJI MENJALNIK	Shimano Tourney
ZADNJI MENJALNIK	Shimano Tourney
ZAVORE	alloy linear-pull
ZAVORNE ROČICE	Shimano EF41
VERIŽNIK	MF-TZ50, 14x34
VERIGA	KMC Z7
GONILKE Z VERIŽNIKI	forged alloy, 28/38/48
BOTTOM BRACKET	cartridge
OBROČNIKI	
OBROČI	Giant double-wall aluminum
PESTA	Joytech, 32h
NAPERE	stainless, 14g
PLAŠČI	Giant S-X3 Puncture Protect, 700x38c
DODATKI	fender, rear rack

## ZNAČILNOSTI

- Okvir: ALUXX-Grade Aluminum
- Vilice: high-tensile steel
- Prestavne ročice: Shimano ST-EF41
- Gonilke z verižniki: forged alloy, 28/38/48
- Barve: Trekking Green

## GEOMETRIJA

OKVIR	XS	S	M	L
Dolžina sedežne cevi (mm)	370	420	460	500
Kot sedežne cevi	74,0°	73,5°	73,0°	73,0°
Top Tube Length (mm)	545	560	575	590
Višina glave okvirja (mm)	145	160	175	190
Krmlini i kot	70,0°	70,5°	71,0°	71,0°
Zamik vpetja osi (mm)	50	50	50	50
Trail (mm)	75,1	72	68,7	69,2
Medosna razdalja (mm)	1067	1073	1077	1093
Dolžina cevi ob verigi (mm)	451	451	451	451
Bottom Bracket Drop (mm)	60	60	60	60
Oddaljenost zgornje cevi od gonilne osi (mm)	566	583	599	613
Doseg (mm)	383	388	392	403
Višina zgornje cevi (mm)	591	590	591	587
Širina krmila (mm)	600	600	620	620
Dolžina opore krmila (mm)	80	80	90	100
Dolžina gonilke (mm)	170	170	170	170
Velikost obročnikov	700C	700C	700C	700C

Vse navedene specifikacije se lahko spremenijo brez obvestila.



## SPECIFIKACIJE

OKVIR	
VELIKOSTI	XS, S, M, L
BARVE	Rosewood
OKVIR	ALUXX-Grade Aluminum
VILICE	composite, alloy steerer, disc
AMORTIZER	N/A
KOMPONENTE	
KRMILO	Giant Connect, flat
OPORA KRMILA	Giant Sport, 6-degree
OPORA SEDEŽA	Giant D-Fuse, alloy
SEDEŽ	Liv Sport
PEDALA	platform
POGON	
PRESTAVNE ROČICE	Shimano SL-RS700
PREDNJI MENJALNIK	Shimano 105
ZADNJI MENJALNIK	Shimano 105
ZAVORE	Tektro HD-R210, hydraulic disc
ZAVORNE ROČICE	Tektro, hydraulic
VERIŽNIK	Shimano HG-700, 11x34
VERIGA	KMC X11
GONILKE Z VERIŽNIKI	FSA Omega, 34/50
BOTTOM BRACKET	Praxis threaded
OBROČNIKI	
OBROČI	Giant GX Disc wheelset
PESTA	M701-F M701-R
NAPERE	stainless, 14g
PLAŠČI	Giant S-R3, 700x32c

## ZNAČILNOSTI

- Okvir: ALUXX-Grade Aluminum
- Vilice: composite, alloy steerer, disc
- Prestavne ročice: Shimano SL-RS700
- Gonilke z verižniki: FSA Omega, 34/50
- Barve: Rosewood

## GEOMETRIJA

OKVIR	XS	S	M	L
Dolžina sedežne cevi (mm)	370	420	465	500
Kot sedežne cevi	74,0°	74,0°	74,0°	74,0°
Top Tube Length (mm)	525	540	560	580
Višina glave okvirja (mm)	105	125	150	175
Krmični kot	70,5°	71,0°	71,0°	71,0°
Zamik vpetja osi (mm)	50	50	50	50
Trail (mm)	70,8	67,8	68	68
Medosna razdalja (mm)	1017	1034	1050	1072
Dolžina cevi ob verigi (mm)	430	430	430	430
Bottom Bracket Drop (mm)	60	60	60	60
Oddaljenost zgornje cevi od gonilne osi (mm)	514	535	558	582
Doseg (mm)	377	392	400	413
Višina zgornje cevi (mm)	667	706	743	773
Širina krmila (mm)	600	600	640	640
Dolžina opore krmila (mm)	80	80	90	100
Dolžina gonilke (mm)	165	170	170	172,5
Velikost obročnikov	700C	700C	700C	700C

Vse navedene specifikacije se lahko spremenijo brez obvestila.



## SPECIFIKACIJE

OKVIR	
VELIKOSTI	XS, S, M, L
BARVE	Metallic Black
OKVIR	ALUXX-Grade Aluminum
VILICE	composite, alloy steerer, disc
AMORTIZER	N/A
KOMPONENTE	
KRMILO	Giant Connect, flat
OPORA KRMILA	Giant Sport, 6-degree
OPORA SEDEŽA	Giant D-Fuse, alloy
SEDEŽ	Liv Sport
PEDALA	platform
POGON	
PRESTAVNE ROČICE	Shimano Sora
PREDNJI MENJALNIK	Shimano Sora
ZADNJI MENJALNIK	Shimano Sora
ZAVORE	Tektro HD-R280, hydraulic disc
ZAVORNE ROČICE	Tektro, hydraulic
VERIŽNIK	Shimano CS HG-201, 11x34
VERIGA	KMC X9
GONILKE Z VERIŽNIKI	FSA Omega, 34/50
BOTTOM BRACKET	FSA MegaExo
OBROČNIKI	
OBROČI	Giant GX Disc wheelset
PESTA	M701-F M701-R
NAPERE	stainless, 14g
PLAŠČI	Giant S-R3, 700x32c

## ZNAČILNOSTI

- Okvir: ALUXX-Grade Aluminum
- Vilice: composite, alloy steerer, disc
- Prestavne ročice: Shimano Sora
- Gonilke z verižniki: FSA Omega, 34/50
- Barve: Metallic Black

## GEOMETRIJA

OKVIR	XS	S	M	L
Dolžina sedežne cevi (mm)	370	420	465	500
Kot sedežne cevi	74,0°	74,0°	74,0°	74,0°
Top Tube Length (mm)	525	540	560	580
Višina glave okvirja (mm)	105	125	150	175
Krmlini kot	70,5°	71,0°	71,0°	71,0°
Zamik vpetja osi (mm)	50	50	50	50
Trail (mm)	70,8	67,8	68	68
Medosna razdalja (mm)	1017	1034	1050	1072
Dolžina cevi ob verigi (mm)	430	430	430	430
Bottom Bracket Drop (mm)	60	60	60	60
Oddaljenost zgornje cevi od gonilne osi (mm)	514	535	558	582
Doseg (mm)	377	392	400	413
Višina zgornje cevi (mm)	667	706	743	773
Širina krmila (mm)	600	600	640	640
Dolžina opore krmila (mm)	80	80	90	100
Dolžina gonilke (mm)	165	170	170	172,5
Velikost obročnikov	700C	700C	700C	700C

Vse navedene specifikacije se lahko spremenijo brez obvestila.





## SPECIFIKACIJE

OKVIR	
VELIKOSTI	XS, S, M, L
BARVE	Neo Mint
OKVIR	ALUXX-Grade Aluminum
VILICE	alloy, alloy steerer, disc
AMORTIZER	N/A
KOMPONENTE	
KRMILO	Giant Connect, flat
OPORA KRMILA	Giant Sport, 6-degree
OPORA SEDEŽA	Giant D-Fuse, alloy
SEDEŽ	Liv Sport
PEDALA	platform
POGON	
PRESTAVNE ROČICE	Shimano Claris
PREDNJI MENJALNIK	Shimano Claris
ZADNJI MENJALNIK	Shimano Claris
ZAVORE	Tektro HD-R280, hydraulic disc
ZAVORNE ROČICE	Tektro, hydraulic
VERIŽNIK	Shimano CS HG-41, 11x34
VERIGA	KMC 8.3
GONILKE Z VERIŽNIKI	ProWheel Ounce 521C, 34/50
BOTTOM BRACKET	cartridge
OBROČNIKI	
OBROČI	Giant GX Disc wheelset
PESTA	alloy, loose ball bearing
NAPERE	stainless, 14g
PLAŠČI	Giant S-R3, 700x32c

## ZNAČILNOSTI

- Okvir: ALUXX-Grade Aluminum
- Vilice: alloy, alloy steerer, disc
- Prestavne ročice: Shimano Claris
- Gonilke z verižniki: ProWheel Ounce 521C, 34/50
- Barve: Neo Mint

## GEOMETRIJA

OKVIR	XS	S	M	L
Dolžina sedežne cevi (mm)	370	420	465	500
Kot sedežne cevi	74,0°	74,0°	74,0°	74,0°
Top Tube Length (mm)	525	540	560	580
Višina glave okvirja (mm)	105	125	150	175
Krmični kot	70,5°	71,0°	71,0°	71,0°
Zamik vpetja osi (mm)	50	50	50	50
Trail (mm)	70,8	67,8	68	68
Medosna razdalja (mm)	1017	1034	1050	1072
Dolžina cevi ob verigi (mm)	430	430	430	430
Bottom Bracket Drop (mm)	60	60	60	60
Oddaljenost zgornje cevi od gonilne osi (mm)	514	535	558	582
Doseg (mm)	377	392	400	413
Višina zgornje cevi (mm)	667	706	743	773
Širina krmila (mm)	600	600	640	640
Dolžina opore krmila (mm)	80	80	90	100
Dolžina gonilke (mm)	165	170	170	172,5
Velikost obročnikov	700C	700C	700C	700C

Vse navedene specifikacije se lahko spremenijo brez obvestila.





## SPECS

FRAME	
SIZES	XS, S, M
COLORS	Charcoal
FRAME	ALUXX-Grade Aluminum
FORK	high-tensile steel
SHOCK	N/A
COMPONENTS	
HANDLEBAR	alloy, 25.4, low rise
STEM	MQ-576 adjustable
SEATPOST	alloy, 30.9
SADDLE	Liv Comfort
PEDALS	platform
DRIVETRAIN	
SHIFTERS	Shimano REVOSHIFT
FRONT DERAILLEUR	N/A
REAR DERAILLEUR	Shimano IGH
BRAKES	alloy, direct pull
BRAKE LEVERS	alloy comfort
CASSETTE	Shimano, 18t
CHAIN	KMC S1
CRANKSET	alloy, 38t
BOTTOM BRACKET	sealed cartridge
WHEELS	
RIMS	Giant double-wall aluminum
HUBS	[F] Shimano DH-C3000-3N-NT / [R] Shimano SG-C3001-7R
SPOKES	stainless
TIRES	Kenda K-192, 700x38c
EXTRAS	front/rear light, fenders, kickstand, rear rack, basket, chain cover

## FEATURES

- Frame: ALUXX-Grade Aluminum
- Fork: high-tensile steel
- Shifters: Shimano REVOSHIFT
- Crankset: alloy, 38t
- Colors: Charcoal

## GEOMETRY

FRAME	XS	S	M
Seat Tube Length (mm)	355.5	406	457
Seat Tube Angle	73.5°	73.0°	73.0°
Top Tube Length (mm)	545	565	585
Head Tube Length (mm)	130	150	190
Head Tube Angle	69.0°	69.5°	69.5°
Fork Rake (mm)	45	45	45
Trail (mm)	87.1	83.8	83.8
Wheelbase (mm)	1067	1078	1100
Chain Stay Length (mm)	455	455	455
Bottom Bracket Drop (mm)	70	70	70
Stack (mm)	586	607	644
Reach (mm)	371	379	388
Stand Over Height (mm)	419	421	432
Handlebar Width (mm)	600	600	600
Stem Length (mm)	85	85	105
Crank Length (mm)	170	170	175
Wheel Size	700C	700C	700C

*The specifications, colors, and availability of the products can be subjects to alter without prior notification. For availability and prices, please contact the retailers in your city / country.*





## SPECS

FRAME	
SIZES	XS, S, M
COLORS	Gunmetal Black
FRAME	ALUXX-Grade Aluminum
FORK	high-tensile steel
SHOCK	N/A
COMPONENTS	
HANDLEBAR	alloy, 25.4, low rise
STEM	MTS-291
SEATPOST	alloy, 30.9
SADDLE	Liv Comfort
PEDALS	platform
DRIVETRAIN	
SHIFTERS	Shimano SL-TX50
FRONT DERAILLEUR	N/A
REAR DERAILLEUR	Shimano Tourney
BRAKES	alloy, direct pull
BRAKE LEVERS	alloy comfort
CASSETTE	Shimano MF-TZ500, 14x28
CHAIN	KMC Z7
CRANKSET	alloy, 44t
BOTTOM BRACKET	sealed cartridge
WHEELS	
RIMS	Giant double-wall aluminum
HUBS	alloy, 36h
SPOKES	stainless
TIRES	Kenda K-192, 700x38c
EXTRAS	fenders, chain cover, kickstand

## FEATURES

- Frame: ALUXX-Grade Aluminum
- Fork: high-tensile steel
- Shifters: Shimano SL-TX50
- Crankset: alloy, 44t
- Colors: Gunmetal Black

## GEOMETRY

FRAME	XS	S	M
Seat Tube Length (mm)	355.5	406	457
Seat Tube Angle	73.5°	73.0°	73.0°
Top Tube Length (mm)	545	565	585
Head Tube Length (mm)	130	150	190
Head Tube Angle	69.0°	69.5°	69.5°
Fork Rake (mm)	45	45	45
Trail (mm)	87.1	83.8	83.8
Wheelbase (mm)	1067	1078	1100
Chain Stay Length (mm)	455	455	455
Bottom Bracket Drop (mm)	70	70	70
Stack (mm)	586	607	644
Reach (mm)	371	379	388
Stand Over Height (mm)	419	421	432
Handlebar Width (mm)	600	600	600
Stem Length (mm)	85	85	105
Crank Length (mm)	170	170	175
Wheel Size	700C	700C	700C

*The specifications, colors, and availability of the products can be subjects to alter without prior notification. For availability and prices, please contact the retailers in your city / country.*



## SPECS

FRAME	
<b>SIZES</b>	XS, S, M
<b>COLORS</b>	Eclipse, Desert Sage, Chameleon Plum
<b>FRAME</b>	ALUXX-Grade Aluminum
<b>FORK</b>	CR7V T40
<b>SHOCK</b>	N/A
COMPONENTS	
<b>HANDLEBAR</b>	alloy, 25.4, low rise
<b>STEM</b>	MQ-576 adjustable
<b>SEATPOST</b>	suspension
<b>SADDLE</b>	Liv Comfort
<b>PEDALS</b>	platform
DRIVETRAIN	
<b>SHIFTERS</b>	Shimano EF500
<b>FRONT DERAILLEUR</b>	Shimano Tourney
<b>REAR DERAILLEUR</b>	Shimano Altus
<b>BRAKES</b>	alloy, direct pull
<b>BRAKE LEVERS</b>	alloy
<b>CASSETTE</b>	Shimano TZ500, 14x34
<b>CHAIN</b>	KMC Z7
<b>CRANKSET</b>	forged alloy, 28/38/48
<b>BOTTOM BRACKET</b>	sealed cartridge
WHEELS	
<b>RIMS</b>	Giant double-wall aluminum
<b>HUBS</b>	alloy, 36h
<b>SPOKES</b>	stainless
<b>TIRES</b>	Kenda K-192, 700x38c
<b>EXTRAS</b>	rear rack, fenders, kickstand, chain cover

## FEATURES

- Frame: ALUXX-Grade Aluminum
- Fork: CR7V T40
- Shifters: Shimano EF500
- Crankset: forged alloy, 28/38/48
- Colors: Eclipse, Desert Sage, Chameleon Plum

## GEOMETRY

FRAME	XS	S	M
Seat Tube Length (mm)	355.5	406	457
Seat Tube Angle	73.5°	73.0°	73.0°
Top Tube Length (mm)	545	565	585
Head Tube Length (mm)	130	150	190
Head Tube Angle	69.0°	69.5°	69.5°
Fork Rake (mm)	45	45	45
Trail (mm)	87.1	83.8	83.8
Wheelbase (mm)	1067	1078	1100
Chain Stay Length (mm)	455	455	455
Bottom Bracket Drop (mm)	70	70	70
Stack (mm)	586	607	644
Reach (mm)	371	379	388
Stand Over Height (mm)	419	421	432
Handlebar Width (mm)	600	600	600
Stem Length (mm)	85	85	105
Crank Length (mm)	170	170	175
Wheel Size	700C	700C	700C

*The specifications, colors, and availability of the products can be subjects to alter without prior notification. For availability and prices, please contact the retailers in your city / country.*



## SPECS

FRAME	
SIZES	XS, S, M
COLORS	Desert Sage
FRAME	ALUXX-Grade Aluminum
FORK	CR7VT40
SHOCK	N/A
COMPONENTS	
HANDLEBAR	alloy, 25.4, low rise
STEM	MQ-576 adjustable
SEATPOST	alloy, 30.9
SADDLE	Liv Comfort
PEDALS	platform
DRIVETRAIN	
SHIFTERS	Shimano EF41
FRONT DERAILLEUR	Shimano Tourney
REAR DERAILLEUR	Shimano Tourney
BRAKES	alloy, direct pull
BRAKE LEVERS	alloy
CASSETTE	Shimano TZ500, 14x34
CHAIN	KMC Z7
CRANKSET	forged alloy, 28/38/48
BOTTOM BRACKET	sealed cartridge
WHEELS	
RIMS	Giant double-wall aluminum
HUBS	alloy, 36h
SPOKES	stainless
TIRES	Kenda K-192, 700x38c
EXTRAS	fenders, kickstand, chain cover

## FEATURES

- Frame: ALUXX-Grade Aluminum
- Fork: CR7V T40
- Shifters: Shimano EF41
- Crankset: forged alloy, 28/38/48
- Colors: Desert Sage

## GEOMETRY

FRAME	XS	S	M
Seat Tube Length (mm)	355.5	406	457
Seat Tube Angle	73.5°	73.0°	73.0°
Top Tube Length (mm)	545	565	585
Head Tube Length (mm)	130	150	190
Head Tube Angle	69.0°	69.5°	69.5°
Fork Rake (mm)	45	45	45
Trail (mm)	87.1	83.8	83.8
Wheelbase (mm)	1067	1078	1100
Chain Stay Length (mm)	455	455	455
Bottom Bracket Drop (mm)	70	70	70
Stack (mm)	586	607	644
Reach (mm)	371	379	388
Stand Over Height (mm)	419	421	432
Handlebar Width (mm)	600	600	600
Stem Length (mm)	85	85	105
Crank Length (mm)	170	170	175
Wheel Size	700C	700C	700C

*The specifications, colors, and availability of the products can be subjects to alter without prior notification. For availability and prices, please contact the retailers in your city / country.*





# MOUNTAIN BIKES

Balance, power and confidence are what come with the perfect mountain bike. The Liv Mountain Bike series brings out your best as you make the trail your playground. From the most challenging and technical singletrack to fire roads, there is a Liv mountain bike for your adventure.

Embolden 1	62
Embolden 2	63
Pique Advanced Pro 29 1	64
Pique Advanced Pro 29 2	65
Pique 29 1	66
Pique 29 2	67
Tempt 29 0 / Tempt 0	68
Tempt 29 1 / Tempt 1	69
Tempt 29 1 GE / Tempt 1 GE	70
Tempt 29 2 / Tempt 2	71
Tempt 29 2 GE / Tempt 2 GE	72
Tempt 29 3 / Tempt 3	73
Tempt 29 3 GE / Tempt 3 GE	74
Tempt 29 4 / Tempt 4	75
Intrigue Advanced Pro 29 0	76
Intrigue Advanced Pro 29 1	77
Intrigue Advanced Pro 29 2	78
Intrigue Advanced	79
Intrigue	80
Intrigue 29 1	81
Intrigue 29 2	82
Bliss 26 / Bliss 27.5	83



# Performance Mountain Bikes

From your first trail ride to epic all-mountain adventures, Liv's Mountain Bike series has you covered for any trail adventure.





# Pique

GO FURTHER FASTER

Whether you're racing or on an epic adventure, you love going fast, and need a nimble bike to help you fly across the trails.



# Intrigue

PLAY THE TRAIL

You love the freedom of mountain biking and pushing yourself on any trail you can get your wheels on ... or off.



# Embolden

GO BOLD

You may be new to mountain biking and want a bike to hit the trails with your friends.



# Tempt

INSPIRE YOUR RIDE

You want a versatile bike that is capable of letting you hit singletrack dirt.







## SPECIFIKACIJE

OKVIR	
VELIKOSTI	XS, S, M, L
BARVE	Eclipse / Grayish Blue
OKVIR	ALUXX-Grade Aluminum, 120mm FlexPoint Suspension
VILICE	RockShox Recon RL, 130mm, Boost, 15x110, Fast Black stanchions, tapered, 42mm offset, custom tuned for Liv
AMORTIZER	RockShox Monarch R [184.15/44.45], custom tuned for Liv
KOMPONENTE	
KRMILO	Giant Connect Trail
OPORA KRMILA	Giant Contact
OPORA SEDEŽA	Giant Contact Switch dropper, remote lever, 30.9
SEDEŽ	Liv Sylvia
PEDALA	platform
POGON	
PRESTAVNE ROČICE	SRAM Eagle SX
PREDNJI MENJALNIK	N/A
ZADNJI MENJALNIK	SRAM Eagle SX
ZAVORE	Shimano MT-420, hydraulic disc
ZAVORNE ROČICE	Shimano BL-MT401
VERIŽNIK	SRAM SX Eagle, 11x50
VERIGA	SRAM Eagle SX
GONILKE Z VERIŽNIKI	SRAM SX Eagle DUB, 30t
BOTTOM BRACKET	SRAM DUB, press fit
OBROČNIKI	
OBROČI	Giant AM 27.5, tubeless ready, sleeve-joint rim, 30mm inner width
PESTA	Giant Tracker Performance QR, sealed bearing [F] QR15, Giant Tracker Performance, [R] QR 141
NAPERE	Sapim
PLAŠČI	[F] Maxxis Rekon 27.5x2.6 WT, EXO, TR, tubeless [R] Maxxis Ardent Race 27.5x2.6 WT, EXO, TR, tubeless
DODATKI	tubeless prepared

## ZNAČILNOSTI

- Okvir: ALUXX-Grade Aluminum, 120mm FlexPoint Suspension
- Vilice: RockShox Recon RL, 130mm, Boost, 15x110, Fast Black stanchions, tapered, 42mm offset, custom tuned for Liv
- Prestavne ročice: SRAM Eagle SX
- Gonilke z verižniki: SRAM SX Eagle DUB, 30t
- Barve: Eclipse / Grayish Blue

## GEOMETRIJA

OKVIR	XS	S	M	L
Dolžina sedežne cevi (mm)	380	406	445	490
Kot sedežne cevi	74,0°	74,0°	74,0°	74,0°
Top Tube Length (mm)	565	580	595	610
Višina glave okvirja (mm)	95	100	110	120
Krmlilni kot	67,5°	67,5°	67,5°	67,5°
Zamik vpetja osi (mm)	43	43	43	43
Trail (mm)	103,6	103,6	103,6	103,6
Medosna razdalja (mm)	1109	1125	1141	1157
Dolžina cevi ob verigi (mm)	435	435	435	435
Bottom Bracket Drop (mm)	20	20	20	20
Oddaljenost zgornje cevi od gonilne osi (mm)	560	565	574	583
Doseg (mm)	404	418	430	442
Višina zgornje cevi (mm)	690	705	733	759
Širina krmila (mm)	750	750	780	780
Dolžina opore krmila (mm)	40	40	50	50
Dolžina gonilke (mm)	165	170	170	175
Velikost obročnikov	27.5"	27.5"	27.5"	27.5"

Vse navedene specifikacije se lahko spremenijo brez obvestila.



## SPECS

FRAME	
SIZES	XS, S, M, L
COLORS	Slate Gray / Trekking Green, Rosewood / Desert Sage
FRAME	ALUXX-Grade Aluminum, 120mm FlexPoint Suspension
FORK	Giant Crest 34 RCL, 130mm, Boost, 42mm offset, custom tuned for Liv
SHOCK	Suntour Raidon R [184.15/44.45], custom tuned for Liv
COMPONENTS	
HANDLEBAR	Giant Connect Trail
STEM	Giant Contact
SEATPOST	Giant Connect, 30.9
SADDLE	Liv Sylvia
PEDALS	platform
DRIVETRAIN	
SHIFTERS	Shimano Deore
FRONT DERAILLEUR	N/A
REAR DERAILLEUR	Shimano Deore
BRAKES	Shimano BR-MT200, hydraulic disc
BRAKE LEVERS	Shimano BL-MT201
CASSETTE	Shimano Deore, 10x51
CHAIN	Shimano
CRANKSET	Praxis Cadet Boost, 30t
BOTTOM BRACKET	Praxis, press fit
WHEELS	
RIMS	Giant AM 27.5, tubeless ready, sleeve-joint rim, 30mm inner width
HUBS	Shimano, sealed bearing
SPOKES	Sapim
TIRES	[F] Maxxis Rekon 27.5x2.6 WT, EXO, TR, tubeless [R] Maxxis Ardent Race 27.5x2.6 WT, EXO, TR, tubeless
EXTRAS	tubeless prepared

## FEATURES

- Frame: ALUXX-Grade Aluminum, 120mm FlexPoint Suspension
- Fork: Giant Crest 34 RCL, 130mm, Boost, 42mm offset, custom tuned for Liv
- Shifters: Shimano Deore
- Crankset: Praxis Cadet Boost, 30t
- Colors: Slate Gray / Trekking Green, Rosewood / Desert Sage

## GEOMETRY

FRAME	XS	S	M	L
Seat Tube Length (mm)	380	406	445	490
Seat Tube Angle	74.0°	74.0°	74.0°	74.0°
Top Tube Length (mm)	565	580	595	610
Head Tube Length (mm)	95	100	110	120
Head Tube Angle	67.5°	67.5°	67.5°	67.5°
Fork Rake (mm)	43	43	43	43
Trail (mm)	103.6	103.6	103.6	103.6
Wheelbase (mm)	1109	1125	1141	1157
Chain Stay Length (mm)	435	435	435	435
Bottom Bracket Drop (mm)	20	20	20	20
Stack (mm)	560	565	574	583
Reach (mm)	404	418	430	442
Stand Over Height (mm)	690	705	733	759
Handlebar Width (mm)	750	750	780	780
Stem Length (mm)	40	40	50	50
Crank Length (mm)	165	170	170	175
Wheel Size	27.5"	27.5"	27.5"	27.5"

*The specifications, colors, and availability of the products can be subjects to alter without prior notification. For availability and prices, please contact the retailers in your city / country.*





## SPECS

FRAME	
<b>SIZES</b>	XS, S, M, L
<b>COLORS</b>	Dark Iridescent
<b>FRAME</b>	Advanced-Grade Composite front and rear triangles, 100mm Maestro Suspension
<b>FORK</b>	Fox 32 Float SC Performance Elite Remote, 100mm, FIT4 damper, remote lockout, Boost 15x110 Kabolt, tapered, 44mm offset, custom tuned for Liv
<b>SHOCK</b>	Fox Float DPS Performance Elite [165/45], remote lockout, custom tuned for Liv
COMPONENTS	
<b>HANDLEBAR</b>	Giant Contact SLR XC, flat, 780x31.8
<b>STEM</b>	Giant Contact SL
<b>SEATPOST</b>	Giant Contact Switch dropper, remote lever, 30.9
<b>SADDLE</b>	Liv Sylvia SL
<b>PEDALS</b>	N/A
DRIVETRAIN	
<b>SHIFTERS</b>	Shimano Deore XT
<b>FRONT DERAILLEUR</b>	N/A
<b>REAR DERAILLEUR</b>	Shimano Deore XT
<b>BRAKES</b>	Shimano XT hydraulic disc
<b>BRAKE LEVERS</b>	Shimano Deore XT
<b>CASSETTE</b>	Shimano Deore XT, 10x51
<b>CHAIN</b>	KMC X-12
<b>CRANKSET</b>	Shimano Deore XT, 30t
<b>BOTTOM BRACKET</b>	Shimano, press fit
WHEELS	
<b>RIMS</b>	Giant XCR-1 29 WheelSystem
<b>HUBS</b>	Giant XCR-1 29 WheelSystem
<b>SPOKES</b>	Giant XCR-1 29 WheelSystem
<b>TIRES</b>	[F] Maxxis Recon Race, 29x2.25, foldable, TLR, EXO, tubeless [R] Maxxis Recon Race, 29x2.25, foldable, TLR, EXO, tubeless
<b>EXTRAS</b>	tubeless prepared

## FEATURES

- Frame: Advanced-Grade Composite front and rear triangles, 100mm Maestro Suspension
- Fork: Fox 32 Float SC Performance Elite Remote, 100mm, FIT4 damper, remote lockout, Boost 15x110 Kabolt, tapered, 44mm offset, custom tuned for Liv
- Shifters: Shimano Deore XT
- Crankset: Shimano Deore XT, 30t
- Colors: Dark Iridescent

## GEOMETRY

FRAME	XS	S	M	L
Seat Tube Length (mm)	390	406	445	482
Seat Tube Angle	74.0°	74.0°	74.0°	74.0°
Top Tube Length (mm)	565	580	595	610
Head Tube Length (mm)	90	95	100	110
Head Tube Angle	68.5°	68.5°	68.5°	68.5°
Fork Rake (mm)	51	51	51	51
Trail (mm)	92.9	92.9	92.9	92.9
Wheelbase (mm)	1100	1115	1131	1147
Chain Stay Length (mm)	438	438	438	438
Bottom Bracket Drop (mm)	45	45	45	45
Stack (mm)	578	583	587	597
Reach (mm)	399	413	427	439
Stand Over Height (mm)	693	703	726	753
Handlebar Width (mm)	720	720	740	740
Stem Length (mm)	50	50	60	70
Crank Length (mm)	165	170	170	175
Wheel Size	29"	29"	29"	29"

*The specifications, colors, and availability of the products can be subjects to alter without prior notification. For availability and prices, please contact the retailers in your city / country.*



## SPECS

FRAME	
Sizes	XS, S, M, L
Colors	Chameleon Mars / Dark Red
Frame	Advanced-Grade Composite front and rear triangles, 100mm Maestro Suspension
Fork	Fox 32 Float Rhythm, 100mm, GRIP damper, two-position GRIP remote, Boost 15x110 Kabolt, tapered, 44mm offset, custom tuned for Liv
Shock	Fox Float DPS Performance [165/45], custom tuned for Liv
COMPONENTS	
Handlebar	Giant Contact SL XC, flat, 780x31.8
Stem	Giant Contact SL
Seatpost	Giant Contact Switch dropper, remote lever, 30.9
Saddle	Liv Sylvia SL
Pedals	N/A
DRIVETRAIN	
Shifters	Shimano SLX
Front Derailleur	N/A
Rear Derailleur	Shimano SLX
Brakes	Shimano Deore XT, hydraulic disc
Brake Levers	Shimano Deore XT
Cassette	Shimano Deore XT, 10x51
Chain	KMC X-12
Crankset	Shimano Deore XT, 30t
Bottom Bracket	Shimano, press fit
WHEELS	
Rims	Giant XCR-1 29 WheelSystem
Hubs	Giant XCR-1 29 WheelSystem
Spokes	Giant XCR-1 29 WheelSystem
Tires	[F] Maxxis Recon Race, 29x2.35, foldable, TLR, EXO, tubeless [R] Maxxis Recon Race, 29x2.25, foldable, TLR, EXO, tubeless
Extras	tubeless prepared

## FEATURES

- Frame: Advanced-Grade Composite front and rear triangles, 100mm Maestro Suspension
- Fork: Fox 32 Float SC Performance Elite Remote, 100mm, FIT4 damper, remote lockout, Boost 15x110 Kabolt, tapered, 44mm offset, custom tuned for Liv
- Shifters: Shimano Deore XT
- Crankset: Shimano Deore XT, 30t
- Colors: Dark Iridescent

## GEOMETRY

FRAME	XS	S	M	L
Seat Tube Length (mm)	390	406	445	482
Seat Tube Angle	74.0°	74.0°	74.0°	74.0°
Top Tube Length (mm)	565	580	595	610
Head Tube Length (mm)	90	95	100	110
Head Tube Angle	68.5°	68.5°	68.5°	68.5°
Fork Rake (mm)	51	51	51	51
Trail (mm)	92.9	92.9	92.9	92.9
Wheelbase (mm)	1100	1115	1131	1147
Chain Stay Length (mm)	438	438	438	438
Bottom Bracket Drop (mm)	45	45	45	45
Stack (mm)	578	583	587	597
Reach (mm)	399	413	427	439
Stand Over Height (mm)	693	703	726	753
Handlebar Width (mm)	720	720	740	740
Stem Length (mm)	50	50	60	70
Crank Length (mm)	165	170	170	175
Wheel Size	29"	29"	29"	29"

*The specifications, colors, and availability of the products can be subjects to alter without prior notification. For availability and prices, please contact the retailers in your city / country.*



## SPECS

FRAME	
<b>SIZES</b>	XS, S, M, L
<b>COLORS</b>	Chameleon Nova / Black Ti
<b>FRAME</b>	ALUXX SL-Grade Aluminum, 100mm Maestro Suspension
<b>FORK</b>	Fox 32 Float SC Performance, 100mm, GRIP damper, Boost 15x110, Kabolt, tapered, 44mm offset, custom tuned for Liv
<b>SHOCK</b>	Fox Float DPS Performance [165/45], custom tuned for Liv
COMPONENTS	
<b>HANDLEBAR</b>	Giant Contact SL XC, flat, 780x31.8
<b>STEM</b>	Giant Contact
<b>SEATPOST</b>	Giant Contact Switch dropper, remote lever, 30.9
<b>SADDLE</b>	Liv Sylvia
<b>PEDALS</b>	N/A
DRIVETRAIN	
<b>SHIFTERS</b>	Shimano SLX
<b>FRONT DERAILLEUR</b>	N/A
<b>REAR DERAILLEUR</b>	Shimano SLX
<b>BRAKES</b>	Shimano MT500, hydraulic disc
<b>BRAKE LEVERS</b>	Shimano MT501
<b>CASSETTE</b>	Shimano SLX, 10x51
<b>CHAIN</b>	KMC X-12
<b>CRANKSET</b>	Shimano SLX, 30t
<b>BOTTOM BRACKET</b>	Shimano, press fit
WHEELS	
<b>RIMS</b>	Giant XCT 29, tubeless ready, sleeve-joint, 25mm inner width
<b>HUBS</b>	[F] Shimano 15x110, sealed bearing [R] Shimano 12x148, sealed bearing
<b>SPOKES</b>	Sapim
<b>TIRES</b>	[F] Maxxis Recon Race, 29x2.25, foldable, TLR, EXO, tubeless [R] Maxxis Recon Race, 29x2.25, foldable, TLR, EXO, tubeless
<b>EXTRAS</b>	tubeless prepared

## FEATURES

- Frame: ALUXX SL-Grade Aluminum, 100mm Maestro Suspension
- Fork: Fox 32 Float SC Performance, 100mm, GRIP damper, Boost 15x110, Kabolt, tapered, 44mm offset, custom tuned for Liv
- Shifters: Shimano SLX
- Crankset: Shimano SLX, 30t
- Colors: Chameleon Nova / Black Ti

## GEOMETRY

FRAME	XS	S	M	L
Seat Tube Length (mm)	390	406	445	482
Seat Tube Angle	74.0°	74.0°	74.0°	74.0°
Top Tube Length (mm)	565	580	595	610
Head Tube Length (mm)	90	95	100	110
Head Tube Angle	68.5°	68.5°	68.5°	68.5°
Fork Rake (mm)	51	51	51	51
Trail (mm)	92.9	92.9	92.9	92.9
Wheelbase (mm)	1100	1115	1131	1147
Chain Stay Length (mm)	438	438	438	438
Bottom Bracket Drop (mm)	45	45	45	45
Stack (mm)	578	583	587	597
Reach (mm)	399	413	427	439
Stand Over Height (mm)	694	703	724	755
Handlebar Width (mm)	720	720	740	740
Stem Length (mm)	50	50	60	70
Crank Length (mm)	165	170	170	175
Wheel Size	29"	29"	29"	29"

*The specifications, colors, and availability of the products can be subjects to alter without prior notification. For availability and prices, please contact the retailers in your city / country.*





## SPECS

FRAME	
SIZES	XS, S, M, L
COLORS	Rainbow HP Aluminum / Black Ti
FRAME	ALUXX SL-Grade Aluminum, 100mm Maestro Suspension
FORK	RockShox Recon RL Silver, 100mm, Boost 15x110, Kabolt, tapered, 44mm offset, custom tuned for Liv
SHOCK	RockShox Deluxe Select+ [165/45], RT, Solo Air, custom tuned for Liv
COMPONENTS	
HANDLEBAR	Giant Contact SL XC, flat, 780x31.8
STEM	Giant Contact
SEATPOST	Giant Contact Switch dropper, remote lever, 30.9
SADDLE	Liv Sylvia
PEDALS	N/A
DRIVETRAIN	
SHIFTERS	Shimano Deore
FRONT DERAILLEUR	N/A
REAR DERAILLEUR	Shimano Deore
BRAKES	Shimano BR-MT410, hydraulic disc
BRAKE LEVERS	Shimano MT-401
CASSETTE	Shimano Deore, 10x51
CHAIN	Shimano
CRANKSET	Praxis Cadet Boost, 30t
BOTTOM BRACKET	Praxis, press fit
WHEELS	
RIMS	Giant XCT 29, tubeless ready, sleeve-joint, 25mm inner width
HUBS	[F] Shimano 15x110, sealed bearing [R] Shimano 12x148, sealed bearing
SPOKES	Sapim
TIRES	[F] Maxxis Recon Race, 29x2.35, foldable, TLR, EXO, tubeless [R] Maxxis Recon Race, 29x2.25, foldable, TLR, EXO, tubeless
EXTRAS	tubeless prepared

## FEATURES

- Frame: ALUXX SL-Grade Aluminum, 100mm Maestro Suspension
- Fork: RockShox Recon RL Silver, 100mm, Boost 15x110, Kabolt, tapered, 44mm offset, custom tuned for Liv
- Shifters: Shimano Deore
- Crankset: Praxis Cadet Boost, 30t
- Colors: Rainbow HP Aluminum / Black Ti

## GEOMETRY

FRAME	XS	S	M	L
Seat Tube Length (mm)	390	406	445	482
Seat Tube Angle	74.0°	74.0°	74.0°	74.0°
Top Tube Length (mm)	565	580	595	610
Head Tube Length (mm)	90	95	100	110
Head Tube Angle	68.5°	68.5°	68.5°	68.5°
Fork Rake (mm)	51	51	51	51
Trail (mm)	92.9	92.9	92.9	92.9
Wheelbase (mm)	1100	1115	1131	1147
Chain Stay Length (mm)	438	438	438	438
Bottom Bracket Drop (mm)	45	45	45	45
Stack (mm)	578	583	587	597
Reach (mm)	399	413	427	439
Stand Over Height (mm)	694	703	724	755
Handlebar Width (mm)	720	720	740	740
Stem Length (mm)	50	50	60	70
Crank Length (mm)	165	170	170	175
Wheel Size	29"	29"	29"	29"

*The specifications, colors, and availability of the products can be subjects to alter without prior notification. For availability and prices, please contact the retailers in your city / country.*



## SPECIFIKACIJE

OKVIR	
VELIKOSTI	27.5": XS,S,M 29": S,M,L
BARVE	Ocean Storm / Dark Iridescent
OKVIR	ALUXX-Grade Aluminum
VILICE	SXC32-2 RL 29 or 27.5, air spring, 100mm or 80mm, QR, alloy steerer, rebound adjustable, disc
AMORTIZER	N/A
KOMPONENTE	
KRMILO	Giant Connect Trail, 780x31.8
OPORA KRMILA	Giant Sport, 7-degree
OPORA SEDEŽA	Giant Sport, 30.9
SEDEŽ	Liv Sport
PEDALA	MTB caged
POGON	
PRESTAVNE ROČICE	Shimano Deore M6100
PREDNJI MENJALNIK	N/A
ZADNJI MENJALNIK	Shimano Deore M6100
ZAVORE	Tektro TKD 149, hydraulic
ZAVORNE ROČICE	Tektro TKD 149, hydraulic
VERIŽNIK	Shimano Deore M6100, 10x51
VERIGA	Shimano
GONILKE Z VERIŽNIKI	ProWheel MPX, 30t
BOTTOM BRACKET	cartridge
OBROČNIKI	
OBROČI	Giant GX03V 29 or 27.5, alloy, double wall, 21mm inner width
PESTA	Shimano, sealed bearing
NAPERE	stainless, 14g
PLAŠČI	Maxxis Rekon 27.5 or 29x2.4, wire bead

## ZNAČILNOSTI

- Okvir: ALUXX-Grade Aluminum
- Vilice: SXC32-2 RL 29 or 27.5, air spring, 100mm or 80mm, QR, alloy steerer, rebound adjustable, disc
- Prestavne ročice: Shimano Deore M6100
- Gonilke z verižniki: ProWheel MPX, 30t
- Barve: Ocean Storm / Dark Iridescent

## GEOMETRIJA

OKVIR	XS (27.5")	S (27.5")	S (29")	M (27.5")	M (29")	L (29")
Dolžina sedežne cevi (mm)	325	365	370	405	420	450
Kot sedežne cevi	74,0°	74,0°	74,0°	74,0°	74,0°	74,0°
Top Tube Length (mm)	542	571	570	594	590	610
Višina glave okvirja (mm)	95	100	90	110	95	105
Krmljni kot	68,0°	68,0°	68,5°	68,0°	68,5°	68,5°
Zamik vpetja osi (mm)	40	42	51	42	51	51
Trail (mm)	102	98,9	94,3	98,9	94,3	94,3
Medosna razdalja (mm)	1072	1104	1119	1128	1139	1160
Dolžina cevi ob verigi (mm)	440	440	455	440	455	455
Bottom Bracket Drop (mm)	40	45	55	45	55	55
Od daljenost zgornje cevi od gonilne osi (mm)	554	579	596	588	601	610
Doseg (mm)	383	405	399	425	418	435
Višina zgornje cevi (mm)	663	686	705	708	737	757
Širina krmila (mm)	730	750	750	750	750	750
Dolžina opore krmila (mm)	40	40	40	50	50	50
Dolžina gonilke (mm)	165	165	170	170	170	175
Velikost obročnikov	27.5"	27.5"	29"	27.5"	29"	29"

Vse navedene specifikacije se lahko spremenijo brez obvestila.



## SPECIFIKACIJE

OKVIR	
VELIKOSTI	27.5":XS,S,M 29":S,M,L
BARVE	Rosewood
OKVIR	ALUXX-Grade Aluminum
VILICE	SXC32-2 RL 29 or 27.5, air spring, 100mm or 80mm, QR, alloy steerer, rebound adjustable, disc
AMORTIZER	N/A
KOMPONENTE	
KRMILO	Giant Connect Trail, 780x31.8
OPORA KRMILA	Giant Sport, 7-degree
OPORA SEDEŽA	Giant Sport, 30.9
SEDEŽ	Liv Sport
PEDALA	MTB caged
POGON	
PRESTAVNE ROČICE	Shimano Deore M4100
PREDNJI MENJALNIK	N/A
ZADNJI MENJALNIK	Shimano Deore M4100
ZAVORE	Tektro TKD 149, hydraulic
ZAVORNE ROČICE	Tektro TKD 149, hydraulic
VERIŽNIK	Shimano Deore M4100, 11x42
VERIGA	KMC X10
GONILKE Z VERIŽNIKI	ProWheel Charm, 30t or 32t
BOTTOM BRACKET	cartridge
OBROČNIKI	
OBROČI	Giant GX03V 29 or 27.5, alloy, double wall, 21mm inner width
PESTA	[F]Giant Tracker Giant Sport QR, loose ball [R] Giant Tracker Giant Sport QR, loose ball
NAPERE	stainless, 14g
PLAŠČI	Maxxis Rekon 27.5 or 29x2.4, wire bead

## ZNAČILNOSTI

- Okvir: ALUXX-Grade Aluminum
- Vilice: SXC32-2 RL 29 or 27.5, air spring, 100mm or 80mm, QR, alloy steerer, rebound adjustable, disc
- Prestavne ročice: Shimano Deore M4100
- Gonilke z verižniki: ProWheel Charm, 30t or 32t
- Barve: Rosewood

## GEOMETRIJA

OKVIR	XS (27.5")	S (27.5")	S (29")	M (27.5")	M (29")	L (29")
Dolžina sedežne cevi (mm)	325	365	370	405	420	450
Kot sedežne cevi	74,0°	74,0°	74,0°	74,0°	74,0°	74,0°
Top Tube Length (mm)	542	571	570	594	590	610
Višina glave okvirja (mm)	95	100	90	110	95	105
Krmlni kot	68,0°	68,0°	68,5°	68,0°	68,5°	68,5°
Zamik vpetja osi (mm)	40	42	51	42	51	51
Trail (mm)	102	98,9	94,3	98,9	94,3	94,3
Medosna razdalja (mm)	1072	1104	1119	1128	1139	1160
Dolžina cevi ob verigi (mm)	440	440	455	440	455	455
Bottom Bracket Drop (mm)	40	45	55	45	55	55
Oddaljenost zgornje cevi od gonilne osi (mm)	554	579	596	588	601	610
Doseg (mm)	383	405	399	425	418	435
Višina zgornje cevi (mm)	663	686	705	708	737	757
Širina krmila (mm)	730	750	750	750	750	750
Dolžina opore krmila (mm)	40	40	40	50	50	50
Dolžina gonilke (mm)	165	165	170	170	170	175
Velikost obročnikov	27.5"	27.5"	29"	27.5"	29"	29"

Vse navedene specifikacije se lahko spremenijo brez obvestila.





## SPECIFIKACIJE

OKVIR	
VELIKOSTI	27.5": XS,S,M 29": S,M,L
BARVE	Rosewood
OKVIR	ALUXX-Grade Aluminum
VILICE	SXC32-2 RRL 29 or 27.5, air spring, 100mm or 80mm, QR, alloy steerer, rebound adjustable, disc
AMORTIZER	N/A
KOMPONENTE	
KRMILO	Giant Connect Trail, 780x31.8
OPORA KRMILA	Giant Sport, 7-degree
OPORA SEDEŽA	Giant Sport, 30.9
SEDEŽ	Liv Sport
PEDALA	MTB caged
POGON	
PRESTAVNE ROČICE	Shimano Deore M5100
PREDNJI MENJALNIK	Shimano Deore M5100
ZADNJI MENJALNIK	Shimano Deore M4100
ZAVORE	Shimano BR-MT200, hydraulic
ZAVORNE ROČICE	Shimano BL-MT200
VERIŽNIK	Shimano Deore M5100, 11x42
VERIGA	KMC X11
GONILKE Z VERIŽNIKI	Praxis Cadet, 22/36
BOTTOM BRACKET	cartridge
OBROČNIKI	
OBROČI	Giant GX03V 29 or 27.5, alloy, double wall, 21mm inner width
PESTA	[F]Giant Tracker Giant Sport QR, loose ball [R] Giant Tracker Giant Sport QR, loose ball
NAPERE	stainless, 14g
PLAŠČI	Maxxis Rekon 27.5 or 29x2.4, wire bead

## ZNAČILNOSTI

- Okvir: ALUXX-Grade Aluminum
- Vilice: SXC32-2 RRL 29 or 27.5, air spring, 100mm or 80mm, QR, alloy steerer, rebound adjustable, disc
- Prestavne ročice: Shimano Deore M5100
- Gonilke z verižniki: Praxis Cadet, 22/36
- Barve: Rosewood

## GEOMETRIJA

OKVIR	XS (27.5")	S (27.5")	S (29")	M (27.5")	M (29")	L (29")
Dolžina sedežne cevi (mm)	325	365	370	405	420	450
Kot sedežne cevi	74,0°	74,0°	74,0°	74,0°	74,0°	74,0°
Top Tube Length (mm)	542	571	570	594	590	610
Višina glave okvirja (mm)	95	100	90	110	95	105
Krmljni kot	68,0°	68,0°	68,5°	68,0°	68,5°	68,5°
Zamik vpetja osi (mm)	40	42	51	42	51	51
Trail (mm)	102	98,9	94,3	98,9	94,3	94,3
Medosna razdalja (mm)	1072	1104	1119	1128	1139	1160
Dolžina cevi ob verigi (mm)	440	440	455	440	455	455
Bottom Bracket Drop (mm)	40	45	55	45	55	55
Oddaljenost zgornje cevi od gonilne osi (mm)	554	579	596	588	601	610
Doseg (mm)	383	405	399	425	418	435
Višina zgornje cevi (mm)	663	686	705	708	737	757
Širina krmila (mm)	730	750	750	750	750	750
Dolžina opore krmila (mm)	40	40	40	50	50	50
Dolžina gonilke (mm)	165	165	170	170	170	175
Velikost obročnikov	27.5"	27.5"	29"	27.5"	29"	29"

Vse navedene specifikacije se lahko spremenijo brez obvestila.



## SPECIFIKACIJE

OKVIR	
VELIKOSTI	27.5":XS,S,M 29":S,M,L
BARVE	Eclipse, Desert Sage
OKVIR	ALUXX-Grade Aluminum
VILICE	SR Suntour XCT30 HLO 29 or 27.5, air spring, 100mm or 80mm, QR, alloy steerer, lockout, preload adjustable, disc
AMORTIZER	N/A
KOMPONENTE	
KRMILO	Giant Connect Trail, 780x31.8
OPORA KRMILA	Giant Sport, 7-degree
OPORA SEDEŽA	Giant Sport, 30.9
SEDEŽ	Liv Sport
PEDALA	MTB caged
POGON	
PRESTAVNE ROČICE	Shimano SL-M315
PREDNJI MENJALNIK	Shimano FD-M315
ZADNJI MENJALNIK	Shimano Acera
ZAVORE	Tektro TKD 143, hydraulic
ZAVORNE ROČICE	Tektro TKD 143, hydraulic
VERIŽNIK	Shimano CS-HG200
VERIGA	KMC 8.3
GONILKE Z VERIŽNIKI	ProWheel forged, 22/36
BOTTOM BRACKET	cartridge
OBROČNIKI	
OBROČI	Giant GX03V 29 or 27.5, alloy, double wall, 21mm inner width
PESTA	[F]Giant Tracker Giant Sport QR, loose ball [R] Giant Tracker Giant Sport QR, loose ball
NAPERE	stainless, 14g
PLAŠČI	Maxxis Rekon 27.5 or 29x2.4, wire bead

## ZNAČILNOSTI

- Okvir: ALUXX-Grade Aluminum
- Vilice: SR Suntour XCT30 HLO 29 or 27.5, air spring, 100mm or 80mm, QR, alloy steerer, lockout, preload adjustable, disc
- Prestavne ročice: Shimano SL-M315
- Gonilke z verižniki: ProWheel forged, 22/36
- Barve: Eclipse, Desert Sage

## GEOMETRIJA

OKVIR	XS (27.5")	S (27.5")	S (29")	M (27.5")	M (29")	L (29")
Dolžina sedežne cevi (mm)	325	365	370	405	420	450
Kot sedežne cevi	74,0°	74,0°	74,0°	74,0°	74,0°	74,0°
Top Tube Length (mm)	542	571	570	594	590	610
Višina glave okvirja (mm)	95	100	90	110	95	105
Krmlni kot	68,0°	68,0°	68,5°	68,0°	68,5°	68,5°
Zamik vpetja osi (mm)	40	42	51	42	51	51
Trail (mm)	102	98,9	94,3	98,9	94,3	94,3
Medosna razdalja (mm)	1072	1104	1119	1128	1139	1160
Dolžina cevi ob verigi (mm)	440	440	455	440	455	455
Bottom Bracket Drop (mm)	40	45	55	45	55	55
Oddaljenost zgornje cevi od gonilne osi (mm)	554	579	596	588	601	610
Doseg (mm)	383	405	399	425	418	435
Višina zgornje cevi (mm)	663	686	705	708	737	757
Širina krmila (mm)	730	750	750	750	750	750
Dolžina opore krmila (mm)	40	40	40	50	50	50
Dolžina gonilke (mm)	165	165	170	170	170	175
Velikost obročnikov	27.5"	27.5"	29"	27.5"	29"	29"

Vse navedene specifikacije se lahko spremenijo brez obvestila.



## SPECIFIKACIJE

OKVIR	
VELIKOSTI	27.5": XS,S,M 29": S,M,L
BARVE	Eclipse
OKVIR	ALUXX-Grade Aluminum
VILICE	SR Suntour XCR 32 29 or 27.5, coil spring, 100mm or 80mm, QR, alloy steerer, lockout, disc
AMORTIZER	N/A
KOMPONENTE	
KRMILO	Giant Connect Trail, 780x31.8
OPORA KRMILA	Giant Sport, 7-degree
OPORA SEDEŽA	Giant Sport, 30.9
SEDEŽ	Liv Sport
PEDALA	MTB caged
POGON	
PRESTAVNE ROČICE	Shimano Alivio
PREDNJI MENJALNIK	Shimano Alivio
ZADNJI MENJALNIK	Shimano Deore
ZAVORE	Shimano BR-MT200, hydraulic
ZAVORNE ROČICE	Shimano BL-MT200, hydraulic
VERIŽNIK	Shimano CS-HG200, 11x36
VERIGA	KMC X9
GONILKE Z VERIŽNIKI	Shimano MT101, 22/36
BOTTOM BRACKET	cartridge
OBROČNIKI	
OBROČI	Giant GX03V 29 or 27.5, alloy, double wall, 21mm inner width
PESTA	[F]Giant Tracker Giant Sport QR, loose ball [R] Giant Tracker Giant Sport QR, loose ball
NAPERE	stainless, 14g
PLAŠČI	Maxxis Rekon 27.5 or 29x2.25, wire bead

## ZNAČILNOSTI

- Okvir: ALUXX-Grade Aluminum
- Vilice: SR Suntour XCR 32 29 or 27.5, coil spring, 100mm or 80mm, QR, alloy steerer, lockout, disc
- Prestavne ročice: Shimano Alivio
- Gonilke z verižniki: Shimano MT101, 22/36
- Barve: Eclipse

## GEOMETRIJA

OKVIR	XS (27.5")	S (27.5")	S (29")	M (27.5")	M (29")	L (29")
Dolžina sedežne cevi (mm)	325	365	370	405	420	450
Kot sedežne cevi	74,0°	74,0°	74,0°	74,0°	74,0°	74,0°
Top Tube Length (mm)	542	571	570	594	590	610
Višina glave okvirja (mm)	95	100	90	110	95	105
Krmljni kot	68,0°	68,0°	68,5°	68,0°	68,5°	68,5°
Zamik vpetja osi (mm)	40	42	51	42	51	51
Trail (mm)	102	98,9	94,3	98,9	94,3	94,3
Medosna razdalja (mm)	1072	1104	1119	1128	1139	1160
Dolžina cevi ob verigi (mm)	440	440	455	440	455	455
Bottom Bracket Drop (mm)	40	45	55	45	55	55
Oddaljenost zgornje cevi od gonilne osi (mm)	554	579	596	588	601	610
Doseg (mm)	383	405	399	425	418	435
Višina zgornje cevi (mm)	663	686	705	708	737	757
Širina krmila (mm)	730	750	750	750	750	750
Dolžina opore krmila (mm)	40	40	40	50	50	50
Dolžina gonilke (mm)	165	165	170	170	170	175
Velikost obročnikov	27.5"	27.5"	29"	27.5"	29"	29"

Vse navedene specifikacije se lahko spremenijo brez obvestila.





## SPECIFIKACIJE

OKVIR	
VELIKOSTI	27.5":XS,S,M 29":S,M,L
BARVE	Slate Gray, Teal, Chameleon Blue
OKVIR	ALUXX-Grade Aluminum
VILICE	SR Suntour XCE 29 or 27.5, air spring, 100mm or 80mm, QR, alloy steerer, lockout, disc
AMORTIZER	N/A
KOMPONENTE	
KRMILO	Giant Connect Trail, 780x31.8
OPORA KRMILA	Giant Sport, 7-degree
OPORA SEDEŽA	Giant Sport, 30.9
SEDEŽ	Liv Sport
PEDALA	MTB caged
POGON	
PRESTAVNE ROČICE	Shimano SL-M315
PREDNJI MENJALNIK	Shimano M315
ZADNJI MENJALNIK	Shimano Tourney
ZAVORE	Tektro TKD 149, hydraulic
ZAVORNE ROČICE	Tektro TKD 149, hydraulic
VERIŽNIK	Shimano MF-TZ500, 14x28
VERIGA	KMC Z7
GONILKE Z VERIŽNIKI	ProWheel forged, 22/36
BOTTOM BRACKET	cartridge
OBROČNIKI	
OBROČI	Giant GX03V 29 or 27.5, alloy, double wall, 21mm inner width
PESTA	[F]Giant Tracker Giant Sport QR, loose ball [R] Giant Tracker Giant Sport QR, loose ball
NAPERE	stainless, 14g
PLAŠČI	Maxxis Ikon 27.5 or 29x2.2, wire bead

## ZNAČILNOSTI

- Okvir: ALUXX-Grade Aluminum
- Vilice: SR Suntour XCE 29 or 27.5, air spring, 100mm or 80mm, QR, alloy steerer, lockout, disc
- Prestavne ročice: Shimano SL-M315
- Gonilke z verižniki: ProWheel forged, 22/36
- Barve: Slate Gray, Teal, Chameleon Blue

## GEOMETRIJA

OKVIR	XS (27.5")	S (27.5")	S (29")	M (27.5")	M (29")	L (29")
Dolžina sedežne cevi (mm)	325	365	370	405	420	450
Kot sedežne cevi	74,0°	74,0°	74,0°	74,0°	74,0°	74,0°
Top Tube Length (mm)	542	571	570	594	590	610
Višina glave okvirja (mm)	95	100	90	110	95	105
Krmlni kot	68,0°	68,0°	68,5°	68,0°	68,5°	68,5°
Zamik vpetja osi (mm)	40	42	51	42	51	51
Trail (mm)	102	98,9	94,3	98,9	94,3	94,3
Medosna razdalja (mm)	1072	1104	1119	1128	1139	1160
Dolžina cevi ob verigi (mm)	440	440	455	440	455	455
Bottom Bracket Drop (mm)	40	45	55	45	55	55
Oddaljenost zgornje cevi od gonilne osi (mm)	554	579	596	588	601	610
Doseg (mm)	383	405	399	425	418	435
Višina zgornje cevi (mm)	663	686	705	708	737	757
Širina krmila (mm)	730	750	750	750	750	750
Dolžina opore krmila (mm)	40	40	40	50	50	50
Dolžina gonilke (mm)	165	165	170	170	170	175
Velikost obročnikov	27.5"	27.5"	29"	27.5"	29"	29"

Vse navedene specifikacije se lahko spremenijo brez obvestila.



## SPECIFIKACIJE

OKVIR	
VELIKOSTI	27.5": XS,S,M 29": S,M,L
BARVE	Slate Gray
OKVIR	ALUXX-Grade Aluminum
VILICE	SR Suntour XCM RL 29 or 27.5, 100mm or 80mm, QR, alloy steerer, lockout, disc
AMORTIZER	N/A
KOMPONENTE	
KRMILO	Giant Connect Trail, 780x31.8
OPORA KRMILA	Giant Sport, 7-degree
OPORA SEDEŽA	Giant Sport, 30.9
SEDEŽ	Liv Sport
PEDALA	MTB caged
POGON	
PRESTAVNE ROČICE	Shimano Altus
PREDNJI MENJALNIK	Shimano Alivio
ZADNJI MENJALNIK	Shimano Alivio
ZAVORE	Tektro TKD 149, hydraulic
ZAVORNE ROČICE	Tektro TKD 149, hydraulic
VERIŽNIK	Shimano CS-HG200, 11x36
VERIGA	KMC X9
GONILKE Z VERIŽNIKI	ProWheel forged, 22/36
BOTTOM BRACKET	cartridge
OBROČNIKI	
OBROČI	Giant GX03V 29 or 27.5, alloy, double wall, 21mm inner width
PESTA	[F]Giant Tracker Giant Sport QR, loose ball [R] Giant Tracker Giant Sport QR, loose ball
NAPERE	stainless, 14g
PLAŠČI	Maxxis Rekon 27.5 or 29x2.25, wire bead

## ZNAČILNOSTI

- Okvir: ALUXX-Grade Aluminum
- Vilice: SR Suntour XCM RL 29 or 27.5, 100mm or 80mm, QR, alloy steerer, lockout, disc
- Prestavne ročice: Shimano Altus
- Gonilke z verižniki: ProWheel forged, 22/36
- Barve: Slate Gray

## GEOMETRIJA

OKVIR	XS (27.5")	S (27.5")	S (29")	M (27.5")	M (29")	L (29")
Dolžina sedežne cevi (mm)	325	365	370	405	420	450
Kot sedežne cevi	74,0°	74,0°	74,0°	74,0°	74,0°	74,0°
Top Tube Length (mm)	542	571	570	594	590	610
Višina glave okvirja (mm)	95	100	90	110	95	105
Krmljni kot	68,0°	68,0°	68,5°	68,0°	68,5°	68,5°
Zamik vpetja osi (mm)	40	42	51	42	51	51
Trail (mm)	102	98,9	94,3	98,9	94,3	94,3
Medosna razdalja (mm)	1072	1104	1119	1128	1139	1160
Dolžina cevi ob verigi (mm)	440	440	455	440	455	455
Bottom Bracket Drop (mm)	40	45	55	45	55	55
Oddaljenost zgornje cevi od gonilne osi (mm)	554	579	596	588	601	610
Doseg (mm)	383	405	399	425	418	435
Višina zgornje cevi (mm)	663	686	705	708	737	757
Širina krmila (mm)	730	750	750	750	750	750
Dolžina opore krmila (mm)	40	40	40	50	50	50
Dolžina gonilke (mm)	165	165	170	170	170	175
Velikost obročnikov	27.5"	27.5"	29"	27.5"	29"	29"

Vse navedene specifikacije se lahko spremenijo brez obvestila.



## SPECIFIKACIJE

OKVIR	
VELIKOSTI	27.5": XS,S,M 29": S,M,L
BARVE	Slate Gray, Teal, Azure Blue
OKVIR	ALUXX-Grade Aluminum
VILICE	SR Suntour XCE 29 or 27.5, 100mm or 80mm, disc
AMORTIZER	N/A
KOMPONENTE	
KRMILO	Giant Connect Trail, 780x31.8
OPORA KRMILA	Giant Sport, 7-degree
OPORA SEDEŽA	Giant Sport, 30.9
SEDEŽ	Liv Sport
PEDALA	MTB caged
POGON	
PRESTAVNE ROČICE	Shimano SL-M315
PREDNJI MENJALNIK	Shimano M315
ZADNJI MENJALNIK	Shimano Tourney
ZAVORE	Tektro TKD 172, mechanical
ZAVORNE ROČICE	RS360A
VERIŽNIK	Shimano MF-TZ500, 14x28
VERIGA	KMC Z7
GONILKE Z VERIŽNIKI	ProWheel forged, 22/36
BOTTOM BRACKET	cartridge
OBROČNIKI	
OBROČI	Giant GX03V 29 or 27.5, alloy, double wall, 21mm inner width
PESTA	[F]Giant Tracker Giant Sport QR, loose ball [R] Giant Tracker Giant Sport QR, loose ball
NAPERE	stainless, 14g
PLAŠČI	Maxxis Ikon 27.5 or 29x2.2, wire bead

## ZNAČILNOSTI

- Okvir: ALUXX-Grade Aluminum
- Vilice: SR Suntour XCE 29 or 27.5, 100mm or 80mm, disc
- Prestavne ročice: Shimano SL-M315
- Gonilke z verižniki: ProWheel forged, 22/36
- Barve: Slate Gray, Teal, Azure Blue

## GEOMETRIJA

OKVIR	XS (27.5")	S (27.5")	S (29")	M (27.5")	M (29")	L (29")
Dolžina sedežne cevi (mm)	325	365	370	405	420	450
Kot sedežne cevi	74,0°	74,0°	74,0°	74,0°	74,0°	74,0°
Top Tube Length (mm)	542	571	570	594	590	610
Višina glave okvirja (mm)	95	100	90	110	95	105
Krmlini kot	68,0°	68,0°	68,5°	68,0°	68,5°	68,5°
Zamik vpetja osi (mm)	40	42	51	42	51	51
Trail (mm)	102	98,9	94,3	98,9	94,3	94,3
Medosna razdalja (mm)	1072	1104	1119	1128	1139	1160
Dolžina cevi ob verigi (mm)	440	440	455	440	455	455
Bottom Bracket Drop (mm)	40	45	55	45	55	55
Oddaljenost zgornje cevi od gonilne osi (mm)	554	579	596	588	601	610
Doseg (mm)	383	405	399	425	418	435
Višina zgornje cevi (mm)	663	686	705	708	737	757
Širina krmila (mm)	730	750	750	750	750	750
Dolžina opore krmila (mm)	40	40	40	50	50	50
Dolžina gonilke (mm)	165	165	170	170	170	175
Velikost obročnikov	27.5"	27.5"	29"	27.5"	29"	29"

Vse navedene specifikacije se lahko spremenijo brez obvestila.





## SPECS

FRAME	
<b>Sizes</b>	S, M, L
<b>Colors</b>	Supernova
<b>Frame</b>	Advanced-Grade Composite front and rear triangles, 125mm Maestro Suspension, flip chip
<b>Fork</b>	Fox 36 Factory Live Valve, 140mm, FIT4 damper, Boost, 15x110, Kabolt, tapered, 44mm offset, custom tuned for Liv
<b>Shock</b>	Fox Float DPX2 Factory Live Valve [185/50], custom tuned for Liv
COMPONENTS	
<b>Handlebar</b>	Giant Contact SLR TR35, 780x35
<b>Stem</b>	Giant Contact SL 35
<b>Seatpost</b>	Fox Transfer Factory dropper, Shimano remote lever, 30.9
<b>Saddle</b>	Liv Sylvia SL
<b>Pedals</b>	N/A
DRIVETRAIN	
<b>Shifters</b>	Shimano Deore XT
<b>Front Derailleur</b>	N/A
<b>Rear Derailleur</b>	Shimano XTR
<b>Brakes</b>	Shimano Deore XT
<b>Brake Levers</b>	Shimano Deore XT
<b>Cassette</b>	Shimano Deore XT, 10x51
<b>Chain</b>	Shimano
<b>Crankset</b>	Shimano Deore XT, 30t with MRP AMg V2 carbon guide
<b>Bottom Bracket</b>	Shimano, press fit

WHEELS	
<b>Rims</b>	Giant TRX-1 29 WheelSystem
<b>Hubs</b>	Giant TRX-1 29 WheelSystem
<b>Spokes</b>	Giant TRX-1 29 WheelSystem
<b>Tires</b>	[F] Maxxis Minion DHF 29x2.5WT, 3C Max Terra, EXO, TR, tubeless [R] Maxxis Dissector 29x2.4WT, 3C Max Terra, EXO, TR, tubeless
<b>Extras</b>	tubeless prepared

# INTRIGUE ADVANCED PRO 29 1



## SPECS

FRAME	
Sizes	S, M, L
Colors	Chameleon Mars
Frame	Advanced-Grade Composite front and rear triangles, 125mm Maestro Suspension, flip chip
Fork	Fox 36 Float Performance Elite, 140mm, FIT4 damper, Boost, 15x110, Kabolt, tapered, 44mm offset, custom tuned for Liv
Shock	Fox Float DPS Performance [185/50], custom tuned for Liv
COMPONENTS	
Handlebar	Giant Contact SLR TR35, 780x35
Stem	Giant Contact SL 35
Seatpost	Giant Contact Switch dropper, remote lever, 30.9
Saddle	Liv Sylvia SL
Pedals	N/A
DRIVETRAIN	
Shifters	SRAM GX Eagle
Front Derailleur	N/A
Rear Derailleur	SRAM GX Eagle
Brakes	SRAM G2 R, hydraulic disc
Brake Levers	SRAM G2 R
Cassette	SRAM XG-1275, 10x52
Chain	SRAM NX Eagle
Crankset	TruVativ Descendent 6k Eagle DUB, 30t
Bottom Bracket	SRAM DUB, press fit

WHEELS	
Rims	Giant TRX-1 29 WheelSystem
Hubs	Giant TRX-1 29 WheelSystem
Spokes	Giant TRX-1 29 WheelSystem
Tires	[F] Maxxis Minion DHF 29x2.5WT, 3C Max Terra, EXO, TR, tubeless [R] Maxxis Dissector 29x2.4WT, 3C Max Terra, EXO, TR, tubeless
Extras	tubeless prepared



## SPECS

FRAME	
Sizes	S, M, L
Colors	Dark Iridescent
Frame	Advanced-Grade Composite front and rear triangles, 125mm Maestro Suspension, flip chip
Fork	RockShox Pike Select, 140mm, Boost, 15x110 Maxle Stealth, tapered, 42mm offset, custom tuned for Liv
Shock	RockShox Deluxe Select+ [185/50], RT, custom tuned for Liv
COMPONENTS	
Handlebar	Giant Contact TR35, 780x35
Stem	Giant Contact SL 35
Seatpost	Giant Contact Switch dropper, remote lever, 30.9
Saddle	Liv Sylvia SL
Pedals	N/A
DRIVETRAIN	
Shifters	SRAM NX Eagle
Front Derailleur	N/A
Rear Derailleur	SRAM NX Eagle
Brakes	Shimano MT520, hydraulic disc
Brake Levers	Shimano MT501
Cassette	SRAM NX Eagle, 11x50
Chain	SRAM NX Eagle
Crankset	TruVativ Descendent 6k Eagle DUB, 30t
Bottom Bracket	SRAM DUB, press fit

WHEELS	
Rims	Giant TRX-2 29 WheelSystem
Hubs	Giant TRX-2 29 WheelSystem
Spokes	Giant TRX-2 29 WheelSystem
Tires	[F] Maxxis Minion DHF 29x2.5WT, 3C Max Terra, EXO, TR, tubeless [R] Maxxis Dissector 29x2.4WT, 3C Max Terra, EXO, TR, tubeless
Extras	tubeless prepared





## SPECIFIKACIJE

OKVIR	
VELIKOSTI	XS, S, M, L
BARVE	Dark Iridescent
OKVIR	Advanced-Grade Composite front triangle, 140mm Maestro Suspension, ALUXX-SL rear triangle
VILICE	Fox 36 Float Rhythm, 150mm, GRIP damper, Boost, 15x110, tapered, 44mm offset, custom tuned for Liv
AMORTIZER	Fox Float DPS Performance [185/52.5], custom tuned for Liv
KOMPONENTE	
KRMILO	Giant Contact TR35, 780x35
OPORA KRMILA	Giant Contact SL 35
OPORA SEDEŽA	Giant Contact Switch dropper, remote lever, 30,9
SEDEŽ	Liv Sylvia SL
PEDALA	N/A
POGON	
PRESTAVNE ROČICE	Shimano SLX
PREDNJI MENJALNIK	N/A
ZADNJI MENJALNIK	Shimano SLX
ZAVORE	Shimano MT520 hydraulic disc
ZAVORNE ROČICE	Shimano MT501
VERIŽNIK	Shimano SLX, 10x51
VERIGA	KMC X-12
GONILKE Z VERIŽNIKI	Shimano SLX, 30t
BOTTOM BRACKET	Shimano, press fit
OBROČNIKI	
OBROČI	Giant TRX-2 27.5 WheelSystem
PESTA	Giant TRX-2 27.5 WheelSystem
NAPERE	Giant TRX-2 27.5 WheelSystem
PLAŠČI	[F] Maxxis High Roller 27.5x2.5WT, 3C, EXO, TR, tubeless [R] Maxxis High Roller 27.5x2.4WT, 3C, EXO, TR, tubeless
DODATKI	tubeless prepared

## ZNAČILNOSTI

- Okvir: Advanced-Grade Composite front triangle, 140mm Maestro Suspension, ALUXX-SL rear triangle
- Vilice: Fox 36 Float Rhythm, 150mm, GRIP damper, Boost, 15x110, tapered, 44mm offset, custom tuned for Liv
- Prestavne ročice: Shimano SLX
- Gonilke z verižniki: Shimano SLX, 30t
- Barve: Dark Iridescent

## GEOMETRIJA

OKVIR	XS	S	M	L
Dolžina sedežne cevi (mm)	380	406	445	482
Kot sedežne cevi	74,5°	74,5°	74,5°	74,5°
Top Tube Length (mm)	565	580	595	620
Višina glave okvirja (mm)	95	100	105	125
Krmlini kot	66,5°	66,5°	66,5°	66,5°
Zamik vpetja osi (mm)	44	44	44	44
Trail (mm)	109,6	109,6	109,6	109,6
Medosna razdalja (mm)	1135	1151	1167	1195
Dolžina cevi ob verigi (mm)	438	438	438	438
Bottom Bracket Drop (mm)	15	15	15	15
Oddaljenost zgornje cevi od gonilne osi (mm)	577	582	587	605
Doseg (mm)	405	418	432	452
Višina zgornje cevi (mm)	691	707	735	751
Širina krmila (mm)	760	760	780	780
Dolžina opore krmila (mm)	40	40	50	50
Dolžina gonilke (mm)	165	170	170	170
Velikost obročnikov	27.5"	27.5"	27.5"	27.5"

Vse navedene specifikacije se lahko spremenijo brez obvestila.



## SPECIFIKACIJE

OKVIR	
VELIKOSTI	XS, S, M, L
BARVE	Chameleon Galaxy
OKVIR	ALUXX SL-Grade Aluminum front and rear triangles, 140mm Maestro Suspension
VILICE	RockShox 35 Gold RL, 150mm, Boost, 15x110, DebonAir, tapered, 44mm offset, custom tuned for Liv
AMORTIZER	RockShox Deluxe Select [185/52.5], custom tuned for Liv
KOMPONENTE	
KRMILO	Giant Contact TR35
OPORA KRMILA	Giant Contact SL 35
OPORA SEDEŽA	Giant Contact Switch dropper, remote lever, 30.9
SEDEŽ	Liv Sylvia
PEDALA	N/A
POGON	
PRESTAVNE ROČICE	SRAM Eagle SX
PREDNJI MENJALNIK	N/A
ZADNJI MENJALNIK	SRAM Eagle SX
ZAVORE	Shimano BR-MT410, hydraulic disc
ZAVORNE ROČICE	Shimano BL-MT401
VERIŽNIK	SRAM SX Eagle, 11x50
VERIGA	SRAM Eagle SX
GONILKE Z VERIŽNIKI	SRAM SX Eagle DUB, 30t
BOTTOM BRACKET	SRAM DUB, press fit
OBROČNIKI	
OBROČI	Giant AM 27.5, tubeless ready, sleeve-joint rim, 30mm inner width
PESTA	Giant Tracker Giant Sport QR, sealed bearing [F] QR15, Giant Tracker Giant Sport, [R] QR 141
NAPERE	Sapim
PLAŠČI	[F] Maxxis High Roller II 27.5x2.5WT, 3C, EXO, TR, tubeless [R] Maxxis High Roller II 27.5x2.4WT, 3C, EXO, TR, tubeless
DODATKI	tubeless prepared

## ZNAČILNOSTI

- Okvir: ALUXX SL-Grade Aluminum front and rear triangles, 140mm Maestro Suspension
- Vilice: RockShox 35 Gold RL, 150mm, Boost, 15x110, DebonAir, tapered, 44mm offset, custom tuned for Liv
- Prestavne ročice: SRAM Eagle SX
- Gonilke z verižniki: SRAM SX Eagle DUB, 30t
- Barve: Chameleon Galaxy

## GEOMETRIJA

OKVIR	XS	S	M	L
Dolžina sedežne cevi (mm)	380	406	445	482
Kot sedežne cevi	74,5°	74,5°	74,5°	74,5°
Top Tube Length (mm)	565	580	595	620
Višina glave okvirja (mm)	95	100	105	125
Krmlni kot	66,5°	66,5°	66,5°	66,5°
Zamik vpetja osi (mm)	44	44	44	44
Trail (mm)	109,6	109,6	109,6	109,6
Medosna razdalja (mm)	1135	1151	1167	1195
Dolžina cevi ob verigi (mm)	438	438	438	438
Bottom Bracket Drop (mm)	15	15	15	15
Oddaljenost zgornje cevi od gonilne osi (mm)	577	582	587	605
Doseg (mm)	405	418	432	452
Višina zgornje cevi (mm)	692	711	738	762
Širina krmila (mm)	760	760	780	780
Dolžina opore krmila (mm)	40	40	50	50
Dolžina gonilke (mm)	165	170	170	170
Velikost obročnikov	27.5"	27.5"	27.5"	27.5"

Vse navedene specifikacije se lahko spremenijo brez obvestila.



## SPECIFIKACIJE

OKVIR	
VELIKOSTI	S, M, L
BARVE	Jade Teal
OKVIR	ALUXX SL-Grade Aluminum front and rear triangles, 125mm Maestro Suspension, flip chip
VILICE	Fox 36 Float Performance Elite, 140mm, FIT4 damper, Boost, 15x110, Kabolt, tapered, 44mm offset, custom tuned for Liv
AMORTIZER	Fox Float DPS Performance [185/50], custom tuned for Liv
KOMPONENTE	
KRMILO	Giant Contact TR35, 780x35
OPORA KRMILA	Giant Contact SL 35
OPORA SEDEŽA	Giant Contact Switch dropper, remote lever, 30.9
SEDEŽ	Liv Sylvia
PEDALA	N/A
POGON	
PRESTAVNE ROČICE	Shimano Deore XT
PREDNJI MENJALNIK	N/A
ZADNJI MENJALNIK	Shimano Deore XT
ZAVORE	Shimano Deore XT
ZAVORNE ROČICE	Shimano Deore XT
VERIŽNIK	Shimano SLX, 10x51
VERIGA	KMC X-12
GONILKE Z VERIŽNIKI	Shimano Deore XT, 30t
BOTTOM BRACKET	Shimano, press fit
OBROČNIKI	
OBROČI	Giant TRX-1 29 WheelSystem
PESTA	Giant TRX-1 29 WheelSystem
NAPERE	Giant TRX-1 29 WheelSystem
PLAŠČI	[F] Maxxis Minion DHF 29x2.5WT, 3C Max Terra, EXO, TR, tubeless [R] Maxxis Dissector 29x2.4WT, 3C Max Terra, EXO, TR, tubeless
DODATKI	tubeless prepared

## ZNAČILNOSTI

- Okvir: ALUXX SL-Grade Aluminum front and rear triangles, 125mm Maestro Suspension, flip chip
- Vilice: Fox 36 Float Performance Elite, 140mm, FIT4 damper, Boost, 15x110, Kabolt, tapered, 44mm offset, custom tuned for Liv
- Prestavne ročice: Shimano Deore XT
- Gonilke z verižniki: Shimano Deore XT, 30t
- Barve: Jade Teal

## GEOMETRIJA

OKVIR	S		M		L	
	LOW	HIGH	LOW	HIGH	LOW	HIGH
Dolžina sedežne cevi (mm)	425		435		460	
Kot sedežne cevi	77,0°	77,8°	77,0°	77,8°	77,0°	77,8°
Top Tube Length (mm)	558	557	574	573	599	597
Višina glave okvirja (mm)	105		110		125	
Kr milni kot	65,8°	66,5°	65,8°	66,5°	65,8°	66,5°
Zamik vpetja osi (mm)	44		44		44	
Trail (mm)	122	117	122	117	122	117
Medosna razdalja (mm)	1160	1160	1177	1176	1205	1204
Dolžina cevi ob verigi (mm)	438	435	438	435	438	435
Bottom Bracket Drop (mm)	40	30	40	30	40	30
Oddaljenost zgornje cevi od gonilne osi (mm)	620	614	625	618	639	632
Doseg (mm)	415	424	430	438	451	460
Višina zgornje cevi (mm)	731	740	737	746	756	765
Širina krmila (mm)	760		760		780	
Dolžina opore krmila (mm)	50		50		50	
Dolžina gonilke (mm)	170		170		175	
Velikost obročnikov	29"		29"		29"	

Vse navedene specifikacije se lahko spremenijo brez obvestila.





## SPECS

FRAME	
<b>SIZES</b>	S, M, L
<b>COLORS</b>	Black Ti
<b>FRAME</b>	ALUXX SL-Grade Aluminum front and rear triangles, 125mm Maestro Suspension, flip chip
<b>FORK</b>	Fox 34 Float Rhythm, 140mm, GRIP damper, Boost, 15x110, tapered, 44mm offset, custom tuned for Liv
<b>SHOCK</b>	Fox Float DPS Performance [185/50], custom tuned for Liv
COMPONENTS	
<b>HANDLEBAR</b>	Giant Contact TR35, 780x35
<b>STEM</b>	Giant Contact SL 35
<b>SEATPOST</b>	Giant Contact Switch dropper, remote lever, 30.9
<b>SADDLE</b>	Liv Sylvia
<b>PEDALS</b>	N/A
DRIVETRAIN	
<b>SHIFTERS</b>	Shimano SLX
<b>FRONT DERAILLEUR</b>	N/A
<b>REAR DERAILLEUR</b>	Shimano SLX
<b>BRAKES</b>	Shimano MT520 hydraulic disc
<b>BRAKE LEVERS</b>	Shimano MT501
<b>CASSETTE</b>	Shimano SLX, 10x51
<b>CHAIN</b>	KMC X-12
<b>CRANKSET</b>	Shimano SLX, 30t
<b>BOTTOM BRACKET</b>	Shimano, press fit
WHEELS	
<b>RIMS</b>	Giant AM 29, tubeless ready, sleeve-joint, 30mm inner width
<b>HUBS</b>	[F] Shimano 15x110, sealed bearing [R] Shimano 12x148, sealed bearing
<b>SPOKES</b>	Sapim
<b>TIRES</b>	[F] Maxxis Minion DHF 29x2.5WT, 3C, EXO, TR, tubeless [R] Maxxis Dissector 29x2.4WT, 3C, EXO, TR, tubeless
<b>EXTRAS</b>	tubeless prepared

## FEATURES

- Frame: ALUXX SL-Grade Aluminum front and rear triangles, 125mm Maestro Suspension, flip chip
- Fork: Fox 34 Float Rhythm, 140mm, GRIP damper, Boost, 15x110, tapered, 44mm offset, custom tuned for Liv
- Shifters: Shimano SLX
- Crankset: Shimano SLX, 30t
- Colors: Black Ti

## GEOMETRY

FRAME	S	M	L
	LOW   HIGH	LOW   HIGH	LOW   HIGH
Seat Tube Length (mm)	425	435	460
Seat Tube Angle	77.0°   77.8°	77.0°   77.8°	77.0°   77.8°
Top Tube Length (mm)	558   557	574   573	599   597
Head Tube Length (mm)	105	110	125
Head Tube Angle	65.8°   66.5°	65.8°   66.5°	65.8°   66.5°
Fork Rake (mm)	44	44	44
Trail (mm)	122   117	122   117	122   117
Wheelbase (mm)	1160   1160	1177   1176	1205   1204
Chain Stay Length (mm)	438   435	438   435	438   435
Bottom Bracket Drop (mm)	40   30	40   30	40   30
Stack (mm)	620   614	625   618	639   632
Reach (mm)	415   424	430   438	451   460
Stand Over Height (mm)	731   740	737   746	756   765
Handlebar Width (mm)	760	760	780
Stem Length (mm)	50	50	50
Crank Length (mm)	170	170	175
Wheel Size	29"	29"	29"

*The specifications, colors, and availability of the products can be subjects to alter without prior notification. For availability and prices, please contact the retailers in your city / country.*



## SPECIFIKACIJE

OKVIR	
VELIKOSTI	26": XXS, XS 27.5": S, M
BARVE	Desert Sage / Trekking Green, Eclipse / Pale Mauve
OKVIR	ALUXX-Grade Aluminum
VILICE	SR Suntour M3030A, 26/27.5", 75mm travel, preload adjustable
AMORTIZER	N/A
KOMPONENTE	
KRMILLO	Giant Sport, 25.4
OPORA KRMILA	Giant Sport, 15-degree
OPORA SEDEŽA	Giant Sport, 30.9
SEDEŽ	Liv Sport
PEDALA	MTB caged
POGON	
PRESTAVNE ROČICE	Shimano EF41
PREDNJI MENJALNIK	Shimano Tourney
ZADNJI MENJALNIK	Shimano Tourney
ZAVORE	Shimano EF41
ZAVORNE ROČICE	Shimano EF41
VERIŽNIK	Shimano MF-TZ500, 14x24
VERIGA	KMC Z7
GONILKE Z VERIŽNIKI	ProWheel Forged, 24/34/42
BOTTOM BRACKET	cartridge
OBROČNIKI	
OBROČI	Giant CH17 26 or 27.5, aluminum, double wall, 19mm inner width
PESTA	[F] Alloy, sealed ball bearing [R] Alloy, sealed ball bearing QR
NAPERE	stainless, 14g
PLAŠČI	Giant Quickcross 27.5 or 26x2.1

## ZNAČILNOSTI

- Okvir: ALUXX-Grade Aluminum
- Vilice: SR Suntour M3030A, 26/27.5", 75mm travel, preload adjustable
- Prestavne ročice: Shimano EF41
- Gonilke z verižniki: ProWheel Forged, 24/34/42
- Barve: Desert Sage / Trekking Green, Eclipse / Pale Mauve

## GEOMETRIJA

OKVIR	XXS (26")	XS (26")	XS (27.5")	S (26")	S (27.5")	M (27.5")
Dolžina sedežne cevi (mm)	330	370	355	420	420	470
Kot sedežne cevi	74,5°	74,0°	74,0°	73,5°	73,5°	73,0°
Top Tube Length (mm)	535	550	545	570	570	595
Višina glave okvirja (mm)	95	110	95	135	110	135
Krmlini kot	69,5°	69,5°	69,5°	69,5°	69,5°	69,4°
Zamik vpetja osi (mm)	40	40	42	40	42	42
Trail (mm)	82,9	82,9	84,9	82,9	84,9	84,9
Medosna razdalja (mm)	1037	1048	1056	1065	1076	1097
Dolžina cevi ob verigi (mm)	424	424	435	424	435	435
Bottom Bracket Drop (mm)	40	40	48	40	48	48
Oddaljenost zgornje cevi od gonilne osi (mm)	537	551	588	574	602	625
Doseg (mm)	386	392	377	400	392	404
Višina zgornje cevi (mm)	608	631	635	669	675	711
Širina krmila (mm)	600	600	600	600	620	640
Dolžina opore krmila (mm)	60	60	75	75	75	90
Dolžina gonilke (mm)	170	170	170	170	170	175
Velikost obročnikov	26"	26"	27.5"	26"	27.5"	27.5"

Vse navedene specifikacije se lahko spremenijo brez obvestila.







# CROSS/GRAVEL

Step outside the boundaries and expand your riding world. The Liv Cross/Gravel bike series can help you rise to the top of the cyclocross podium, explore gravel roads and get lost in the adventure. Whether your path is paved, gravel or dirt, the Liv Cross/Gravel series rises to the occasion.

<b>Performance Cross/Gravel Bikes</b>	86
Brava Advanced Pro 0	88
Brava Advanced Pro 1	89
Brava Advanced Pro 2	90
Devote Advanced Pro	91
Devote Advanced 1	92
Devote Advanced 2	93
Devote 1	94
Devote 2	95
Rove 1 DD	96
Rove 2 DD	97
Rove 2	98
Rove 3 DD	99
Rove 4 DD	100
Rove 4	101
Rove EX	102



## Performance Cross/Gravel Bikes

No matter where your journey takes you there is a Liv Cross/Gravel bike to bring you there with with speed and style.



# Brava

BRAVE THE ELEMENTS

You want to ride on roads, gravel and dirt, and you push yourself. You may race cross, enjoy long gravel grinds, embark on longer bike journeys or just love riding hard on any terrain.



# Devote

EVERY ROAD.  
UNCONDITIONAL LOVE.

You've got a passion for getting out there, finding your next adventure, and being prepared for anything. You love both the thrill of riding and taking in the backcountry views.



# Rove

ADVENTURE READY

You want to get out on local dirt paths and take the road less traveled, while keeping it smooth.







## SPECIFIKACIJE

OKVIR	
VELIKOSTI	XS, S, M, L
BARVE	Rainbow Black / Carbon / Chrome
OKVIR	Advanced-Grade Composite
VILICE	Advanced-Grade Composite, full-composite OverDrive 2 steerer, 12mm thru-axle, disc
AMORTIZER	N/A
KOMPONENTE	
KRMILO	Giant Contact SLR
OPORA KRMILA	Giant Contact SL
OPORA SEDEŽA	Giant D-Fuse SLR, composite
SEDEŽ	Liv Alacra SL
PEDALA	N/A
POGON	
PRESTAVNE ROČICE	SRAM Force eTap AXS, 1x
PREDNJI MENJALNIK	N/A
ZADNJI MENJALNIK	SRAM Force eTap AXS
ZAVORE	SRAM Force eTap AXS hydraulic
ZAVORNE ROČICE	SRAM Force eTap AXS hydraulic
VERIŽNIK	SRAM Force, 12-speed, 10x28
VERIGA	SRAM Force D1, 12-speed
GONILKE Z VERIŽNIKI	SRAM Force D1 DUB, 36t
BOTTOM BRACKET	SRAM DUB, press fit
OBROČNIKI	
OBROČI	Giant SLR-1 42 WheelSystem
PESTA	Giant SLR-1 42 WheelSystem
NAPERE	Giant SLR-1 42 WheelSystem
PLAŠČI	Maxxis All-Terrane, 700x33c, tubeless
DODATKI	Giant 1x chainguide, tubeless prepared

## ZNAČILNOSTI

- Okvir: Advanced-Grade Composite
- Vilice: Advanced-Grade Composite, full-composite OverDrive 2 steerer, 12mm thru-axle, disc
- Prestavne ročice: SRAM Force eTap AXS, 1x
- Gonilke z verižniki: SRAM Force D1 DUB, 36t
- Barve: Rainbow Black / Carbon / Chrome

## GEOMETRIJA

OKVIR	XS	S	M	L
Dolžina sedežne cevi (mm)	490	505	520	535
Kot sedežne cevi	74,0°	74,0°	73,5°	73,0°
Top Tube Length (mm)	510	520	535	550
Višina glave okvirja (mm)	108	123	138	158
Krmlilni kot	70,3°	71,0°	71,5°	71,5°
Zamik vpetja osi (mm)	50	50	50	50
Trail (mm)	72,9	68,3	65,1	65,1
Medosna razdalja (mm)	1004	1009	1014	1025
Dolžina cevi ob verigi (mm)	430	430	430	430
Bottom Bracket Drop (mm)	60	60	60	60
Oddaljenost zgornje cevi od gonilne osi (mm)	514	531	547	566
Doseg (mm)	363	368	373	377
Višina zgornje cevi (mm)	773	788	802	817
Širina krmila (mm)	380	380	400	400
Dolžina opore krmila (mm)	70	80	90	90
Dolžina gonilke (mm)	165	170	170	172,5
Velikost obročnikov	700C	700C	700C	700C

Vse navedene specifikacije se lahko spremenijo brez obvestila.



## SPECIFIKACIJE

OKVIR	
VELIKOSTI	XS, S, M, L
BARVE	Dark Iridescent / Carbon / Chrome
OKVIR	Advanced-Grade Composite
VILICE	Advanced-Grade Composite, full-composite OverDrive 2 steerer, 12mm thru-axle, disc
AMORTIZER	N/A
KOMPONENTE	
KRMILO	Giant Contact SL
OPORA KRMILA	Giant Contact SL
OPORA SEDEŽA	Giant D-Fuse SLR, composite
SEDEŽ	Liv Alacra SL
PEDALA	N/A
POGON	
PRESTAVNE ROČICE	Shimano GRX RX-810
PREDNJI MENJALNIK	N/A
ZADNJI MENJALNIK	Shimano GRX RX-810
ZAVORE	Shimano GRX RX-810 hydraulic
ZAVORNE ROČICE	Shimano GRX RX-810 hydraulic
VERIŽNIK	Shimano Ultegra, 11x34
VERIGA	KMC X11SL-1
GONILKE Z VERIŽNIKI	Shimano GRX RX-810, 40t
BOTTOM BRACKET	Shimano, press fit
OBROČNIKI	
OBROČI	Giant SLR-2 42 WheelSystem
PESTA	Giant SLR-2 42 WheelSystem
NAPERE	Giant SLR-2 42 WheelSystem
PLAŠČI	Maxxis All-Terrane, 700x33c, tubeless
DODATKI	Giant 1x chainguide, tubeless prepared

## ZNAČILNOSTI

- Okvir: Advanced-Grade Composite
- Vilice: Advanced-Grade Composite, full-composite OverDrive 2 steerer, 12mm thru-axle, disc
- Prestavne ročice: Shimano GRX RX-810
- Gonilke z verižniki: Shimano GRX RX-810, 40t
- Barve: Dark Iridescent / Carbon / Chrome

## GEOMETRIJA

OKVIR	XS	S	M	L
Dolžina sedežne cevi (mm)	490	505	520	535
Kot sedežne cevi	74,0°	74,0°	73,5°	73,0°
Top Tube Length (mm)	510	520	535	550
Višina glave okvirja (mm)	108	123	138	158
Krmlni kot	70,3°	71,0°	71,5°	71,5°
Zamik vpjetja osi (mm)	50	50	50	50
Trail (mm)	72,9	68,3	65,1	65,1
Medosna razdalja (mm)	1004	1009	1014	1025
Dolžina cevi ob verigi (mm)	430	430	430	430
Bottom Bracket Drop (mm)	60	60	60	60
Oddaljenost zgornje cevi od gonilne osi (mm)	514	531	547	566
Doseg (mm)	363	368	373	377
Višina zgornje cevi (mm)	773	788	802	817
Širina krmila (mm)	380	380	400	400
Dolžina opore krmila (mm)	70	80	90	90
Dolžina gonilke (mm)	165	170	170	172,5
Velikost obročnikov	700C	700C	700C	700C

Vse navedene specifikacije se lahko spremenijo brez obvestila.



## SPECIFIKACIJE

OKVIR	
VELIKOSTI	XS, S, M, L
BARVE	Chameleon Nova / Carbon / Chrome
OKVIR	Advanced-Grade Composite
VILICE	Advanced-Grade Composite, full-composite OverDrive 2 steerer, 12mm thru-axle, disc
AMORTIZER	N/A
KOMPONENTE	
KRMILO	Giant Connect
OPORA KRMILO	Giant Contact
OPORA SEDEŽA	Giant D-Fuse, composite
SEDEŽ	Liv Approach
PEDALA	N/A
POGON	
PRESTAVNE ROČICE	SRAM Apex 1
PREDNJI MENJALNIK	N/A
ZADNJI MENJALNIK	SRAM Apex 1
ZAVORE	SRAM Apex 1 hydraulic
ZAVORNE ROČICE	SRAM Apex 1
VERIŽNIK	SRAM PG1130, 11x36
VERIGA	SRAM PC1110
GONILKE Z VERIŽNIKI	SRAM Rival 11x, 40t
BOTTOM BRACKET	SRAM GXP, press fit
OBROČNIKI	
OBROČI	Giant P-X2 Disc wheelset
PESTA	Giant P-X2 Disc wheelset
NAPERE	Giant P-X2 Disc wheelset
PLAŠČI	Maxxis All-Terrane, 700x33c, tubeless
DODATKI	Giant 1x chainguide, tubeless prepared

## ZNAČILNOSTI

- Okvir: Advanced-Grade Composite
- Vilice: Advanced-Grade Composite, full-composite OverDrive 2 steerer, 12mm thru-axle, disc
- Prestavne ročice: SRAM Apex 1
- Gonilke z verižniki: SRAM Rival 11x, 40t
- Barve: Chameleon Nova / Carbon / Chrome

## GEOMETRIJA

OKVIR	XS	S	M	L
Dolžina sedežne cevi (mm)	490	505	520	535
Kot sedežne cevi	74,0°	74,0°	73,5°	73,0°
Top Tube Length (mm)	510	520	535	550
Višina glave okvirja (mm)	108	123	138	158
Krmljni kot	70,3°	71,0°	71,5°	71,5°
Zamik vpetja osi (mm)	50	50	50	50
Trail (mm)	72,9	68,3	65,1	65,1
Medosna razdalja (mm)	1004	1009	1014	1025
Dolžina cevi ob verigi (mm)	430	430	430	430
Bottom Bracket Drop (mm)	60	60	60	60
Od daljenost zgornje cevi od gonilne osi (mm)	514	531	547	566
Doseg (mm)	363	368	373	377
Višina zgornje cevi (mm)	773	788	802	817
Širina krmila (mm)	380	380	400	400
Dolžina opore krmila (mm)	70	80	90	90
Dolžina gonilke (mm)	165	170	170	172,5
Velikost obročnikov	700C	700C	700C	700C

Vse navedene specifikacije se lahko spremenijo brez obvestila.





## SPECIFIKACIJE

OKVIR	
VELIKOSTI	XS, S, M, L
BARVE	Chameleon Blue / Reflective Mushroom
OKVIR	Advanced-Grade Composite
VILICE	Advanced-Grade Composite, full-composite OverDrive steerer, 12x142mm thru-axle, disc
AMORTIZER	N/A
KOMPONENTE	
KRMILO	Giant Contact SLR XR D-Fuse, 31.8, 5° back sweep, flare drop
OPORA KRMILA	Giant Contact, 8-degree
OPORA SEDEŽA	Giant D-Fuse SLR, composite
SEDEŽ	Liv Alacra SL
PEDALA	N/A
POGON	
PRESTAVNE ROČICE	SRAM Force eTap AXS
PREDNJI MENJALNIK	SRAM Force eTap AXS
ZADNJI MENJALNIK	SRAM Force eTap AXS
ZAVORE	SRAM Force eTap AXS hydraulic
ZAVORNE ROČICE	SRAM Force eTap AXS hydraulic
VERIŽNIK	SRAM Force, 12-speed, 10x36
VERIGA	SRAM Force D1, 12-speed
GONILKE Z VERIŽNIKI	SRAM Force D1 DUB, 30/43
BOTTOM BRACKET	SRAM DUB, press fit
OBROČNIKI	
OBROČI	Giant CXR-2 Carbon Disc WheelSystem
PESTA	Giant CXR-2 Carbon Disc WheelSystem
NAPERE	Giant CXR-2 Carbon Disc WheelSystem
PLAŠČI	Maxxis Velocita, 700x40c, tubeless
DODATKI	tubeless prepared

## ZNAČILNOSTI

- Okvir: Advanced-Grade Composite
- Vilice: Advanced-Grade Composite, full-composite OverDrive steerer, 12x142mm thru-axle, disc
- Prestavne ročice: SRAM Force eTap AXS
- Gonilke z verižniki: SRAM Force D1 DUB, 30/43
- Barve: Chameleon Blue / Reflective Mushroom

## GEOMETRIJA

OKVIR	XS	S	M	L
Dolžina sedežne cevi (mm)	390	420	465	500
Kot sedežne cevi	75,0°	75,0°	74,5°	74,5°
Top Tube Length (mm)	515	525	535	550
Višina glave okvirja (mm)	95	125	155	180
Krmilni kot	70,5°	70,5°	71,0°	71,0°
Zamik vpjetja osi (mm)	50	50	50	50
Trail (mm)	75,9	75,9	72,5	72,5
Medosna razdalja (mm)	1013	1020	1022	1039
Dolžina cevi ob verigi (mm)	430	430	430	430
Bottom Bracket Drop (mm)	80	80	80	80
Oddaljenost zgornje cevi od gonilne osi (mm)	530	558	588	612
StackToHandlebar (mm)	593	623	655	678
Doseg (mm)	378	376	372	380
ReachToHandlebar (mm)	429	437	443	452
Višina zgornje cevi (mm)	683	711	749	779
Širina krmila (mm)	400	400	420	420
Dolžina opore krmila (mm)	70	80	90	90
Dolžina gonilke (mm)	165	170	172,5	172,5
Velikost obročnikov	700c	700c	700c	700c

Vse navedene specifikacije se lahko spremenijo brez obvestila.



## SPECIFIKACIJE

OKVIR	
VELIKOSTI	XS, S, M, L
BARVE	Dark Green / Black / Reflective Ocean Cube
OKVIR	Advanced-Grade Composite
VILICE	Advanced-Grade Composite, full-composite OverDrive steerer, 12x142mm thru-axle, disc
AMORTIZER	N/A
KOMPONENTE	
KRMILO	Giant Contact XR D-Fuse, 31.8, 5° back sweep, flare drop
OPORA KRMILA	Giant Contact, 8-degree
OPORA SEDEŽA	Giant Contact Switch dropper
SEDEŽ	Liv Approach
PEDALA	N/A
POGON	
PRESTAVNE ROČICE	Shimano ST-RX810
PREDNJI MENJALNIK	N/A
ZADNJI MENJALNIK	Shimano GRX RX-812
ZAVORE	Shimano GRX RX-400 hydraulic
ZAVORNE ROČICE	Shimano GRX RX-600 hydraulic
VERIŽNIK	Shimano CS-M7000, 11x42
VERIGA	KMC X11SL-1
GONILKE Z VERIŽNIKI	Shimano FC-RX600, 40t
BOTTOM BRACKET	Shimano, press fit
OBROČNIKI	
OBROČI	Giant P-X2 Disc wheelsset
PESTA	Giant P-X2 Disc wheelsset
NAPERE	Giant P-X2 Disc wheelsset
PLAŠČI	Maxxis Rambler, 700x45c, tubeless
DODATKI	tubeless prepared

## ZNAČILNOSTI

- Okvir: Advanced-Grade Composite
- Vilice: Advanced-Grade Composite, full-composite OverDrive steerer, 12x142mm thru-axle, disc
- Prestavne ročice: Shimano ST-RX810
- Gonilke z verižniki: Shimano FC-RX600, 40t
- Barve: Dark Green / Black / Reflective Ocean Cube

## GEOMETRIJA

OKVIR	XS	S	M	L
Dolžina sedežne cevi (mm)	390	420	465	500
Kot sedežne cevi	75,0°	75,0°	74,5°	74,5°
Top Tube Length (mm)	515	525	535	550
Višina glave okvirja (mm)	95	125	155	180
Krmlilni kot	70,5°	70,5°	71,0°	71,0°
Zamik vpetja osi (mm)	50	50	50	50
Trail (mm)	75,9	75,9	72,5	72,5
Medosna razdalja (mm)	1013	1020	1022	1039
Dolžina cevi ob verigi (mm)	430	430	430	430
Bottom Bracket Drop (mm)	80	80	80	80
Oddaljenost zgornje cevi od gonilne osi (mm)	530	558	588	612
StackToHandlebar (mm)	593	623	655	678
Doseg (mm)	378	376	372	380
ReachToHandlebar (mm)	429	437	443	452
Višina zgornje cevi (mm)	683	711	749	779
Širina krmila (mm)	400	400	420	420
Dolžina opore krmila (mm)	70	80	90	90
Dolžina gonilke (mm)	165	170	172,5	172,5
Velikost obročnikov	700c	700c	700c	700c

Vse navedene specifikacije se lahko spremenijo brez obvestila.



## SPECIFIKACIJE

OKVIR	
VELIKOSTI	XS, S, M, L
BARVE	Rosewood / Reflective Dark Eclipse
OKVIR	Advanced-Grade Composite
VILICE	Advanced-Grade Composite, full-composite OverDrive steerer, 12x142mm thru-axle, disc
AMORTIZER	N/A
KOMPONENTE	
KRMILO	Giant Contact XR D-Fuse, 31,8, 5° back sweep, flare drop
OPORA KRMILA	Giant Contact, 8-degree
OPORA SEDEŽA	Giant D-Fuse, composite
SEDEŽ	Liv Approach
PEDALA	N/A
POGON	
PRESTAVNE ROČICE	Shimano GRX RX-600
PREDNJI MENJALNIK	Shimano GRX RX-810
ZADNJI MENJALNIK	Shimano GRX RX-812
ZAVORE	Shimano GRX RX-400 hydraulic
ZAVORNE ROČICE	Shimano GRX RX-600 hydraulic
VERIŽNIK	Shimano 105, 11x34
VERIGA	KMC X11
GONILKE Z VERIŽNIKI	Praxis Alba, 32/48
BOTTOM BRACKET	Praxis, press fit
OBROČNIKI	
OBROČI	Giant P-X2 Disc wheelset
PESTA	Giant P-X2 Disc wheelset
NAPERE	Giant P-X2 Disc wheelset
PLAŠČI	Giant CrossCut AT1, 700x40c, tubeless
DODATKI	tubeless prepared

## ZNAČILNOSTI

- Okvir: Advanced-Grade Composite
- Vilice: Advanced-Grade Composite, full-composite OverDrive steerer, 12x142mm thru-axle, disc
- Prestavne ročice: Shimano GRX RX-600
- Gonilke z verižniki: Praxis Alba, 32/48
- Barve: Rosewood / Reflective Dark Eclipse

## GEOMETRIJA

OKVIR	XS	S	M	L
Dolžina sedežne cevi (mm)	390	420	465	500
Kot sedežne cevi	75,0°	75,0°	74,5°	74,5°
Top Tube Length (mm)	515	525	535	550
Višina glave okvirja (mm)	95	125	155	180
Krmilni kot	70,5°	70,5°	71,0°	71,0°
Zamik vpjetja osi (mm)	50	50	50	50
Trail (mm)	75,9	75,9	72,5	72,5
Medosna razdalja (mm)	1013	1020	1022	1039
Dolžina cevi ob verigi (mm)	430	430	430	430
Bottom Bracket Drop (mm)	80	80	80	80
Oddaljenost zgornje cevi od gonilne osi (mm)	530	558	588	612
StackToHandlebar (mm)	593	623	655	678
Doseg (mm)	378	376	372	380
ReachToHandlebar (mm)	429	437	443	452
Višina zgornje cevi (mm)	683	711	749	779
Širina krmila (mm)	400	400	420	420
Dolžina opore krmila (mm)	70	80	90	90
Dolžina gonilke (mm)	165	170	172,5	172,5
Velikost obročnikov	700c	700c	700c	700c

Vse navedene specifikacije se lahko spremenijo brez obvestila.





## SPECIFIKACIJE

OKVIR	
VELIKOSTI	XS, S, M, L
BARVE	Desert Sage
OKVIR	ALUXX Grade Aluminum
VILICE	full composite, OverDrive steerer, disc
AMORTIZER	N/A
KOMPONENTE	
KRMILO	Giant Contact XR D-Fuse, 31.8
OPORA KRMILA	Giant Contact, 8-degree
OPORA SEDEŽA	Giant D-Fuse, alloy
SEDEŽ	Liv Approach
PEDALA	N/A
POGON	
PRESTAVNE ROČICE	Shimano GRX RX-400
PREDNJI MENJALNIK	Shimano RX-400
ZADNJI MENJALNIK	Shimano GRX RX-400
ZAVORE	Shimano GRX RX-400 hydraulic
ZAVORNE ROČICE	Shimano GRX RX-400 hydraulic
VERIŽNIK	Shimano HG-500, 11x34
VERIGA	KMC X10 with Missing Link
GONILKE Z VERIŽNIKI	FSA Omega Adventure, 32/48
BOTTOM BRACKET	FSA MegaExo, press fit
OBROČNIKI	
OBROČI	Giant S-X2 Disc wheelset
PESTA	Giant S-X2 Disc wheelset
NAPERE	Giant S-X2 Disc wheelset
PLAŠČI	Giant CrossCut AT 2, 700x38c, tubeless
DODATKI	tubeless prepared

## ZNAČILNOSTI

- Okvir: ALUXX Grade Aluminum
- Vilice: full composite, OverDrive steerer, disc
- Prestavne ročice: Shimano GRX RX-400
- Gonilke z verižniki: FSA Omega Adventure, 32/48
- Barve: Desert Sage

## GEOMETRIJA

OKVIR	XS	S	M	L
Dolžina sedežne cevi (mm)	390	420	465	500
Kot sedežne cevi	75,0°	75,0°	74,5°	74,5°
Top Tube Length (mm)	515	525	535	550
Višina glave okvirja (mm)	95	125	155	180
Krmilni kot	70,5°	70,5°	71,0°	71,0°
Zamik vpetja osi (mm)	50	50	50	50
Trail (mm)	75,9	75,9	72,5	72,5
Medosna razdalja (mm)	1013	1020	1022	1039
Dolžina cevi ob verigi (mm)	430	430	430	430
Bottom Bracket Drop (mm)	80	80	80	80
Oddaljenost zgornje cevi od gonilne osi (mm)	530	558	588	612
StackToHandlebar (mm)	593	623	655	678
Doseg (mm)	378	376	372	380
ReachToHandlebar (mm)	429	437	443	452
Višina zgornje cevi (mm)	678	706	744	774
Širina krmila (mm)	400	400	420	420
Dolžina opore krmila (mm)	70	80	90	90
Dolžina gonilke (mm)	165	170	172,5	172,5
Velikost obročnikov	700c	700c	700c	700c

Vse navedene specifikacije se lahko spremenijo brez obvestila.



## SPECIFIKACIJE

OKVIR	
VELIKOSTI	XS, S, M, L
BARVE	Eclipse
OKVIR	ALUXX Grade Aluminum
VILICE	full composite, OverDrive steerer, disc
AMORTIZER	N/A
KOMPONENTE	
KRMILO	Giant Contact XR Ergo-Control, 31.8
OPORA KRMILA	Giant Sport
OPORA SEDEŽA	Giant D-Fuse, alloy
SEDEŽ	Liv Approach
PEDALA	N/A
POGON	
PRESTAVNE ROČICE	Shimano Sora
PREDNJI MENJALNIK	Shimano Sora
ZADNJI MENJALNIK	Shimano Sora
ZAVORE	Tektro MD-C550
ZAVORNE ROČICE	Shimano Sora
VERIŽNIK	Shimano CH-HG400, 11x34
VERIGA	KMC X9 with Missing Link
GONILKE Z VERIŽNIKI	FSA Vero Pro, 32/48
BOTTOM BRACKET	FSA MegaExo, press fit
OBROČNIKI	
OBROČI	Giant S-X2 Disc wheelset
PESTA	Giant S-X2 Disc wheelset
NAPERE	Giant S-X2 Disc wheelset
PLAŠČI	Giant CrossCut AT 2, 700x38c, tubeless
DODATKI	tubeless prepared

## ZNAČILNOSTI

- Okvir: ALUXX Grade Aluminum
- Vilice: full composite, OverDrive steerer, disc
- Prestavne ročice: Shimano Sora
- Gonilke z verižniki: FSA Vero Pro, 32/48
- Barve: Eclipse

## GEOMETRIJA

OKVIR	XS	S	M	L
Dolžina sedežne cevi (mm)	390	420	465	500
Kot sedežne cevi	75,0°	75,0°	74,5°	74,5°
Top Tube Length (mm)	515	525	535	550
Višina glave okvirja (mm)	95	125	155	180
Krmlin i kot	70,5°	70,5°	71,0°	71,0°
Zamik vpetja osi (mm)	50	50	50	50
Trail (mm)	75,9	75,9	72,5	72,5
Medosna razdalja (mm)	1013	1020	1022	1039
Dolžina cevi ob verigi (mm)	430	430	430	430
Bottom Bracket Drop (mm)	80	80	80	80
Oddaljenost zgornje cevi od gonilne osi (mm)	530	558	588	612
StackToHandlebar (mm)	593	623	655	678
Doseg (mm)	378	376	372	380
ReachToHandlebar (mm)	429	437	443	452
Višina zgornje cevi (mm)	678	706	744	774
Širina krmila (mm)	400	400	420	420
Dolžina opore krmila (mm)	70	80	90	90
Dolžina gonilke (mm)	165	170	172,5	172,5
Velikost obročnikov	700c	700c	700c	700c

Vse navedene specifikacije se lahko spremenijo brez obvestila.



## SPECS

FRAME	
<b>SIZES</b>	XS, S, M, L
<b>COLORS</b>	Dark Eclipse
<b>FRAME</b>	ALUXX-Grade Aluminum
<b>FORK</b>	SR Suntour NCX-D LO AIR 700C, 63mm, disc
<b>SHOCK</b>	N/A
COMPONENTS	
<b>HANDLEBAR</b>	Giant Connect XC, 31.8
<b>STEM</b>	Giant Contact
<b>SEATPOST</b>	Giant D-Fuse, alloy
<b>SADDLE</b>	Liv Sport Comfort
<b>PEDALS</b>	platform
DRIVETRAIN	
<b>SHIFTERS</b>	Shimano Deore
<b>FRONT DERAILLEUR</b>	Shimano Deore
<b>REAR DERAILLEUR</b>	Shimano Deore
<b>BRAKES</b>	Shimano BL-MT201, hydraulic disc
<b>BRAKE LEVERS</b>	Shimano MT201
<b>CASSETTE</b>	Shimano CSM-4100, 11x42
<b>CHAIN</b>	KMC X10 with Missing Link
<b>CRANKSET</b>	forged alloy, 30/46
<b>BOTTOM BRACKET</b>	sealed cartridge
WHEELS	
<b>RIMS</b>	Giant GX Disc
<b>HUBS</b>	alloy, 28h
<b>SPOKES</b>	stainless, 14g
<b>TIRES</b>	Giant CrossCut Metro, 700x38c, puncture protect

## FEATURES

- Frame: ALUXX-Grade Aluminum
- Fork: SR Suntour NCX-D LO AIR 700C, 63mm, disc
- Shifters: Shimano Deore
- Crankset: forged alloy, 30/46
- Colors: Dark Eclipse

## GEOMETRY

FRAME	XS	S	M	L
Seat Tube Length (mm)	380	420	460	500
Seat Tube Angle	74.0°	73.5°	73.0°	73.0°
Top Tube Length (mm)	550	570	590	610
Head Tube Length (mm)	110	120	135	150
Head Tube Angle	70.5°	70.5°	70.5°	70.5°
Fork Rake (mm)	42	42	42	42
Trail (mm)	85.1	85.1	85.1	85.1
Wheelbase (mm)	1059	1074	1089	1109
Chain Stay Length (mm)	450	450	450	450
Bottom Bracket Drop (mm)	62	62	62	62
Stack (mm)	601	611	625	639
Reach (mm)	378	389	399	415
Stand Over Height (mm)	679	691	708	738
Handlebar Width (mm)	640	640	680	680
Stem Length (mm)	70	80	80	90
Crank Length (mm)	165	170	170	175
Wheel Size	700C	700C	700C	700C

*The specifications, colors, and availability of the products can be subjects to alter without prior notification. For availability and prices, please contact the retailers in your city / country.*





## SPECS

FRAME	
SIZES	XS, S, M, L
COLORS	Eclipse, Desert Sage
FRAME	ALUXX-Grade Aluminum
FORK	SR Suntour NEX HLO 700C, 63mm, disc
SHOCK	N/A
COMPONENTS	
HANDLEBAR	Giant Sport XC, 31.8
STEM	Giant Sport
SEATPOST	Giant D-Fuse, alloy
SADDLE	Liv Sport Comfort
PEDALS	platform
DRIVETRAIN	
SHIFTERS	Shimano Altus
FRONT DERAILLEUR	Shimano Acera
REAR DERAILLEUR	Shimano Alivio
BRAKES	Tektro HD-M276, hydraulic disc
BRAKE LEVERS	Tektro
CASSETTE	Shimano CS-HG200, 11x36
CHAIN	KMC X9 with Missing Link
CRANKSET	forged alloy, 30/46
BOTTOM BRACKET	sealed cartridge
WHEELS	
RIMS	Giant GX Disc
HUBS	alloy, 28h
SPOKES	stainless, 14g
TIRES	Giant CrossCut, 700x42c, puncture protect

## FEATURES

- Frame: ALUXX-Grade Aluminum
- Fork: SR Suntour NEX HLO 700C, 63mm, disc
- Shifters: Shimano Altus
- Crankset: forged alloy, 30/46
- Colors: Eclipse, Desert Sage

## GEOMETRY

FRAME	XS	S	M	L
Seat Tube Length (mm)	380	420	460	500
Seat Tube Angle	74.0°	73.5°	73.0°	73.0°
Top Tube Length (mm)	550	570	590	610
Head Tube Length (mm)	110	120	135	150
Head Tube Angle	70.5°	70.5°	70.5°	70.5°
Fork Rake (mm)	42	42	42	42
Trail (mm)	85.1	85.1	85.1	85.1
Wheelbase (mm)	1059	1074	1089	1109
Chain Stay Length (mm)	450	450	450	450
Bottom Bracket Drop (mm)	62	62	62	62
Stack (mm)	601	611	625	639
Reach (mm)	378	389	399	415
Stand Over Height (mm)	589	606	619	629
Handlebar Width (mm)	640	640	680	680
Stem Length (mm)	70	80	80	90
Crank Length (mm)	165	170	170	175
Wheel Size	700C	700C	700C	700C

*The specifications, colors, and availability of the products can be subjects to alter without prior notification. For availability and prices, please contact the retailers in your city / country.*



## SPECS

FRAME	
SIZES	XS, S, M, L
COLORS	Eclipse
FRAME	ALUXX-Grade Aluminum
FORK	SR Suntour NEX HLO 700C, 63mm, disc
SHOCK	N/A
COMPONENTS	
HANDLEBAR	Giant Sport XC, 31.8
STEM	Giant Sport
SEATPOST	Giant D-Fuse, alloy
SADDLE	Liv Sport Comfort
PEDALS	platform
DRIVETRAIN	
SHIFTERS	Shimano Altus
FRONT DERAILLEUR	Shimano Acera
REAR DERAILLEUR	Shimano Alivio
BRAKES	Tektro HD-M276, hydraulic disc
BRAKE LEVERS	Tektro
CASSETTE	Shimano HG200, 11x36
CHAIN	KMC X9 with Missing Link
CRANKSET	forged alloy, 30/46
BOTTOM BRACKET	sealed cartridge
WHEELS	
RIMS	Giant GX Disc
HUBS	alloy, 28h
SPOKES	stainless, 14g
TIRES	Giant CrossCut, 700x42c, puncture protect

## FEATURES

- Frame: ALUXX-Grade Aluminum
- Fork: SR Suntour NEX HLO 700C, 63mm, disc
- Shifters: Shimano Altus
- Crankset: forged alloy, 30/46
- Colors: Eclipse

## GEOMETRY

FRAME	XS	S	M	L
Seat Tube Length (mm)	380	420	460	500
Seat Tube Angle	74.0°	73.5°	73.0°	73.0°
Top Tube Length (mm)	550	570	590	610
Head Tube Length (mm)	110	120	135	150
Head Tube Angle	70.5°	70.5°	70.5°	70.5°
Fork Rake (mm)	42	42	42	42
Trail (mm)	85.1	85.1	85.1	85.1
Wheelbase (mm)	1059	1074	1089	1109
Chain Stay Length (mm)	450	450	450	450
Bottom Bracket Drop (mm)	62	62	62	62
Stack (mm)	601	611	625	639
Reach (mm)	378	389	399	415
Stand Over Height (mm)	589	606	619	629
Handlebar Width (mm)	640	640	680	680
Stem Length (mm)	70	80	80	90
Crank Length (mm)	165	170	170	175
Wheel Size	700C	700C	700C	700C

*The specifications, colors, and availability of the products can be subjects to alter without prior notification. For availability and prices, please contact the retailers in your city / country.*



## SPECS

FRAME	
SIZES	XS, S, M, L
COLORS	Ocean Cube, Red Wine
FRAME	ALUXX-Grade Aluminum
FORK	SR Suntour NEX HLO 700C, 63mm, disc
SHOCK	N/A
COMPONENTS	
HANDLEBAR	Giant Sport XC, 31.8
STEM	Giant Sport
SEATPOST	Giant D-Fuse, alloy
SADDLE	Liv Sport Comfort
PEDALS	platform
DRIVETRAIN	
SHIFTERS	Shimano FD-M315
FRONT DERAILLEUR	Shimano FD-TY710
REAR DERAILLEUR	Shimano Acera
BRAKES	Tektro HD-M276, hydraulic disc
BRAKE LEVERS	Tektro
CASSETTE	Shimano CS-HG31, 11x34
CHAIN	KMC Z8.3
CRANKSET	forged alloy, 30/46
BOTTOM BRACKET	sealed cartridge
WHEELS	
RIMS	Giant GX Disc
HUBS	alloy, 28h
SPOKES	stainless, 14g
TIRES	Giant CrossCut, 700x42c, puncture protect

## FEATURES

- Frame: ALUXX-Grade Aluminum
- Fork: SR Suntour NEX HLO 700C, 63mm, disc
- Shifters: Shimano FD-M315
- Crankset: forged alloy, 30/46
- Colors: Ocean Cube, Red Wine

## GEOMETRY

FRAME	XS	S	M	L
Seat Tube Length (mm)	380	420	460	500
Seat Tube Angle	74.0°	73.5°	73.0°	73.0°
Top Tube Length (mm)	550	570	590	610
Head Tube Length (mm)	110	120	135	150
Head Tube Angle	70.5°	70.5°	70.5°	70.5°
Fork Rake (mm)	42	42	42	42
Trail (mm)	85.1	85.1	85.1	85.1
Wheelbase (mm)	1059	1074	1089	1109
Chain Stay Length (mm)	450	450	450	450
Bottom Bracket Drop (mm)	62	62	62	62
Stack (mm)	601	611	625	639
Reach (mm)	378	389	399	415
Stand Over Height (mm)	679	691	708	738
Handlebar Width (mm)	640	640	680	680
Stem Length (mm)	70	80	80	90
Crank Length (mm)	165	170	170	175
Wheel Size	700C	700C	700C	700C

The specifications, colors, and availability of the products can be subjects to alter without prior notification. For availability and prices, please contact the retailers in your city / country.





## SPECS

FRAME	
<b>SIZES</b>	XS, S, M, L
<b>COLORS</b>	Blue Ashes, Midnight
<b>FRAME</b>	ALUXX-Grade Aluminum
<b>FORK</b>	SR Suntour NEX 700C, 63mm, disc
<b>SHOCK</b>	N/A
COMPONENTS	
<b>HANDLEBAR</b>	Giant Sport XC, 25.4
<b>STEM</b>	Giant Sport
<b>SEATPOST</b>	Giant D-Fuse, alloy
<b>SADDLE</b>	Liv Sport Comfort
<b>PEDALS</b>	platform
DRIVETRAIN	
<b>SHIFTERS</b>	Shimano Altus
<b>FRONT DERAILLEUR</b>	Shimano Tourney
<b>REAR DERAILLEUR</b>	Shimano Altus
<b>BRAKES</b>	Tektro HD-M276, hydraulic disc
<b>BRAKE LEVERS</b>	Tektro
<b>CASSETTE</b>	MF-TZ500, 14x34
<b>CHAIN</b>	KMC Z7
<b>CRANKSET</b>	forged alloy, 28/38/48
<b>BOTTOM BRACKET</b>	sealed cartridge
WHEELS	
<b>RIMS</b>	Giant GX Disc
<b>HUBS</b>	alloy, 32h
<b>SPOKES</b>	stainless, 14g
<b>TIRES</b>	Giant CrossCut, 700x42c, puncture protect

## FEATURES

- Frame: ALUXX-Grade Aluminum
- Fork: SR Suntour NEX 700C, 63mm, disc
- Shifters: Shimano Altus
- Crankset: forged alloy, 28/38/48
- Colors: Blue Ashes, Midnight

## GEOMETRY

FRAME	XS	S	M	L
Seat Tube Length (mm)	380	420	460	500
Seat Tube Angle	74.0°	73.5°	73.0°	73.0°
Top Tube Length (mm)	550	570	590	610
Head Tube Length (mm)	110	120	135	150
Head Tube Angle	70.5°	70.5°	70.5°	70.5°
Fork Rake (mm)	42	42	42	42
Trail (mm)	85.1	85.1	85.1	85.1
Wheelbase (mm)	1059	1074	1089	1109
Chain Stay Length (mm)	450	450	450	450
Bottom Bracket Drop (mm)	62	62	62	62
Stack (mm)	601	611	625	639
Reach (mm)	378	389	399	415
Stand Over Height (mm)	589	606	619	629
Handlebar Width (mm)	640	640	680	680
Stem Length (mm)	70	80	80	90
Crank Length (mm)	165	170	170	175
Wheel Size	700C	700C	700C	700C

*The specifications, colors, and availability of the products can be subjects to alter without prior notification. For availability and prices, please contact the retailers in your city / country.*



## SPECS

FRAME	
SIZES	XS, S, M, L
COLORS	Midnight, Blue Ashes
FRAME	ALUXX-Grade Aluminum
FORK	SR Suntour NEX 700C, 63mm, disc
SHOCK	N/A
COMPONENTS	
HANDLEBAR	Giant Sport XC, 25.4
STEM	Giant Sport
SEATPOST	Giant D-Fuse, alloy
SADDLE	Liv Sport Comfort
PEDALS	platform
DRIVETRAIN	
SHIFTERS	Shimano Altus
FRONT DERAILLEUR	Shimano Altus
REAR DERAILLEUR	Shimano Altus
BRAKES	Tektro TKB 172
BRAKE LEVERS	Tektro
CASSETTE	CS-HG200, 12x32
CHAIN	KMC Z7
CRANKSET	forged alloy, 28/44
BOTTOM BRACKET	sealed cartridge
WHEELS	
RIMS	Giant GX Disc
HUBS	alloy, 32h
SPOKES	stainless, 14g
TIRES	Giant CrossCut, 700x42c, puncture protect

## FEATURES

- Frame: ALUXX-Grade Aluminum
- Fork: SR Suntour NEX 700C, 63mm, disc
- Shifters: Shimano Altus
- Crankset: forged alloy, 28/44
- Colors: Midnight, Blue Ashes

## GEOMETRY

FRAME	XS	S	M	L
Seat Tube Length (mm)	380	420	460	500
Seat Tube Angle	74.0°	73.5°	73.0°	73.0°
Top Tube Length (mm)	550	570	590	610
Head Tube Length (mm)	110	120	135	150
Head Tube Angle	70.5°	70.5°	70.5°	70.5°
Fork Rake (mm)	42	42	42	42
Trail (mm)	85.1	85.1	85.1	85.1
Wheelbase (mm)	1059	1074	1089	1109
Chain Stay Length (mm)	450	450	450	450
Bottom Bracket Drop (mm)	62	62	62	62
Stack (mm)	601	611	625	639
Reach (mm)	378	389	399	415
Stand Over Height (mm)	589	606	619	629
Handlebar Width (mm)	640	640	680	680
Stem Length (mm)	70	80	80	90
Crank Length (mm)	165	170	170	175
Wheel Size	700C	700C	700C	700C

*The specifications, colors, and availability of the products can be subjects to alter without prior notification. For availability and prices, please contact the retailers in your city / country.*



## SPECS

FRAME	
SIZES	XS, S, M, L
COLORS	Ocean Storm
FRAME	ALUXX-Grade Aluminum
FORK	SR Suntour NEX HLO 700C, 63mm
SHOCK	N/A
COMPONENTS	
HANDLEBAR	Giant Sport, 31.8
STEM	Giant Sport
SEATPOST	Giant Contact
SADDLE	Liv Sport Comfort
PEDALS	platform
DRIVETRAIN	
SHIFTERS	Shimano Altus
FRONT DERAILLEUR	Shimano Acera
REAR DERAILLEUR	Shimano Alivio
BRAKES	Tektro HD-M276, hydraulic disc
BRAKE LEVERS	Tektro
CASSETTE	Shimano HG200, 11x36
CHAIN	KMC X9 with Missing Link
CRANKSET	forged alloy, 30/46
BOTTOM BRACKET	sealed cartridge
WHEELS	
RIMS	Giant GX Disc
HUBS	alloy, 32h
SPOKES	stainless, 14g
TIRES	Giant CrossCut, 700x42c, puncture protect
EXTRAS	kickstand, fenders, light

## FEATURES

- Frame: ALUXX-Grade Aluminum
- Fork: SR Suntour NEX HLO 700C, 63mm
- Shifters: Shimano Altus
- Crankset: forged alloy, 30/46
- Colors: Ocean Storm

## GEOMETRY

FRAME	XS	S	M	L
Seat Tube Length (mm)	380	420	460	500
Seat Tube Angle	74.0°	73.5°	73.0°	73.0°
Top Tube Length (mm)	550	570	590	610
Head Tube Length (mm)	110	120	135	150
Head Tube Angle	70.5°	70.5°	70.5°	70.5°
Fork Rake (mm)	42	42	42	42
Trail (mm)	85.1	85.1	85.1	85.1
Wheelbase (mm)	1059	1074	1089	1109
Chain Stay Length (mm)	450	450	450	450
Bottom Bracket Drop (mm)	62	62	62	62
Stack (mm)	601	611	625	639
Reach (mm)	378	389	399	415
Stand Over Height (mm)	679	691	708	738
Handlebar Width (mm)	640	640	680	680
Stem Length (mm)	70	80	80	90
Crank Length (mm)	165	170	170	175
Wheel Size	700C	700C	700C	700C

*The specifications, colors, and availability of the products can be subjects to alter without prior notification. For availability and prices, please contact the retailers in your city / country.*









# E-BIKE

Let Liv E-bikes series open up new cycling experiences for you. Whether you dream to keep up with a faster crowd, pedal your way into town, explore more miles of trails, or return to cycling after an injury, the Liv E-bike series is there to take you for the ride.

Vall E+ Pro 29er / Vall E+ Pro	108
Vall E+ 29er / Vall E+	109
Embolden E+ 1 29er / Embolden E+ 1	110
Embolden E+ 2 29er / Embolden E+ 2	111
Embolden E+ EX 29er / Embolden E+ EX	112
Intrigue X E+ 1 Pro 29er / Intrigue X E+ 1 Pro	113
Intrigue X E+ 2 Pro 29er / Intrigue X E+ 2 Pro	114
Intrigue X E+ 3 Pro 29er / Intrigue X E+ 3 Pro	115
Amiti E+ 1	116
Amiti E+ 2	117
Amiti E+ 3	118
Thrive E+ 1 Pro	119
Thrive E+ 2 Pro	120
Thrive E+ EX Pro	121
Tempt E+ 1 29er / Tempt E+ 1	122
Tempt E+ 2 29er / Tempt E+ 2	123
Rove E+	124



# E-bikes

Expand your experiences, explore new horizons  
and allow a Liv E-bike to empower you with the confidence  
and ability to ride into new adventures.



## Thrive E+

THRIVE BY GOING  
FASTER

You've been wanting a road bike and you're excited to keep up with your friends. Thrive E+ brings your fitness goals to life; it gives you the boost you need to get those miles in.



## Amiti E+

REIMAGINE THE  
POSSIBLE

Take control of your lifestyle and rediscover your sense of adventure with reliable comfort that takes you through the city and beyond.





## Intrigue X E+

SUPERCHARGED THRILLS

You love to shred, but when life gets packed, you can still get to the top fast.



## Embolden E+

FULLY CHARGED FUN

You want to mountain bike and make the most of your time on the trails. Even when life feels busy you seek outdoor solace and freedom.



## Vall E+

EXPLORE BEYOND BOUNDARIES

Epic rides are now within reach — access the mountainous adventures of your dreams.







## SPECIFIKACIJE

HIBRIDNA GONILNA TEHNOLOGIJA	
MOTOR	Giant SyncDrive Pro
PRIKAZOVALNIK	Giant RideControl EVO
BATERIJA	Giant EnergyPak Smart 625, 36V Integrated Lithium-Ion
OKVIR	
VELIKOSTI	XS, S, M, L (XS-S: 27.5", M-L: 29")
BARVE	Dark Iridescent
OKVIR	ALUXX SL-Grade Aluminum, Overdrive 1½ - 1¼ inch headtube, 148x12mm Thru-Axle, integrated KS18 kickstand mount
VILICE	SR Suntour Raidon 34 Boost Air LOR 27.5 / 29 120mm travel, Tapered 1½ - 1¼" steerer, lockout (XS-S: 27.5", M-L: 29")
KOMPONENTE	
KRMILO	Giant Connect TR Riser 31.8x690-750mm (XS-S: 690 / M-L: 750)
OPORA KRMILA	Giant Contact
OPORA SEDEŽA	Giant 30.9mm, 2-bolt Micro Adjustable, Forged Aluminium
SEDEŽ	Liv Sport
PEDALA	Aluminium Platform
POGON	
PRESTAVNE ROČICE	Shimano Deore
PREDNJI MENJALNIK	chainguide
ZADNJI MENJALNIK	Shimano Deore, 11-Speed, Shadow+
ZAVORE	Shimano BR-MT200, hydraulic disc, 180mm
ZAVORNE ROČICE	Shimano BL-MT200
VERIŽNIK	Shimano CS-M5100 11-51T 11-Speed
VERIGA	KMC e11 Sport EPT E-bike optimized
GONILKE Z VERIŽNIKI	Praxis Wavetm 36T Cold Forged 4130 premium steel Praxis e-Cadet+ custom forged crankarm set
OBROČNIKI	
OBROČI	Giant XCT 29 Tubeless Ready 25mm e-bike optimized
PESTA	Giant eTracker Boost, Sealed cartridge bearing, 6-bolt, [F] 110x15 [R] 148x12mm Thru-axle
NAPERE	Stainless steel
PLAŠČI	Maxxis DHF 29x2.5 / 27.5x 2.5 WT Foldable 60TPI TLR EXO [F] Maxxis Aggressor 29x2.5 / 27.5x 2.5 WT Foldable 60TPI TLR EXO [R] (XS-S: 27.5", M-L: 29")
DODATKI	Giant EnergyPak 6A Smart charger Giant EnergyPak Plus range extender compatible

## ZNAČILNOSTI

- Okvir: ALUXX SL-Grade Aluminum, Overdrive 1½ - 1¼ inch headtube, 148x12mm Thru-Axle, integrated KS18 kickstand mount
- Vilice: SR Suntour Raidon 34 Boost Air LOR 27.5 / 29 120mm travel, Tapered 1½ - 1¼" steerer, lockout (XS-S: 27.5", M-L: 29")
- Prestavne ročice: Shimano Deore
- Gonilke z verižniki: Praxis Wavetm 36T Cold Forged 4130 premium steel Praxis e-Cadet+ custom forged crankarm set
- Barve: Dark Iridescent

## GEOMETRIJA

OKVIR	XS	S	M	L
Dolžina sedežne cevi (mm)	365	405	445	485
Kot sedežne cevi	74,0°	73,5°	73,0°	73,0°
Top Tube Length (mm)	560	565	595	615
Višina glave okvirja (mm)	110	115	105	115
Krmični kot	68,0°	68,0°	68,0°	68,0°
Zamik vpetja osi (mm)	42	42	46	46
Trail (mm)	103,8	103,8	99,5	99,5
Medosna razdalja (mm)	1130	1130	1161	1182
Dolžina cevi ob verigi (mm)	475	475	475	475
Bottom Bracket Drop (mm)	50	50	45	45
Oddaljenost zgornje cevi od gonilne osi (mm)	621	626	625	634
Doseg (mm)	382	380	404	421
Višina zgornje cevi (mm)	681	704	749	777
Širina krmila (mm)	690	690	750	750
Dolžina opore krmila (mm)	40	50	50	60
Dolžina gonilke (mm)	165	165	170	170
Velikost obročnikov	27.5+	27.5+	29"	29"

Vse navedene specifikacije se lahko spremenijo brez obvestila.





## SPECIFIKACIJE

HIBRIDNA GONILNA TEHNOLOGIJA	
<b>MOTOR</b>	Giant SyncDrive Sport
<b>PRIKAZOVALNIK</b>	Giant RideControl Plus
<b>BATERIJA</b>	Giant EnergyPak Smart 500, 36V Integrated Lithium-Ion
OKVIR	
<b>VELIKOSTI</b>	XS, S, M, L (XS-S: 27.5", M-L: 29")
<b>BARVE</b>	Echeveria
<b>OKVIR</b>	ALUXX SL-Grade Aluminum, Overdrive 1½ - 1⅝ inch headtube, 141mm Boost QR, integrated KS18 kickstand mount
<b>VILICE</b>	SR Suntour XCR 32 Boost Coil LOR 27.5 / 29 120mm travel, Tapered 1½ - 1⅝ inch steerer, lockout (XS-S: 27.5", M-L: 29")
KOMPONENTE	
<b>KRMILO</b>	Giant Connect TR Riser 31.8x690-750mm (XS-S: 690 / M-L: 750)
<b>OPORA KRMILA</b>	Giant Contact
<b>OPORA SEDEŽA</b>	Giant 30.9mm, 2-bolt Micro Adjustable, Forged Aluminium
<b>SEDEŽ</b>	Liv Sport
<b>PEDALA</b>	Aluminium Platform
POGON	
<b>PRESTAVNE ROČICE</b>	Shimano Deore
<b>PREDNJI MENJALNIK</b>	chainguide
<b>ZADNJI MENJALNIK</b>	Shimano Deore, 10-Speed, Shadow+
<b>ZAVORE</b>	Shimano BR-MT200, hydraulic disc, 180mm
<b>ZAVORNE ROČICE</b>	Shimano BL-MT200
<b>VERIŽNIK</b>	Shimano CS-M4100-10 11-46T 10-Speed
<b>VERIGA</b>	KMC e.10 Sport, E-bike optimized
<b>GONILKE Z VERIŽNIKI</b>	Forged Alloy minimal Q-factor, 36T Steel Direct Mount
OBROČNIKI	
<b>OBROČI</b>	Giant XCT 29 Tubeless Ready 25mm e-bike optimized Giant AM 27.5, Tubeless ready, 30mm inner width, e-bike optimized (XS-S: 27.5, M-L: 29er)
<b>PESTA</b>	Giant eTracker Sport, [F] 15mm Thru-Axle [R] 141mm QR, e-bike optimized
<b>NAPERE</b>	Stainless steel
<b>PLAŠČI</b>	Maxxis Rekon 29x2.4 / 27.5x2.4, Foldable, EXO, Tubeless Ready (XS-S: 27.5", M-L: 29")
<b>DODATKI</b>	Giant EnergyPak 6A Smart charger Giant EnergyPak Plus range extender compatible

## ZNAČILNOSTI

- Okvir: ALUXX SL-Grade Aluminum, Overdrive 1½ - 1⅝ inch headtube, 141mm Boost QR, integrated KS18 kickstand mount
- Vilice: SR Suntour XCR 32 Boost Coil LOR 27.5 / 29 120mm travel, Tapered 1½ - 1⅝ inch steerer, lockout (XS-S: 27.5", M-L: 29")
- Prestavne ročice: Shimano Deore
- Gonilke z verižniki: Forged Alloy minimal Q-factor, 36T Steel Direct Mount
- Barve: Echeveria

## GEOMETRIJA

OKVIR	XS	S	M	L
Dolžina sedežne cevi (mm)	365	405	445	485
Kot sedežne cevi	74,0°	73,5°	73,0°	73,0°
Top Tube Length (mm)	560	565	595	615
Višina glave okvirja (mm)	110	115	105	115
Krmlini kot	68,0°	68,0°	68,0°	68,0°
Zamik vpetja osi (mm)	42	42	46	46
Trail (mm)	103,8	103,8	99,5	99,5
Medosna razdalja (mm)	1130	1130	1161	1182
Dolžina cevi ob verigi (mm)	475	475	475	475
Bottom Bracket Drop (mm)	50	50	45	45
Oddaljenost zgornje cevi od gonilne osi (mm)	621	626	625	634
Doseg (mm)	382	380	404	421
Višina zgornje cevi (mm)	680	710	750	755
Širina krmila (mm)	690	690	750	750
Dolžina opore krmila (mm)	40	50	50	60
Dolžina gonilke (mm)	165	165	170	170
Velikost obročnikov	27.5+	27.5+	29"	29"

Vse navedene specifikacije se lahko spremenijo brez obvestila.



## SPECIFIKACIJE

HIBRIDNA GONILNA TEHNOLOGIJA	
MOTOR	Giant SyncDrive Sport
PRIKAZOVALNIK	Giant RideControl Plus (optional)
BATERIJA	Giant EnergyPak Smart 625, 36V Integrated Lithium-Ion
OKVIR	
VELIKOSTI	XS, S, M, L (XS-S: 27.5", M-L: 29")
BARVE	Rosewood
OKVIR	ALUXX SL-Grade Aluminum, 120mm FlexPoint Suspension System
VILICE	RockShox Recon Silver RL, 130mm travel, Lockout, 110x15mm Boost, Maxle Stealth, e-MTB optimized
AMORTIZER	RockShox Monarch RT, High Volume, 184x44mm, custom tuned
KOMPONENTE	
KRMILO	Giant Connect TR Riser 31.8x750-780mm (XS-S: 750 / M-L: 780)
OPORA KRMILA	Giant Contact
OPORA SEDEŽA	Giant Contact Switch, dropper, 30,9mm
SEDEŽ	Liv Contact Upright
PEDALA	Flatpedal
POGON	
PRESTAVNE ROČICE	SRAM SX Eagle 12-speed
PREDNJI MENJALNIK	-
ZADNJI MENJALNIK	SRAM SX Eagle 12-speed
ZAVORE	Shimano MT420, 4-piston, hydraulic disc, 203mm
ZAVORNE ROČICE	Shimano MT401
VERIŽNIK	SRAM PG-1210, 11-50T, 12-Speed
VERIGA	KMC e.12 Turbo, EcoProteq, e-bike optimized
GONILKE Z VERIŽNIKI	SRAM X-Sync Eagle 38T 104BCD chainring Forged Alloy minimal Q-factor, 38T Steel Direct Mount ring (XS/S:160, M/L:165)
BOTTOM BRACKET	N/A
OBROČNIKI	
OBROČI	Giant XCT 29 Tubeless Ready 25mm e-bike optimized
PESTA	Giant eTracker Sport, [F] 15mm Thru-Axle [R] 141mm QR
NAPERE	Stainless Steel
PLAŠČI	Maxxis Rekon 29x2.4 / 27.5x2.4 Foldable, 60TPI, EXO, Tubeless Ready (XS-S: 27.5", M-L: 29")
DODATKI	Giant EnergyPak 6A Smart charger

## ZNAČILNOSTI

- Okvir: ALUXX SL-Grade Aluminum, 120mm FlexPoint Suspension System
- Vilice: RockShox Recon Silver RL, 130mm travel, Lockout, 110x15mm Boost, Maxle Stealth, e-MTB optimized
- Prestavne ročice: SRAM SX Eagle 12-speed
- Gonilke z verižniki: SRAM X-Sync Eagle 38T 104BCD chainring Forged Alloy minimal Q-factor, 38T Steel Direct Mount ring (XS/S:160, M/L:165)
- Barve: Rosewood

## GEOMETRIJA

OKVIR	XS	S	M	L
Dolžina sedežne cevi (mm)	380	406	445	490
Kot sedežne cevi	74,0°	74,0°	74,0°	74,0°
Top Tube Length (mm)	565	580	595	610
Višina glave okvirja (mm)	100	100	110	120
Krmlni kot	67,5°	67,5°	67,5°	67,5°
Zamik vpetja osi (mm)	46	46	46	46
Trail (mm)	103,5	103,5	103,5	103,5
Medosna razdalja (mm)	1157	1172	1188	1204
Dolžina cevi ob verigi (mm)	475	475	475	475
Bottom Bracket Drop (mm)	20	20	20	20
Od daljenost zgornje cevi od gonilne osi (mm)	594	594	603	612
Doseg (mm)	395	410	422	434
Višina zgornje cevi (mm)	710	738	765	786
Širina krmila (mm)	750	750	780	780
Dolžina opore krmila (mm)	40	40	50	60
Dolžina gonilke (mm)	160	165	165	170
Velikost obročnikov	27,5+	29"	29"	29"

Vse navedene specifikacije se lahko spremenijo brez obvestila.

# EMBOLDEN E+ 2 29ER / EMBOLDEN E+ 2

E-BIKE

111



## SPECIFIKACIJE

HIBRIDNA GONILNA TEHNOLOGIJA	
MOTOR	Giant SyncDrive Sport
PRIKAZOVALNIK	Giant RideControl Plus (optional)
BATERIJA	Giant EnergyPak Smart 500, 36V Integrated Lithium-Ion
OKVIR	
VELIKOSTI	XS, S, M, L (XS-S: 27.5", M-L: 29")
BARVE	Ocean Storm
OKVIR	ALUXX SL-Grade Aluminum, 120mm FlexPoint Suspension System
VILICE	SR Suntour XCR 34 Air LO-R, 130mm travel, tapered steerer, Lockout, 110x15 Quick-Loc thru-axle
AMORTIZER	RockShox Monarch R, High Volume, 184x44mm, custom tuned
KOMPONENTE	
KRMILO	Giant Connect TR Riser 31.8x750-780mm (XS-S: 750 / M-L: 780)
OPORA KRMILA	Giant Contact
OPORA SEDEŽA	Giant 30.9mm, 2-bolt Micro Adjustable, Forged Aluminium
SEDEŽ	Liv Contact Upright
PEDALA	Flatpedal
POGON	
PRESTAVNE ROČICE	Shimano Deore
PREDNJI MENJALNIK	-
ZADNJI MENJALNIK	Shimano Deore, 10-Speed, Shadow+
ZAVORE	Tektro HD-M745 Orion, 4-piston, hydraulic disc, 203mm
ZAVORNE ROČICE	Tektro HD-M745 Orion
VERIŽNIK	Shimano CS-M4100-10, 11-46T, 10-Speed
VERIGA	KMC e.10 Sport, e-bike optimized
GONILKE Z VERIŽNIKI	Forged Alloy minimal Q-factor, 36T Steel Direct Mount ring (XS/S:160, M/L:165)
BOTTOM BRACKET	N/A
OBROČNIKI	
OBROČI	Giant XCT 29 Tubeless Ready 25mm e-bike optimized
PESTA	Giant eTracker Sport, [F] 15mm Thru-Axle [R] 141mm QR
NAPERE	Stainless Steel
PLAŠČI	Maxxis Rekon 29x2.4/ 27.5x2.4 Foldable, 60TP, EXO, Tubeless Ready (XS-S: 27.5", M-L: 29")
DODATKI	Giant EnergyPak 6A Smart charger

## ZNAČILNOSTI

- Okvir: ALUXX SL-Grade Aluminum, 120mm FlexPoint Suspension System
- Vilice: SR Suntour XCR 34 Air LO-R, 130mm travel, tapered steerer, Lockout, 110x15 Quick-Loc thru-axle
- Prestavne ročice: Shimano Deore
- Gonilke z verižniki: Forged Alloy minimal Q-factor, 36T Steel Direct Mount ring (XS/S:160, M/L:165)
- Barve: Ocean Storm

## GEOMETRIJA

OKVIR	XS	S	M	L
Dolžina sedežne cevi (mm)	380	406	445	490
Kot sedežne cevi	74,0°	74,0°	74,0°	74,0°
Top Tube Length (mm)	565	580	595	610
Višina glave okvirja (mm)	100	100	110	120
Krmlini kot	67,5°	67,5°	67,5°	67,5°
Zamik vpetja osi (mm)	46	46	46	46
Trail (mm)	103,5	103,5	103,5	103,5
Medosna razdalja (mm)	1157	1172	1188	1204
Dolžina cevi ob verigi (mm)	475	475	475	475
Bottom Bracket Drop (mm)	20	20	20	20
Oddaljenost zgornje cevi od gonilne osi (mm)	594	594	603	612
Doseg (mm)	395	410	422	434
Višina zgornje cevi (mm)	710	738	765	786
Širina krmila (mm)	750	750	780	780
Dolžina opore krmila (mm)	40	40	50	60
Dolžina gonilke (mm)	160	165	165	170
Velikost obročnikov	27.5+	29"	29"	29"

Vse navedene specifikacije se lahko spremenijo brez obvestila.



## SPECS

HYBRID CYCLING TECHNOLOGY	
MOTOR	Giant SyncDrive Sport
BATTERY	Giant EnergyPak Smart 500, 36V Integrated Lithium-Ion
FRAME	
SIZES	XS, S, M, L (XS-S: 27.5", M-L: 29")
COLORS	Grayish Blue/Black
FRAME	ALUXX SL-Grade Aluminum, 120mm FlexPoint Suspension System
FORK	SR Suntour XCR 34 Air LO-R, 130mm travel, tapered steerer, Lockout, 110x15 Quick-Loc thru-axle
SHOCK	RockShox Monarch R, High Volume, 184x44mm, custom tuned
COMPONENTS	
HANDLEBAR	Giant Connect TR Riser 31.8x750-780mm (XS-S: 750 / M-L: 780)
STEM	Giant Contact
SEATPOST	Giant 30.9mm, 2-bolt Micro Adjustable, Forged Aluminium
SADDLE	Liv Contact Upright
PEDALS	Flatpedal
DRIVETRAIN	
SHIFTERS	Shimano Deore
FRONT DERAILLEUR	-
REAR DERAILLEUR	Shimano Deore, 10-Speed, Shadow+
BRAKES	Tektro HD-M745 Orion, 4-piston, hydraulic disc, 203mm
BRAKE LEVERS	Tektro HD-M745 Orion
CASSETTE	Shimano CS-M4100-10, 11-46T, 10-Speed
CHAIN	KMC e.10 Sport, e-bike optimized
CRANKSET	Forged Alloy minimal Q-factor, 36T Steel Direct Mount ring (S:160, M/L:165)
BOTTOM BRACKET	N/A
WHEELS	
RIMS	Giant XCT 29 Tubeless Ready 25mm e-bike optimized
HUBS	Giant eTracker Sport, [F] 15mm Thru-Axle [R] 141mm QR
SPOKES	Stainless Steel
TIRES	Maxxis Rekon Race 29x2.25 Foldable, 60TP, EXO, Tubeless Ready (XS-S: 27.5", M-L: 29")
EXTRAS	Giant EnergyPak 6A Smart charger
ACCESSORIES	
LIGHTING	Herrmans H-BLACK MR8
CARRIER	Giant Rack-It MIK

## FEATURES

- Frame: ALUXX SL-Grade Aluminum, 120mm FlexPoint Suspension System
- Fork: SR Suntour XCR 34 Air LO-R, 130mm travel, tapered steerer, Lockout, 110x15 Quick-Loc thru-axle
- Shifters: Shimano Deore
- Crankset: Forged Alloy minimal Q-factor, 36T Steel Direct Mount ring (S:160, M/L:165)
- Colors: Grayish Blue/Black

## GEOMETRY

FRAME	XS	S	M	L
Seat Tube Length (mm)	380	406	445	490
Seat Tube Angle	74.0°	74.0°	74.0°	74.0°
Top Tube Length (mm)	565	580	595	610
Head Tube Length (mm)	100	100	110	120
Head Tube Angle	67.5°	67.5°	67.5°	67.5°
Fork Rake (mm)	46	46	46	46
Trail (mm)	103.5	103.5	103.5	103.5
Wheelbase (mm)	1157	1172	1188	1204
Chain Stay Length (mm)	475	475	475	475
Bottom Bracket Drop (mm)	20	20	20	20
Stack (mm)	594	594	603	612
Reach (mm)	395	410	422	434
Stand Over Height (mm)	710	738	765	786
Handlebar Width (mm)	750	750	780	780
Stem Length (mm)	40	40	50	60
Crank Length (mm)	160	165	165	170
Wheel Size	27.5+	29"	29"	29"

*The specifications, colors, and availability of the products can be subjects to alter without prior notification. For availability and prices, please contact the retailers in your city / country.*

# INTRIGUE X E+ 1 PRO 29ER / INTRIGUE X E+ 1 PRO

E-BIKE

113



## SPECS

HYBRID CYCLING TECHNOLOGY		WHEELS	
<b>Motor</b>	Giant SyncDrive Pro	<b>Rims</b>	Giant e-TR1 29 / 27.5+, Tubeless ready, 30mm inner width
<b>Controls</b>	Giant RideControl Sport remote	<b>Hubs</b>	Giant e-TR1 [F] 110x15 [R] 148x12mm Thru-axle
<b>Display</b>	Giant New RideControl EVO (optional by gear program)	<b>Spokes</b>	Giant e-TR1
<b>Battery</b>	Giant EnergyPak Smart 625, 36V 17.3Ah integrated Lithium-Ion	<b>Tires</b>	Maxxis Assegai 29x2.6" foldable, Tubeless, EXO, 3c MaxxTerra[F] Maxxis Dissector 29x2.6" Foldable, Tubeless, EXO+, 120tpi 3C Compound [R] (XS: 27.5+ / S-L: 29)
FRAME		<b>Extras</b>	Giant EnergyPak Smart 6A charger Tubeless kit (liquid, valves, levers, manual, tool) Inner tube supplied Giant EnergyPak Plus range extender compatible
<b>Frame Sizes</b>	XS, S, M, L (XS: 27.5 / S-L: 29)		
<b>Frame</b>	ALUXX SL-grade Aluminum, Advanced Forged Composite Upper Rocker, 140mm Maestro Suspension System, 'Boost' 148x12QR, ISS, Giant EnergyPak Plus Range Extender Compatible		
<b>Fork</b>	Fox 36 Float Performance Elite, 150mm travel, 44mm offset, FIT4, 3Pos-Adj. Damper, Boost 110x15QR, e-optimized		
<b>Shock</b>	Fox Float DPX2 Performance, EVOL Large Volume sleeve, 3-Pos Lever, 185x52.5mm Trunnion mount		
COMPONENTS			
<b>Handlebar</b>	Giant Contact 35 Trail, 35x760-780mm (XS-S: 760 / M-L: 780)		
<b>Grip</b>	Liv Tactal single lock-on		
<b>Stem</b>	Giant Contact SL 35		
<b>Seatpost</b>	Giant Contact Switch, dropper, 30,9mm (XS-S: 100, M:125, L:150)		
<b>Saddle</b>	Liv Sport Pro		
<b>Pedal</b>	Flatpedal		
DRIVETRAIN			
<b>Shifters</b>	Shimano Deore XT, 12-speed i-spec EV		
<b>Front Derailleur</b>	MRP 1X custom "V3" co-moulded TR chain guide		
<b>Rear Derailleur</b>	Shimano Deore XTR, 12-Speed, Shadow+		
<b>Brakes</b>	Shimano Deore XT, BR-M8120, 4-piston, hydraulic disc, 203mm		
<b>Brake Levers</b>	Shimano Deore XT, BL-M8100 i-spec EV		
<b>Cassette</b>	Shimano CS-M7100-12, 10-51T, 12-Speed		
<b>Chain</b>	KMC e.12 Turbo, EcoProteq, e-bike optimized		
<b>Crankset</b>	Praxis Wavetm 36T Cold Forged 4130 premium steel Praxis e-Cadet+ custom forged crankarm set (XS/S:160, M:165, L:170)		
<b>Bottom Bracket</b>	N/A		



## SPECS

HYBRID CYCLING TECHNOLOGY	
<b>Motor</b>	Giant SyncDrive Pro
<b>Controls</b>	Giant RideControl Sport remote
<b>Display</b>	Giant New RideControl EVO (optional by gear program)
<b>Battery</b>	Giant EnergyPak Smart 625, 36V 17.3Ah integrated Lithium-Ion
FRAME	
<b>Frame Sizes</b>	XS, S, M, L (XS: 27.5 / S-L: 29)
<b>Frame</b>	ALUXX SL-grade Aluminum, Advanced Forged Composite Upper Rocker, 140mm Maestro Suspension System, 'Boost' 148x12QR, ISS, Giant EnergyPak Plus Range Extender Compatible
<b>Fork</b>	Fox 36 Float Rhythm 150mm, 44mm offset, EVOL, Grip Damper, Sweep adjust, Boost 110x15QR, e-optimized
<b>Shock</b>	Fox Float DPS Performance, EVOL Large Volume sleeve, 3-position Lever, 185x52.5mm Trunnion mount, custom tuned
COMPONENTS	
<b>Handlebar</b>	Giant Contact 35 Trail, 35x760-780mm (XS-S: 760 / M-L: 780)
<b>Grip</b>	Liv Tactal single lock-on
<b>Stem</b>	Giant Contact SL 35
<b>Seatpost</b>	Giant Contact Switch, dropper, 30,9mm (XS-S: 100, M:125, L:150)
<b>Saddle</b>	Liv Sport Pro
<b>Pedal</b>	Flatpedal
DRIVETRAIN	
<b>Shifters</b>	Shimano SLX 12-speed i-spec EV
<b>Front Derailleur</b>	MRP 1X CS custom
<b>Rear Derailleur</b>	Shimano Deore XT, 12-Speed, Shadow+
<b>Brakes</b>	Shimano Deore BR-M6120, 4-piston, hydraulic disc, 203mm
<b>Brake Levers</b>	Shimano Deore BL-M6100 i-spec EV
<b>Cassette</b>	Shimano CS-M6100-12, 10-51T, 12-speed
<b>Chain</b>	KMC e.12 Turbo, EcoProteq, e-bike optimized
<b>Crankset</b>	Praxis Wavetm 36T Cold Forged 4130 premium steel Praxis e-Cadet+ custom forged crankarm set (XS/S:160, M:165, L:170)
<b>Bottom Bracket</b>	N/A

WHEELS	
<b>Rims</b>	Giant AM 29 / 27.5+, Tubeless ready, 30mm inner width
<b>Hubs</b>	Shimano Boost, Center-Lock, [F] 110x15 [R] 148x12mm Micro-Spring Drive Body Thru-axle
<b>Spokes</b>	Sapim E-Lite [r] Race [f]
<b>Tires</b>	Maxxis Assegai 29x2.6" foldable, Tubeless, EXO [F] Maxxis Dissector 29x2.6" Foldable, Tubeless, EXO+ [R] (XS: 27.5+ / S-L: 29)
<b>Extras</b>	Giant EnergyPak Smart 6A charger Tubeless kit (liquid, valves, levers, manual, tool) Inner tube supplied Giant EnergyPak Plus range extender compatible



# INTRIGUE X E+ 3 PRO 29 ER / INTRIGUE X E+ 3 PRO

E-BIKE

115



## SPECS

HYBRID CYCLING TECHNOLOGY		WHEELS	
<b>Motor</b>	Giant SyncDrive Pro	<b>Rims</b>	Giant AM 29 / 27.5+, Tubeless ready, 30mm inner width
<b>Controls</b>	Giant RideControl Sport remote	<b>Hubs</b>	Giant eTracker Boost, Sealed cartridge bearing, 6-bolt, [F] 110x15 [R] 148x12mm Thru-axle
<b>Display</b>	Giant New RideControl EVO (optional by gear program)	<b>Spokes</b>	Sapim E-Lite [r] Race [f]
<b>Battery</b>	Giant EnergyPak Smart 625, 36V 17.3Ah integrated Lithium-Ion	<b>Tires</b>	Maxxis Assegai 29x2.6" foldable, Tubeless, EXO [F] Maxxis Dissector 29x2.6" Foldable, Tubeless, EXO+ [R] (XS: 27.5+ / S-L: 29)
FRAME		<b>Extras</b>	Giant EnergyPak Smart 6A charger Tubeless kit (liquid, valves, levers, manual, tool) Inner tube supplied Giant EnergyPak Plus range extender compatible
<b>Frame Sizes</b>	XS, S, M, L (XS: 27.5 / S-L: 29)		
<b>Frame</b>	ALUXX SL-grade Aluminum, Advanced Forged Composite Upper Rocker, 140mm Maestro Suspension System, 'Boost' 148x12QR, ISS, Giant EnergyPak Plus Range Extender Compatible		
<b>Fork</b>	Rock Shox 35 Gold RL DebonAir, 150mm travel, 44mm offset, MotionControltm rebound and lockout control, 15x110 Boost, Maxle Stealth		
<b>Shock</b>	Fox Float DPS Performance, EVOL Large Volume sleeve, 3-position lever, 185x52.5mm Trunnion mount, custom tuned		
COMPONENTS			
<b>Handlebar</b>	Giant Contact 35 Trail, 35x760-780mm (XS-S: 760 / M-L: 780)		
<b>Grip</b>	Liv Tactal single lock-on		
<b>Stem</b>	Giant Contact SL 35		
<b>Seatpost</b>	Giant Contact Switch, dropper, 30,9mm (XS-S: 100, M:125, L:150)		
<b>Saddle</b>	Liv Sport Pro		
<b>Pedal</b>	Flatpedal		
DRIVETRAIN			
<b>Shifters</b>	Shimano Deore 12-speed i-spec EV		
<b>Front Derailleur</b>	MRP 1X CS custom		
<b>Rear Derailleur</b>	Shimano Deore 12-speed		
<b>Brakes</b>	Shimano BR-M420, 4-piston, hydraulic disc, 203mm		
<b>Brake Levers</b>	Shimano Deore BL-M4100 i-spec EV		
<b>Cassette</b>	Shimano CS-M6100-12, 10-51T, 12-speed		
<b>Chain</b>	KMC e.12 Turbo, EcoProteq, e-bike optimized		
<b>Crankset</b>	Praxis Wavetm 36T Cold Forged 4130 premium steel Praxis e-Cadet+ custom forged crankarm set (XS/S:160, M:165, L:170)		
<b>Bottom Bracket</b>	N/A		



## SPECIFIKACIJE

### HIBRIDNA GONILNA TEHNOLOGIJA

MOTOR	Giant SyncDrive Sport
PRIKAZOVALNIK	Giant RideControl EVO
BATERIJA	Giant EnergyPak Smart 500, 36V Integrated Lithium-Ion

### OKVIR

VELIKOSTI	XS, S, M, L
BARVE	Charcoal
OKVIR	ALUXX SL-Grade Aluminum, Overdrive 1½ - 1¼ inch headtube, integrated KS18 kickstand mount
VILICE	SR Suntour NEX E25 NLO 75mm travel 15AH
AMORTIZER	N/A

### KOMPONENTE

KRMILO	Giant Connect XC Riser 31.8x690mm
OPORA KRMILA	Giant Contact
OPORA SEDEŽA	Giant 30.9mm, 2-bolt Micro Adjustable, Forged Aluminium
SEDEŽ	Liv Comfort
PEDALA	Aluminium Platform

### POGON

PRESTAVNE ROČICE	Shimano Deore
PREDNJI MENJALNIK	Shimano Deore
ZADNJI MENJALNIK	Shimano Deore, 10-Speed, Shadow+
ZAVORE	Shimano BR-MT200, hydraulic disc, 180mm
ZAVORNE ROČICE	Shimano BL-MT200
VERIŽNIK	Shimano CS-M4100, 11-42T, 10-Speed
VERIGA	KMC e.10 Sport, E-bike optimized
GONILKE Z VERIŽNIKI	Forged Alloy minimal Q-factor, 36/48T
BOTTOM BRACKET	N/A

### OBROČNIKI

OBROČI	Giant eX2, Tubeless Ready, 700c aluminium
PESTA	Giant eTracker, [F] 15mm Axle [R] 135mm QR
NAPERE	Stainless steel
PLAŠČI	Giant Crosscut Gravel 2, 700x45c (622x45), Tubeless Ready, Reflex
DODATKI	Giant EnergyPak Smart 6A charger

### DODATNA OPREMA

SVETILA	Axa BlueLine 50Lux Steady E6 front Axa BlueLine Steady E6 rear
PRTLJAŽNIK	MIK rack, system bag & basket compatible

## ZNAČILNOSTI

- Okvir: ALUXX SL-Grade Aluminum, Overdrive 1½ - 1¼ inch headtube, integrated KS18 kickstand mount
- Vilice: SR Suntour NEX E25 NLO 75mm travel 15AH
- Prestavne ročice: Shimano Deore
- Gonilke z verižniki: Forged Alloy minimal Q-factor, 36/48T
- Barve: Charcoal

## GEOMETRIJA

OKVIR	XS	S	M	L
Dolžina sedežne cevi (mm)	385	435	485	535
Kot sedežne cevi	74,5°	74,0°	73,5°	73,0°
Top Tube Length (mm)	550	570	590	610
Višina glave okvirja (mm)	125	135	145	155
Krmlilni kot	69,5°	69,5°	69,5°	69,5°
Zamik vpetja osi (mm)	44	44	44	44
Trail (mm)	88,6	88,6	88,6	88,6
Medosna razdalja (mm)	1100	1115	1130	1145
Dolžina cevi ob verigi (mm)	470	470	470	470
Bottom Bracket Drop (mm)	60	60	60	60
Oddaljenost zgornje cevi od gonilne osi (mm)	616	625	635	644
Doseg (mm)	379	391	402	413
Širina krmila (mm)	690	690	730	730
Dolžina opore krmila (mm)	40	50	60	70
Dolžina gonilke (mm)	165	170	170	172,5
Velikost obročnikov	700C	700C	700C	700C

Vse navedene specifikacije se lahko spremenijo brez obvestila.



## SPECIFIKACIJE

HIBRIDNA GONILNA TEHNOLOGIJA	
MOTOR	Giant SyncDrive Sport
PRIKAZOVALNIK	Giant RideControl EVO
BATERIJA	Giant EnergyPak Smart 500, 36V Integrated Lithium-Ion
OKVIR	
VELIKOSTI	XS, S, M, L
BARVE	Rosewood
OKVIR	ALUXX SL-Grade Aluminum, Overdrive 1½ - 1⅝ inch headtube, integrated KS18 kickstand mount
VILICE	SR Suntour NEX E25 DS 75mm travel
AMORTIZER	N/A
KOMPONENTE	
KRMILO	Giant Connect XC Riser 31.8x690mm
OPORA KRMILA	Giant Contact
OPORA SEDEŽA	Giant 30.9mm, 2-bolt Micro Adjustable, Forged Aluminium
SEDEŽ	Liv Comfort
PEDALA	Aluminium Platform
POGON	
PRESTAVNE ROČICE	Shimano SL-M2000
PREDNJI MENJALNIK	-
ZADNJI MENJALNIK	Shimano Alivio M3100, 9-Speed
ZAVORE	Shimano BR-MT200, hydraulic disc, 180mm
ZAVORNE ROČICE	Shimano BL-MT200
VERIŽNIK	Shimano CS-HG200, 11-36T, 9-Speed
VERIGA	KMC e.9 Sport, E-bike optimized
GONILKE Z VERIŽNIKI	Forged Alloy minimal Q-factor, 42T
BOTTOM BRACKET	N/A
OBROČNIKI	
OBROČI	Giant eX 2, Tubeless Ready, 700c aluminium
PESTA	Giant eTracker, [F] 100x9mm QR [R] 135mm QR
NAPERE	Stainless steel
PLAŠČI	Giant Crosscut Gravel 2, 700x45c (622x45), Tubeless Ready, Reflex
DODATKI	Giant EnergyPak Smart 6A charger
DODATNA OPREMA	
SVETILA	Axa BlueLine 30Lux Steady E6 front Axa BlueLine Steady E6 rear
PRTLJAŽNIK	MIK rack, system bag & basket compatible

## ZNAČILNOSTI

- Okvir: ALUXX SL-Grade Aluminum, Overdrive 1½ - 1⅝ inch headtube, integrated KS18 kickstand mount
- Vilice: SR Suntour NEX E25 DS 75mm travel
- Prestavne ročice: Shimano SL-M2000
- Gonilke z verižniki: Forged Alloy minimal Q-factor, 42T
- Barve: Rosewood

## GEOMETRIJA

OKVIR	XS	S	M	L
Dolžina sedežne cevi (mm)	385	435	485	535
Kot sedežne cevi	74,5°	74,0°	73,5°	73,0°
Top Tube Length (mm)	550	570	590	610
Višina glave okvirja (mm)	125	135	145	155
Krmlini kot	69,5°	69,5°	69,5°	69,5°
Zamik vpetja osi (mm)	44	44	44	44
Trail (mm)	88,6	88,6	88,6	88,6
Medosna razdalja (mm)	1100	1115	1130	1145
Dolžina cevi ob verigi (mm)	470	470	470	470
Bottom Bracket Drop (mm)	60	60	60	60
Oddaljenost zgornje cevi od gonilne osi (mm)	616	625	635	644
Doseg (mm)	379	391	402	413
Širina krmila (mm)	690	690	730	730
Dolžina opore krmila (mm)	40	50	60	70
Dolžina gonilke (mm)	165	170	170	172,5
Velikost obročnikov	700C	700C	700C	700C

Vse navedene specifikacije se lahko spremenijo brez obvestila.





## SPECIFIKACIJE

HIBRIDNA GONILNA TEHNOLOGIJA	
MOTOR	Giant SyncDrive Core
PRIKAZOVALNIK	Giant RideControl EVO
BATERIJA	Giant EnergyPak Smart 500, 36V Integrated Lithium-Ion
OKVIR	
VELIKOSTI	XS, S, M, L
BARVE	Mushroom
OKVIR	ALUXX SL-Grade Aluminum, Overdrive 11/2 - 11/8 inch headtube, integrated KS18 kickstand mount
VILICE	SR Suntour NEX E25 DS 63mm travel
AMORTIZER	N/A
KOMPONENTE	
KRMILO	Giant Connect XC Riser 31.8x690mm
OPORA KRMILA	Giant Contact
OPORA SEDEŽA	Giant 30.9mm, 2-bolt Micro Adjustable, Forged Aluminium
SEDEŽ	Selle Royal Vivo Ergo Moderate
PEDALA	Aluminum Platform
POGON	
PRESTAVNE ROČICE	Shimano SL-M2000
PREDNJI MENJALNIK	-
ZADNJI MENJALNIK	Shimano Alivio M3100, 9-Speed
ZAVORE	Tektro HD-M275, hydraulic disc, 160/180mm
ZAVORNE ROČICE	Tektro HD-M275
VERIŽNIK	Shimano CS-HG200, 11-36T, 9-Speed
VERIGA	KMC e.9 Sport, E-bike optimized
GONILKE Z VERIŽNIKI	Forged Alloy minimal Q-factor, 42T
BOTTOM BRACKET	N/A
OBROČNIKI	
OBROČI	Giant eX 2, Tubeless Ready, 700c aluminium
PESTA	Giant eTracker, [F] 100x9mm QR [R] 135mm QR
NAPERE	Stainless steel
PLAŠČI	Giant Crosscut Gravel 2, 700x45c (622x45), Tubeless Ready, Reflex
DODATKI	Giant EnergyPak 4A fast charger MIK system carrier top-deck
DODATNA OPREMA	
SVETILA	Axa BlueLine 30Lux Steady E6 front Axa BlueLine Steady E6 rear
PRTLJAŽNIK	MIK rack, system bag & basket compatible

## ZNAČILNOSTI

- Okvir: ALUXX SL-Grade Aluminum, Overdrive 11/2 - 11/8 inch headtube, integrated KS18 kickstand mount
- Vilice: SR Suntour NEX E25 DS 63mm travel
- Prestavne ročice: Shimano SL-M2000
- Gonilke z verižniki: Forged Alloy minimal Q-factor, 42T
- Barve: Mushroom

## GEOMETRIJA

OKVIR	XS	S	M	L
Dužina cijevi sjedala (mm)	385	435	485	535
Kut cijevi sjedala	74,5°	74,0°	73,5°	73,0°
Dužina gornje cijevi (mm)	550	570	590	610
Dužina prednje cijevi (mm)	125	135	145	155
Kut vilice	69,5°	69,5°	69,5°	69,5°
Zakrivljenost vilice (offset) (mm)	44	44	44	44
Staza (mm)	88,6	88,6	88,6	88,6
Međuosovinski razmak kotača (mm)	1100	1115	1130	1145
Dužina od osovine pogona do osovine zadnjeg kotača (CS) (mm)	470	470	470	470
Položaj osovine pogona (mm)	60	60	60	60
Vertikalna dužina od osovine pogona do glave okvira (stack) (mm)	616	625	635	644
Horizontalna dužina od osovine pogona do glave okvira (reach) (mm)	379	391	402	413
Širina volana (mm)	690	690	730	730
Dužina lule volana (mm)	40	50	60	70
Dužina poluge pedale (mm)	165	170	170	172,5
Veličina kotača	700C	700C	700C	700C

Vse navedene specifikacije se lahko spremenijo brez obvestila.



## SPECIFIKACIJE

HIBRIDNA GONILNA TEHNOLOGIJA	
MOTOR	Giant SyncDrive Pro
PRIKAZOVALNIK	Giant RideControl EVO
BATERIJA	Giant EnergyPak 500, 36V Integrated Lithium-Ion
OKVIR	
VELIKOSTI	XS, S, M, L
BARVE	Dark Iridescent/Black
OKVIR	ALUXX SL-Grade Aluminum
VILICE	Advanced-Grade Composite, 12x100 thru-axle
AMORTIZER	N/A
KOMPONENTE	
KRMILO	Giant Connect XC Flat, 31.8x580mm for XS/S, 620mm for M/L
OPORA KRMILA	Giant Contact
OPORA SEDEŽA	Giant D-shape, Composite
SEDEŽ	Liv Sport Pro
PEDALA	Aluminum Platform
POGON	
PRESTAVNE ROČICE	Shimano SL-RS700, 11-Speed
PREDNJI MENJALNIK	Shimano 105
ZADNJI MENJALNIK	Shimano 105
ZAVORE	Shimano MT201 / BR-U300, hydraulic disc, 160mm
ZAVORNE ROČICE	Shimano MT201
VERIŽNIK	Shimano 105, 11-32, 11-Speed
VERIGA	KMC e.11 Turbo, EcoProteq
GONILKE Z VERIŽNIKI	Giant custom crankset, 34/50T
BOTTOM BRACKET	N/A
OBROČNIKI	
OBROČI	Giant P-R2 Disc
PESTA	Giant Performance Tracker Road, Sealed Bearing
NAPERE	Sapim E-Lite [r] Race [f]
PLAŠČI	Maxxis Re-Fuse 700x32c Folding Carbon Bead MaxxShield Tubeless Ready
DODATKI	Giant EnergyPak 6A fast charger

## ZNAČILNOSTI

- Okvir: ALUXX SL-Grade Aluminum
- Vilice: Advanced-Grade Composite, 12x100 thru-axle
- Prestavne ročice: Shimano SL-RS700, 11-Speed
- Gonilke z verižniki: Giant custom crankset, 34/50T
- Barve: Dark Iridescent/Black

## GEOMETRIJA

OKVIR	XS	S	M	L
Dolžina sedežne cevi (mm)	390	430	475	510
Kot sedežne cevi	74,0°	74,0°	74,0°	74,0°
Top Tube Length (mm)	540	550	560	580
Višina glave okvirja (mm)	105	110	125	150
Krmlini kot	71,0°	71,0°	71,5°	71,5°
Zamik vpetja osi (mm)	50	50	50	50
Trail (mm)	68,8	68,8	65,6	65,6
Medosna razdalja (mm)	1050	1060	1066	1087
Dolžina cevi ob verigi (mm)	455	455	455	455
Bottom Bracket Drop (mm)	70	70	70	70
Oddaljenost zgornje cevi od gonilne osi (mm)	542	546	562	586
Doseg (mm)	385	393	399	412
Višina zgornje cevi (mm)	686	714	749	780
Širina krmila (mm)	580	580	620	620
Dolžina opore krmila (mm)	70	80	90	100
Dolžina gonilke (mm)	165	165	170	170
Velikost obročnikov	700C	700C	700C	700C

Vse navedene specifikacije se lahko spremenijo brez obvestila.



## SPECIFIKACIJE

### HIBRIDNA GONILNA TEHNOLOGIJA

MOTOR	Giant SyncDrive Pro
PRIKAZOVALNIK	Giant RideControl Plus (optional by gear program)
BATERIJA	Giant EnergyPak 375, 36V Integrated Lithium-Ion

### OKVIR

VELIKOSTI	XS, S, M, L
BARVE	Unicorn White/Moonstone
OKVIR	ALUXX SL-Grade Aluminium
VILICE	ALUXX SL-Grade Aluminium, 12x100 thru-axle
AMORTIZER	N/A

### KOMPONENTE

KRMILO	Giant Connect XC Flat, 31.8x580mm for XS/S, 620mm for M/L
OPORA KRMILA	Giant Contact
OPORA SEDEŽA	Giant D-shape, Aluminium
SEDEŽ	Liv Sport Pro
PEDALA	Aluminium Platform

### POGON

PRESTAVNE ROČICE	Shimano Tiagra, 10-Speed
PREDNJI MENJALNIK	Shimano Tiagra
ZADNJI MENJALNIK	Shimano Tiagra
ZAVORE	Shimano MT201 / BR-U300, hydraulic disc, 160mm
ZAVORNE ROČICE	Shimano MT201
VERIŽNIK	Shimano Tiagra, 11-34, 10-Speed
VERIGA	KMC e.10 Sport
GONILKE Z VERIŽNIKI	Giant custom crankset, 34/50T
BOTTOM BRACKET	N/A

### OBROČNIKI

OBROČI	Giant GX Disc
PESTA	Giant Performance Tracker Road, Sealed Bearing
NAPERE	Stainless
PLAŠČI	Maxxis Re-Fuse 700x32c Folding MaxxShield
DODATKI	Giant EnergyPak 6A fast charger

## ZNAČILNOSTI

- Okvir: ALUXX SL-Grade Aluminium
- Vilice: ALUXX SL-Grade Aluminium, 12x100 thru-axle
- Prestavne ročice: Shimano Tiagra, 10-Speed
- Gonilke z verižniki: Giant custom crankset, 34/50T
- Barve: Unicorn White/Moonstone

## GEOMETRIJA

OKVIR	XS	S	M	L
Dolžina sedežne cevi (mm)	390	430	475	510
Kot sedežne cevi	74,0°	74,0°	74,0°	74,0°
Top Tube Length (mm)	540	550	560	580
Višina glave okvirja (mm)	105	110	125	150
Krmični kot	71,0°	71,0°	71,5°	71,5°
Zamik vpetja osi (mm)	50	50	50	50
Trail (mm)	68,8	68,8	65,6	65,6
Medosna razdalja (mm)	1050	1060	1066	1087
Dolžina cevi ob verigi (mm)	455	455	455	455
Bottom Bracket Drop (mm)	70	70	70	70
Oddaljenost zgornje cevi od gonilne osi (mm)	542	546	562	586
Doseg (mm)	385	393	399	412
Višina zgornje cevi (mm)	686	714	749	780
Širina krmila (mm)	580	580	620	620
Dolžina opore krmila (mm)	70	80	90	100
Dolžina gonilke (mm)	165	165	170	170
Velikost obročnikov	700C	700C	700C	700C

Vse navedene specifikacije se lahko spremenijo brez obvestila.





## SPECIFIKACIJE

HIBRIDNA GONILNA TEHNOLOGIJA	
MOTOR	Giant SyncDrive Pro
PRIKAZOVALNIK	Giant RideControl EVO
BATERIJA	Giant EnergyPak 500, 36V Integrated Lithium-Ion
OKVIR	
VELIKOSTI	XS, S, M, L
BARVE	Echeveria/Black
OKVIR	ALUXX SL-Grade Aluminium
VILICE	ALUXX SL-Grade Aluminium, 12x100 thru-axle
AMORTIZER	N/A
KOMPONENTE	
KRMILO	Giant Connect XC Riser 31.8x690mm
OPORA KRMILA	Giant Contact
OPORA SEDEŽA	Giant D-shape, Aluminium
SEDEŽ	Liv Sport Pro
PEDALA	Aluminium Platform
POGON	
PRESTAVNE ROČICE	Shimano Tiagra, 10-Speed
PREDNJI MENJALNIK	-
ZADNJI MENJALNIK	Shimano GRX RX400
ZAVORE	Shimano BR-MT200, hydraulic disc, 180/160mm
ZAVORNE ROČICE	Shimano BL-MT201
VERIŽNIK	Shimano Tiagra, 11-36, 10-Speed
VERIGA	KMC e.10 Sport
GONILKE Z VERIŽNIKI	Forged Alloy minimal Q-factor, 42T
BOTTOM BRACKET	N/A
OBROČNIKI	
OBROČI	Giant eX-2, Tubeless Ready
PESTA	Giant Performance Tracker Road, Sealed Bearing
NAPERE	Sapim E-Lite [r] Race [f]
PLAŠČI	Kenda Kwick Seven.5 27.5x2.40 (61-584), 60TPI, w/ reflex
DODATKI	Giant EnergyPak 6A fast charger
DODATNA OPREMA	
SVETILA	Axa BlueLine 50 front Axa BlueLine rear
PRTLJAŽNIK	Giant Rack-It MIK

## ZNAČILNOSTI

- Okvir: ALUXX SL-Grade Aluminium
- Vilice: ALUXX SL-Grade Aluminium, 12x100 thru-axle
- Prestavne ročice: Shimano Tiagra, 10-Speed
- Gonilke z verižniki: Forged Alloy minimal Q-factor, 42T
- Barve: Echeveria/Black

## GEOMETRIJA

OKVIR	XS	S	M	L
Dolžina sedežne cevi (mm)	390	430	475	510
Kot sedežne cevi	74,0°	74,0°	74,0°	74,0°
Top Tube Length (mm)	560	565	570	580
Višina glave okvirja (mm)	105	110	120	140
Krmlini kot	70,5°	70,5°	71,5°	71,5°
Zamik vpetja osi (mm)	45	45	45	45
Trail (mm)	77,8	77,8	71,2	71,2
Medosna razdalja (mm)	1070	1075	1071	1082
Dolžina cevi ob verigi (mm)	455	455	455	455
Bottom Bracket Drop (mm)	70	70	70	70
Oddaljenost zgornje cevi od gonilne osi (mm)	552	557	570	589
Doseg (mm)	402	405	407	411
Višina zgornje cevi (mm)	689	717	752	782
Širina krmila (mm)	640	640	640	640
Dolžina opore krmila (mm)	70	80	90	100
Dolžina gonilke (mm)	165	165	170	170
Velikost obročnikov	27.5"	27.5"	27.5"	27.5"

Vse navedene specifikacije se lahko spremenijo brez obvestila.



## SPECIFIKACIJE

HIBRIDNA GONILNA TEHNOLOGIJA	
MOTOR	Giant SyncDrive Core
PRIKAZOVALNIK	Giant RideControl Plus (optional)
BATERIJA	Giant EnergyPak 500, 36V Rechargeable Lithium-Ion
OKVIR	
VELIKOSTI	XS, S, M, L (XS-S: 27.5", M-L: 29")
BARVE	Eclipse
OKVIR	ALUXX-Grade Aluminum, Overdrive 1½ - 1¼ inch headtube, integrated KS18 kickstand mount
VILICE	SR Suntour XCM ATB Coil 100mm travel, Tapered 1½ - 1¼ inch steerer (XS-S: 27.5", M-L: 29")
KOMPONENTE	
KRMILO	Giant Connect TR Riser 31.8x690-750mm (XS-S: 690 / M-L: 750)
OPORA KRMILA	Giant Contact
OPORA SEDEŽA	Giant 30.9mm, 2-bolt Micro Adjustable, Forged Aluminium
SEDEŽ	Liv Sport
PEDALA	Alloy Platform
POGON	
PRESTAVNE ROČICE	Shimano M2010 9-Speed
PREDNJI MENJALNIK	Chainguide
ZADNJI MENJALNIK	Shimano Alivio M3100, 9-Speed
ZAVORE	Tektro HD-M276, hydraulic disc, 160/180mm
ZAVORNE ROČICE	Tektro HD-M275
VERIŽNIK	Shimano CS-HG200, 11-36T
VERIGA	KMC e.9 Sport, E-bike optimized
GONILKE Z VERIŽNIKI	Forged Alloy minimal Q-factor, 36T
BOTTOM BRACKET	N/A
OBROČNIKI	
OBROČI	GX03V (XS-S: 27.5", M-L: 29")
PESTA	Giant eTracker Sport, [F] 9mm QR [R] 135mm QR
NAPERE	Stainless steel
PLAŠČI	Maxxis Rekon 29x2.4 / 27.5x2.4 Wire Bead 60TPI (XS-S: 27.5", M-L: 29")
DODATKI	Giant EnergyPak 4A charger
DODATNA OPREMA	
PRTLJAŽNIK	Women specific grips: VL1576D2

## ZNAČILNOSTI

- Okvir: ALUXX-Grade Aluminum, Overdrive 1½ - 1¼ inch headtube, integrated KS18 kickstand mount
- Vilice: SR Suntour XCM ATB Coil 100mm travel, Tapered 1½ - 1¼ inch steerer (XS-S: 27.5", M-L: 29")
- Prestavne ročice: Shimano M2010 9-Speed
- Gonilke z verižniki: Forged Alloy minimal Q-factor, 36T
- Barve: Eclipse

## GEOMETRIJA

OKVIR	XS	S	M	L
Dolžina sedežne cevi (mm)	365	405	445	485
Kot sedežne cevi	74,0°	73,5°	73,0°	73,0°
Top Tube Length (mm)	545	570	595	615
Višina glave okvirja (mm)	105	115	105	115
Krmlni kot	68,0°	68,0°	68,0°	68,0°
Zamik vpetja osi (mm)	42	42	46	46
Trail (mm)	103,8	103,8	99,5	99,5
Medosna razdalja (mm)	1112	1132	1159	1179
Dolžina cevi ob verigi (mm)	475	475	475	475
Bottom Bracket Drop (mm)	50	50	45	45
Oddaljenost zgornje cevi od gonilne osi (mm)	591	600	603	612
Doseg (mm)	376	392	411	428
Višina zgornje cevi (mm)	693	722	761	768
Širina krmila (mm)	690	690	750	750
Dolžina opore krmila (mm)	40	40	50	60
Dolžina gonilke (mm)	165	165	170	170
Velikost obročnikov	27.5"	27.5"	29"	29"

Vse navedene specifikacije se lahko spremenijo brez obvestila.



## SPECIFIKACIJE

HIBRIDNA GONILNA TEHNOLOGIJA	
MOTOR	Giant SyncDrive Core
PRIKAZOVALNIK	Giant RideControl Plus (optional)
BATERIJA	Giant EnergyPak 400, 36V Rechargeable Lithium-Ion
OKVIR	
VELIKOSTI	XS, S, M, L (XS-S: 27.5", M-L: 29")
BARVE	Gunmetal Black
OKVIR	ALUXX-Grade Aluminum, Overdrive 1½ - 1⅝ inch headtube, integrated KS18 kickstand mount
VILICE	SR Suntour XCM ATB Coil 100mm travel, Tapered 1½ - 1⅝ inch steerer (XS-S: 27.5", M-L: 29")
KOMPONENTE	
KRMILO	Giant Connect TR Riser 31.8x690-750mm (XS-S: 690 / M-L: 750)
OPORA KRMILA	Giant Contact
OPORA SEDEŽA	Giant 30.9mm, 2-bolt Micro Adjustable, Forged Aluminium
SEDEŽ	Liv Sport
PEDALA	Alloy Platform
POGON	
PRESTAVNE ROČICE	Shimano M2010 9-Speed
PREDNJI MENJALNIK	Chainguide
ZADNJI MENJALNIK	Shimano Alivio M3100, 9-Speed
ZAVORE	Tektro HD-M276, hydraulic disc, 160/180mm
ZAVORNE ROČICE	Tektro HD-M275
VERIŽNIK	Shimano CS-HG200, 11-36T
VERIGA	KMC e.9 Sport, E-bike optimized
GONILKE Z VERIŽNIKI	Forged Alloy minimal Q-factor, 36T
BOTTOM BRACKET	N/A
OBROČNIKI	
OBROČI	GX03V (XS-S: 27.5", M-L: 29")
PESTA	Giant eTracker Sport, [F] 9mm QR [R] 135mm QR
NAPERE	Stainless steel
PLAŠČI	Maxxis Rekon 29x2.4 / 27.5x2.4 Wire Bead 60TPI (XS-S: 27.5", M-L: 29")
DODATKI	Giant EnergyPak 4A charger
DODATNA OPREMA	
PRTLJAŽNIK	Women specific grips: VL1576D2

## ZNAČILNOSTI

- Okvir: ALUXX-Grade Aluminum, Overdrive 1½ - 1⅝ inch headtube, integrated KS18 kickstand mount
- Vilice: SR Suntour XCM ATB Coil 100mm travel, Tapered 1½ - 1⅝ inch steerer (XS-S: 27.5", M-L: 29")
- Prestavne ročice: Shimano M2010 9-Speed
- Gonilke z verižniki: Forged Alloy minimal Q-factor, 36T
- Barve: Gunmetal Black

## GEOMETRIJA

OKVIR	XS	S	M	L
Dolžina sedežne cevi (mm)	365	405	445	485
Kot sedežne cevi	74,0°	73,5°	73,0°	73,0°
Top Tube Length (mm)	545	570	595	615
Višina glave okvirja (mm)	105	115	105	115
Krmlini kot	68,0°	68,0°	68,0°	68,0°
Zamik vpetja osi (mm)	42	42	46	46
Trail (mm)	103,8	103,8	99,5	99,5
Medosna razdalja (mm)	1112	1132	1159	1179
Dolžina cevi ob verigi (mm)	475	475	475	475
Bottom Bracket Drop (mm)	50	50	45	45
Oddaljenost zgornje cevi od gonilne osi (mm)	591	600	603	612
Doseg (mm)	376	392	411	428
Višina zgornje cevi (mm)	693	722	761	768
Širina krmila (mm)	690	690	750	750
Dolžina opore krmila (mm)	40	40	50	60
Dolžina gonilke (mm)	165	165	170	170
Velikost obročnikov	27.5"	27.5"	29"	29"

Vse navedene specifikacije se lahko spremenijo brez obvestila.





## SPECIFIKACIJE

### HIBRIDNA GONILNA TEHNOLOGIJA

MOTOR	Giant SyncDrive Core
PRIKAZOVALNIK	Giant RideControl Plus (optional)
BATERIJA	Giant EnergyPak 400, 36V Rechargeable Lithium-Ion
OKVIR	
VELIKOSTI	XS, S, M, L
BARVE	Laurel
OKVIR	ALUXX SL-Grade Aluminum, Overdrive 1½ - 1¼ inch head tube, integrated KS18 kickstand mount
VILICE	SR Suntour NEX E25 63mm travel
AMORTIZER	N/A

### KOMPONENTE

KRMILO	Giant Sport, 25.4
OPORA KRMILA	Giant Sport, 15-Degree, 25.4
OPORA SEDEŽA	Giant 30.9mm, 2-bolt Micro Adjustable, Forged Aluminium
SEDEŽ	Liv Comfort
PEDALA	Aluminium Platform
POGON	
PRESTAVNE ROČICE	Shimano SL-M2000
PREDNJI MENJALNIK	-
ZADNJI MENJALNIK	Shimano Alivio M3100, 9-Speed
ZAVORE	Tektro HD-M275, hydraulic disc, 160/180mm
ZAVORNE ROČICE	Tektro HD-M275
VERIŽNIK	Shimano CS-HG200, 11-36T, 9-Speed
VERIGA	KMC e.9 Sport, E-bike optimized
GONILKE Z VERIŽNIKI	Forged Alloy minimal Q-factor, 42T
BOTTOM BRACKET	N/A

### OBROČNIKI

OBROČI	Liv GX03V, 700C Aluminium
PESTA	Giant eTracker, [F] 100x9mm QR [R] 135mm QR
NAPERE	Stainless steel
PLAŠČI	Giant Crosscut Gravel 2, 700x45c (622x45), Tubeless Ready W/O Reflex (GU: w/reflex)
DODATKI	Giant EnergyPak 4A fast charger

## ZNAČILNOSTI

- Okvir: ALUXX SL-Grade Aluminum, Overdrive 1½ - 1¼ inch head tube, integrated KS18 kickstand mount
- Vilice: SR Suntour NEX E25 63mm travel
- Prestavne ročice: Shimano SL-M2000
- Gonilke z verižniki: Forged Alloy minimal Q-factor, 42T
- Barve: Laurel

## GEOMETRIJA

OKVIR	XS	S	M	L
Dolžina sedežne cevi (mm)	370	420	470	520
Kot sedežne cevi	74,0°	73,5°	73,5°	73,0°
Top Tube Length (mm)	545	565	585	605
Višina glave okvirja (mm)	135	135	155	175
Krmlni kot	69,5°	69,5°	69,5°	69,5°
Zamik vpetja osi (mm)	42	42	42	42
Trail (mm)	91,3	91,3	91,3	91,3
Medosna razdalja (mm)	1097	1111	1133	1148
Dolžina cevi ob verigi (mm)	470	470	470	470
Bottom Bracket Drop (mm)	60	60	60	60
Oddaljenost zgornje cevi od gonilne osi (mm)	619	619	638	657
Doseg (mm)	367	382	396	406
Višina zgornje cevi (mm)	616	596	584	570
Širina krmila (mm)	620	620	640	640
Dolžina opore krmila (mm)	70	80	80	90
Dolžina gonilke (mm)	170	170	170	170
Velikost obročnikov	700C	700C	700C	700C

Vse navedene specifikacije se lahko spremenijo brez obvestila.











# KID'S BIKES

The path to a lifetime of confidence and independence can start with a bike.

Get your child the bike she needs to smile from ear to ear,  
and pedaling her way into the future.

Adore C/B 16	128
Adore F/W 16	129
Enchant 20	130
Enchant 24	131
Enchant 24 Disc	132



## SPECIFIKACIJE

OKVIR	
VELIKOSTI	one size
BARVE	Plum, Ice Green
OKVIR	ALUXX-Grade Aluminum
VILICE	high-tensile steel
AMORTIZER	N/A
KOMPONENTE	
KRMILO	Giant Kids, middle high, 520mm width
OPORA KRMILA	alloy quill
OPORA SEDEŽA	alloy, 25.4x200mm
SEDEŽ	Giant Kids
PEDALA	platform
POGON	
PRESTAVNE ROČICE	N/A
PREDNJI MENJALNIK	N/A
ZADNJI MENJALNIK	N/A
ZAVORE	coaster
ZAVORNE ROČICE	N/A
VERIŽNIK	16t
VERIGA	KMC C410
GONILKE Z VERIŽNIKI	high-tensile steel, 28t, 89mm
BOTTOM BRACKET	loose ball
OBROČNIKI	
OBROČI	Giant Kids 16", alloy
PESTA	nuttet, 20h
NAPERE	14g
PLAŠČI	Innova IA-2094, 16x2.25
DODATKI	training wheels, bell, basket, protective pad

## ZNAČILNOSTI

- Okvir: ALUXX-Grade Aluminum
- Vilice: high-tensile steel
- Prestavne ročice: N/A
- Gonilke z verižniki: high-tensile steel, 28t, 89mm
- Barve: Plum, Ice Green

## GEOMETRIJA

OKVIR	One Size
Dolžina sedežne cevi (mm)	208
Kot sedežne cevi	72,0°
Top Tube Length (mm)	382
Višina glave okvirja (mm)	100
Krmlini kot	71,0°
Zamik vpetja osi (mm)	35
Trail (mm)	80,7
Medosna razdalja (mm)	738
Dolžina cevi ob verigi (mm)	310
Bottom Bracket Drop (mm)	0
Oddaljenost zgornje cevi od gonilne osi (mm)	328
Doseg (mm)	276
Višina zgornje cevi (mm)	407
Širina krmila (mm)	520
Dolžina gonilke (mm)	89
Velikost obročnikov	16"

Vse navedene specifikacije se lahko spremenijo brez obvestila.



## SPECS

FRAME	
SIZES	one size
COLORS	Plum, Ice Green
FRAME	ALUXX-Grade Aluminum
FORK	high-tensile steel
SHOCK	N/A
COMPONENTS	
HANDLEBAR	Giant Kids, middle high, 520mm width
STEM	alloy quill
SEATPOST	alloy, 25.4x200mm
SADDLE	Giant Kids
PEDALS	platform
DRIVETRAIN	
SHIFTERS	N/A
FRONT DERAILLEUR	N/A
REAR DERAILLEUR	N/A
BRAKES	alloy, linear pull
BRAKE LEVERS	alloy junior, adjustable reach
CASSETTE	16t
CHAIN	KMC C410
CRANKSET	high-tensile steel, 28t, 89mm
BOTTOM BRACKET	loose ball
WHEELS	
RIMS	Giant Kids 16", alloy
HUBS	nuttet, 20h
SPOKES	14g
TIRES	Innova IA-2094, 16x2.25
EXTRAS	training wheels, bell, basket, protective pad

## FEATURES

- Frame: ALUXX-Grade Aluminum
- Fork: high-tensile steel
- Shifters: N/A
- Crankset: high-tensile steel, 28t, 89mm
- Colors: Plum, Ice Green

## GEOMETRY

FRAME	One Size
Seat Tube Length (mm)	208
Seat Tube Angle	72.0°
Top Tube Length (mm)	382
Head Tube Length (mm)	100
Head Tube Angle	71.0°
Fork Rake (mm)	35
Trail (mm)	80.7
Wheelbase (mm)	738
Chain Stay Length (mm)	310
Bottom Bracket Drop (mm)	0
Stack (mm)	328
Reach (mm)	276
Stand Over Height (mm)	407
Handlebar Width (mm)	520
Crank Length (mm)	89
Wheel Size	16"

*The specifications, colors, and availability of the products can be subjects to alter without prior notification. For availability and prices, please contact the retailers in your city / country.*





## SPECS

FRAME	
SIZES	one size
COLORS	Blue
FRAME	ALUXX-Grade Aluminum
FORK	HL steel, 50mm
SHOCK	N/A
COMPONENTS	
HANDLEBAR	Giant Sport, alloy, 31.8
STEM	forged alloy Ahead, 8-degree
SEATPOST	alloy, 27.2
SADDLE	Giant Jr. Sports
PEDALS	platform
DRIVETRAIN	
SHIFTERS	Shimano RevoShifter
FRONT DERAILLEUR	N/A
REAR DERAILLEUR	Shimano Tourney
BRAKES	alloy, linear pull
BRAKE LEVERS	alloy, junior MTB
CASSETTE	14x28
CHAIN	KMC HV500
CRANKSET	32t, 127mm
BOTTOM BRACKET	semi-cartridge
WHEELS	
RIMS	Giant Kids 20", alloy
HUBS	nuttet, 28h
SPOKES	stainless, 14g
TIRES	Giant Junior Sport, 20x2.1, 22 tpi
EXTRAS	bell, kickstand

## FEATURES

- Frame: ALUXX-Grade Aluminum
- Fork: HL steel, 50mm
- Shifters: Shimano RevoShifter
- Crankset: 32t, 127mm
- Colors: Blue

## GEOMETRY

FRAME	One Size
Seat Tube Length (mm)	490
Seat Tube Angle	72.0°
Top Tube Length (mm)	450
Head Tube Length (mm)	110
Head Tube Angle	69.0°
Fork Rake (mm)	38
Trail (mm)	57.2
Wheelbase (mm)	891
Chain Stay Length (mm)	375
Bottom Bracket Drop (mm)	0
Stack (mm)	421
Reach (mm)	313
Stand Over Height (mm)	490
Handlebar Width (mm)	520
Stem Length (mm)	60
Crank Length (mm)	152
Wheel Size	20"

*The specifications, colors, and availability of the products can be subjects to alter without prior notification. For availability and prices, please contact the retailers in your city / country.*



## SPECS

FRAME	
SIZES	one size
COLORS	Dark Silver
FRAME	ALUXX-Grade Aluminum
FORK	HL steel, 50mm
SHOCK	N/A
COMPONENTS	
HANDLEBAR	Giant Connect Trail, 670x31.8
STEM	Giant Contact, 8-degree
SEATPOST	alloy, 27.2
SADDLE	Giant Jr. Sports
PEDALS	platform
DRIVETRAIN	
SHIFTERS	Shimano RevoShifter
FRONT DERAILLEUR	N/A
REAR DERAILLEUR	Shimano Tourney
BRAKES	alloy, linear pull
BRAKE LEVERS	alloy, junior MTB
CASSETTE	14x34
CHAIN	KMC HV500
CRANKSET	steel, 32t, 140mm
BOTTOM BRACKET	semi-cartridge
WHEELS	
RIMS	Giant Kids 24", alloy
HUBS	nuttless, 28h
SPOKES	stainless, 14g
TIRES	Giant Junior Sport, 24x2.1, 22 tpi
EXTRAS	bell, kickstand

## FEATURES

- Frame: ALUXX-Grade Aluminum
- Fork: HL steel, 50mm
- Shifters: Shimano RevoShifter
- Crankset: steel, 32t, 140mm
- Colors: Dark Silver

## GEOMETRY

FRAME	One Size
Seat Tube Length (mm)	590
Seat Tube Angle	72.0°
Top Tube Length (mm)	520
Head Tube Length (mm)	120
Head Tube Angle	70.0°
Fork Rake (mm)	40
Trail (mm)	69.5
Wheelbase (mm)	983
Chain Stay Length (mm)	410
Bottom Bracket Drop (mm)	24
Stack (mm)	518
Reach (mm)	352
Stand Over Height (mm)	590
Handlebar Width (mm)	560
Stem Length (mm)	60
Crank Length (mm)	152
Wheel Size	24"

*The specifications, colors, and availability of the products can be subjects to alter without prior notification. For availability and prices, please contact the retailers in your city / country.*



## SPECS

FRAME	
SIZES	one size
COLORS	Black
FRAME	ALUXX-Grade Aluminum
FORK	Giant WIN254 HLO, 50mm
SHOCK	N/A
COMPONENTS	
HANDLEBAR	Giant Sport, alloy, 31.8
STEM	forged alloy Ahead, 8-degree
SEATPOST	alloy, single-bolt, 27.2
SADDLE	Giant Jr. Sports
PEDALS	platform
DRIVETRAIN	
SHIFTERS	Shimano RevoShifter
FRONT DERAILLEUR	N/A
REAR DERAILLEUR	Shimano Tourney
BRAKES	mechanical disc
BRAKE LEVERS	alloy, junior MTB
CASSETTE	14x34
CHAIN	KMC HV500
CRANKSET	alloy, 32t, 140mm
BOTTOM BRACKET	semi-cartridge
WHEELS	
RIMS	Giant Kids 24", alloy
HUBS	disc brake, 28h
SPOKES	stainless, 14g
TIRES	Giant Junior Sport, 24x2.1, 22 tpi
EXTRAS	bell, kickstand

## FEATURES

- Frame: ALUXX-Grade Aluminum
- Fork: Giant WIN254 HLO, 50mm
- Shifters: Shimano RevoShifter
- Crankset: alloy, 32t, 140mm
- Colors: Black

## GEOMETRY

FRAME	One Size
Seat Tube Length (mm)	590
Seat Tube Angle	72.0°
Top Tube Length (mm)	520
Head Tube Length (mm)	120
Head Tube Angle	70.0°
Fork Rake (mm)	40
Trail (mm)	69.5
Wheelbase (mm)	983
Chain Stay Length (mm)	410
Bottom Bracket Drop (mm)	24
Stack (mm)	518
Reach (mm)	352
Stand Over Height (mm)	590
Handlebar Width (mm)	560
Stem Length (mm)	60
Crank Length (mm)	152
Wheel Size	24"

*The specifications, colors, and availability of the products can be subjects to alter without prior notification. For availability and prices, please contact the retailers in your city / country.*









# GEAR

When it comes to enjoying the ride, comfort comes first. All of our apparel options are purposefully designed for specific riding styles. Whether climbing steep hills, tackling an all-day adventure, or out for a Sunday cruise, our high-tech fabrics and ride-specific patterns keep you dry and comfortable in any condition.

Apparel Size Guide	136
Apparel Fit System	138
Accessories Size Guide	139
Fabric Technology	140
Chamois Technology	141



## GEAR

## Apparel Size Guide

## How to Measure

**Chest:** With your arms relaxed down at your sides, measure the fullest part of your chest, keeping tape parallel to the floor.

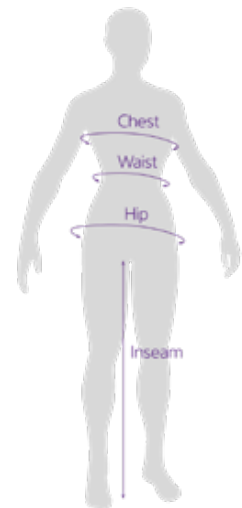
**Waist:** Measure around your natural waistline; keep your measuring tape comfortably loose.

**Hip:** Stand with your heels together. Keeping the tape straight and parallel to the floor, measure around the widest part of your hips.

**Inseam:** Measure the inside length of your leg from your crotch to the bottom of your ankle.

## Size Guide

	Chest		Waist		Hip	
	cm	inch	cm	inch	cm	inch
XS	76-81	30-32	58-64	23-25	84-89	33-35
S	81-86	32-34	64-69	25-27	89-94	35-37
M	86-91	34-36	69-74	27-29	94-99	37-39
L	91-99	36-39	74-81	29-32	99-107	39-42
XL	99-107	39-42	81-89	32-35	107-114	42-45
* 2XL	107-114	42-45	86-97	35-38	114-122	45-48

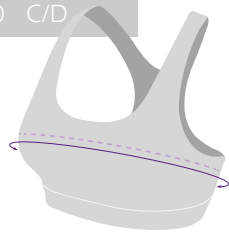


## Size Guide for Signature Series

	Chest		Waist		Hip		Inseam	
	cm	inch	cm	inch	cm	inch	cm	inch
XS	81-85	32-33.5	63-68	25-27	84-89	33-35	73-76	29-30
S	85-89	33.5-35	68-73	27-29	89-94	35-37	75-78	30-31
M	89-94	35-37	73-78	27-29	94-98	37-39	78-81	31-32
L	94-99	37-39	78-83	29-31	98-103	39-41	80-83	31.5-33
XL	99-104	39-41	83-88	31-35	103-108	39-43	82-83	32.3-33
2XL	>105	> 41.3	> 89	> 35.4	> 109	> 43	> 84	> 33

### Sports Bra

	Equivalent Bra Size
S	32-34 A/B
M	34-36 B/C
L	36-38 C
XL	38-40 C/D



### Size Conversions

	EU	UK
XS	34	6
S	36	8
M	38	10
L	40	12
XL	42	14
* 2XL	44	16
* 3XL	46	18

### Plus Size \*2XL & 3XL

Beautiful fit for every body. The beauty of bicycle riding is that we all belong — and we all deserve cycling clothing we love. Liv is committed to every woman, and offers form-flattering apparel for any figure. Elegant style lines maintain modesty without being baggy, so you get great coverage, comfort and flexibility for sizes S-3XL.

Plus size is currently available on the following products: *Liv Race Day Short Sleeve Jersey*, *Liv Race Day Long Sleeve Jersey*, *Liv Race Day Short*, *BeLiv kit* and *BeLiv-Luna kit*.

### Real World Size Guide

*At Liv, we know cyclists come in all shapes and sizes, and we are committed to providing cycling apparel to fit your unique figure. This real-world size guide is here to help you determine what size is right for your body.*

Tester	Height(cm)	Weight(kg)	Chest(cm)	Waist(cm)	Hips(cm)	Size
A	155	48	85	68.5	88	S
B	155	61.5	93	76	100	L
C	156	44	79	61.5	81	XS
D	157.5	63.5	94	76	101.5	L
E	158	52.6	84	67	81	Jersey : S , Shorts : XS
F	160	48	80	67	87	Jersey : XS , Shorts : S
G	160	52.3	84.5	72.5	94.5	M
H	161	47	77.5	64.5	85	XS
I	162	58	85	70.5	95	M
J	165	49	85	64	88	S
K	167	54	77	72	87	S
L	168	59	81	69	89	S
M	172	59	93	70	96	M
N	174.5	65	91	74	101	L

## GEAR

# Apparel Fit System

Our apparel collection features the Liv apparel fit system, consisting of three fit options: Race Fit, Club Fit and Relaxed Fit. These options help you choose the best clothing for your riding style and fit preference.



## Race Fit

This cut is best described as form-fitting or “second skin” because it’s a tight fit that reduces wind resistance, ideal for race conditions and the more speed-conscious cyclist. Fabrics are functional, high-tech and suitable for demanding, all-condition riding.



## Club Fit


A feminine, form-flattering shape, this fit is not too loose or too tight, providing a comfortable and performance-minded apparel option. This fit is paired with flexible, breathable fabrics to help you perform at your best.



## Relaxed Fit

For mountain bikers, this fit allows ample movement and easily allows you to wear body protection for demanding terrain. For the road riders, the relaxed fit is perfect for more casual cycling. This fit collection combines looser fitting, stylish looks with comfortable, high-wicking fabrics that you can wear on and off the bike.



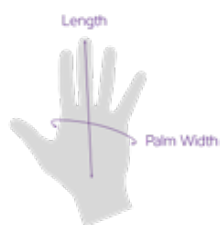


GEAR

# Accessories Size Guide

WOMEN'S GLOVES AND ARM WARMERS

## Gloves



Glove Sizes

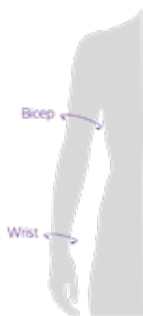
		S	M	L
Palm Width	cm	15-17	17-19.5	19.5-21.5
	inch	6 < 6.5	6.5 < 7.5	7.5 - 8.25
Length	cm	15-16	16-17	17-18.5
	inch	6 < 6.3	6.3 < 6.5	6.5 < 7.2

## Arm Warmers

HOW TO MEASURE

Step 1: Use a tape measure to find the full circumference of the bicep and wrist.

Step 2: Use the chart below to determine the proper arm warmer size based on your measurements.



Arm Warmer Sizes

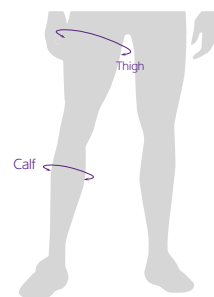
Arm Warmers		S	M	L
Bicep	cm	24-27	27-29	29-32
	inch	9.5 < 10.5	10.5 < 11.5	11.5 - 11.5
Wrist	cm	14-15.5	15.5-17	17-18
	inch	5.5 < 6	6 < 6.5	6.5 < 7

## Knee Warmers

HOW TO MEASURE

Step 1: Use a tape measure to measure the circumference of the widest part of your thigh.

Step 2: Use the size chart below to determine the proper knee warmer size based on your measurements.



		S	M	L
Thigh (Garment measurement)	inch	16 - 19.5	19.5 - 23	22.5 - 25.5
Length (Perimeter)	inch	23.5	25	27

## Leg Warmers

HOW TO MEASURE

Step 1: Use a tape measure to measure the widest part of your thigh.

Step 2: Use the size chart below to determine the proper leg warmer size based on your measurements.


Leg Warmer Sizes

Size		Length (Garment measurement)	Thigh (Perimeter)
S	inch	23.5	16 - 19.5
M	inch	25	19.5 - 23
L	inch	27	22.5 - 25.5

## GEAR

## Fabric Technology


As the ladies of Liv, we know what women need to stay on the move with ease and freedom because we ride too. It takes some serious dedication to brave the elements and get your sweat on, day after day. Tested and proven to be the fabric solution for active women everywhere, our high-performance, technical fabrics weather the storm with longevity and bring you superb fit and comfort.



## TransTextura™



To stay dry and comfortable, clothing needs to wick away moisture quickly and effectively. This fabric design masters the science of wicking by using larger yarns next to the skin and finer yarns on the outer surface. Capillary action then pulls moisture away from the skin and out to the fabric surface for speedy drying.



## ProTextura™



This fabric is engineered to protect you from wet, windy conditions with durable water-repellent finishes and laminations. And water protection doesn't have to equal sweltering and overheating during vigorous activity; our fabrics are breathable to regulate body temperature so you stay comfortable.



## ThermTextura™



When the thermometer drops, capturing warmth is essential. This time we're adding insulation into the comfort equation by fleecing the backside of the fabric, which holds body heat in and protects you from the elements. With this soft, stretchy fabric, you'll discover a comfort and fit that keeps you outside and going strong.



GEAR

# Chamois Technology

At Liv, we take riding seriously. We've created women's-specific chamois designs that comfortably contour your anatomy and deliver the highest standards in protection, using varied thicknesses that distribute weight more evenly and reduce pressure points on your saddle. A breathable, antibacterial top layer crates a chafe-free fit that keeps you cool and dry during tough rides.

	ProComfor™		SportComfor™		CoreComfor™	
SERIES	Race Day, Supreme, Montage, Tropic	Signature, Stealth	Fisso, Cadence	Capitana	Mossa, Beliv	Passo, Activo
PRODUCT IMAGE						
CATEGORY	Long distance	Long distance	Mid distance	Mid distance	Mid-short distance	Off-road
DENSITY & THICKNESS						
SOURCE	Italy (EIT)	China	Italy (EIT)	Taiwan	Taiwan	Taiwan
FEATURES	<ul style="list-style-type: none"> <li>• Triple-density protection</li> <li>• Bacteriostatic Carbonium fabric</li> <li>• All-way stretch fabric reduces chafing</li> </ul>	<ul style="list-style-type: none"> <li>• Multi direction stretch for the perfect fit in riding position</li> <li>• 3D machine precision molding</li> <li>• Layered open cell foam for maximum comfort and breathability</li> <li>• Advanced skin protection and heat dispersion</li> <li>• Antimicrobial fabric</li> </ul>	<ul style="list-style-type: none"> <li>• Extremely lightweight</li> <li>• Perineal area was designed in "sections" using higher foam thicknesses to reduce friction and eventual chafing areas as much as possible</li> </ul>	<ul style="list-style-type: none"> <li>• TransTextura Plus™ fabric is bacteriostatic while offering great breathability and excellent sweat absorption</li> <li>• Perforated high-density foam provides all-day comfort</li> </ul>	<ul style="list-style-type: none"> <li>• TransTextura™ fabric absorbs moisture while drying quickly</li> <li>• Multi-thickness foam shaping offers padding where it is needed, reducing bulkiness in other areas</li> </ul>	<ul style="list-style-type: none"> <li>• TransTextura™ fabric absorbs moisture while drying quickly</li> </ul>
FABRIC FOCUS						







# SHOES

Liv offers shoes for riders at all levels whether you're hitting the trails, putting in endless miles on the road, or joining your first spin class.

Liv shoes are engineered to enhance pedaling efficiency while reducing stress on body joints for seamless power transfer with every pedal stroke.

Shoe Size Guide	144
Women's-Specific Fit	145
MES 2.0 Performance Last	146
MES 2.0 Plate Design	147
Footwear Technology	148



# Shoe Size Guide

Size Chart

EU	US	UK	CM
36	6	4	23
37	7	5	23.8
38	7.5	5.5	24.5
39	8.5	6.5	25
40	9	7	25.8
41	10	8	26.5
42	10	8.5	27
43	11.5	9.5	27.8







## Women's-Specific Fit

Liv's proprietary shoe technology offers a double whammy of efficient power transfer and injury-preventing flexibility. Developed by biomechanics experts, we've tested this system on the finest female athletes in the world. We build our bikes for female athletes, and our shoes are no exception.

This will come as a surprise to no one, but female feet differ drastically from male feet. What you probably didn't know is that it's not simply a matter of size. Women's feet are actually *shaped* differently than men's feet, and that's a pretty big deal when it comes to the hours we put in wearing cycling shoes.

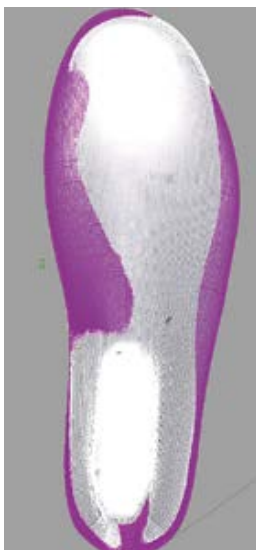


We create cycling shoes that are designed with women's-specific comfort and fit as the highest priority. Unlike our male counterparts, whose feet are generally square, our geometry is more aligned with a triangle. We've shaped our shoes accordingly to prevent injury: a smaller forefoot offers less blister-inducing slippage and other irritations, and the heel base has a textured, cupping support that promotes only the most efficient movement during the entire pedal stroke.



## MES 2.0 Performance Last

One of the results of the extensive development of the new MES technology was an all-new performance last that enhances the performance and comfort gains from the new MES 2.0 plate design. Overlapping the previous MES competition last with the MES 2.0 performance last reveals the improvements that result in enhanced comfort and fit.



### TOP VIEW

Looking at the new MES 2.0 performance last (magenta) from the top, versus the current MES competition last (white), the improvement in the medial (inside) and lateral (outside) of the foot are clearly visible. The new performance last also increases volume in the forefoot, instep and heel areas of the foot. The result is less pressure and an enhanced fit.



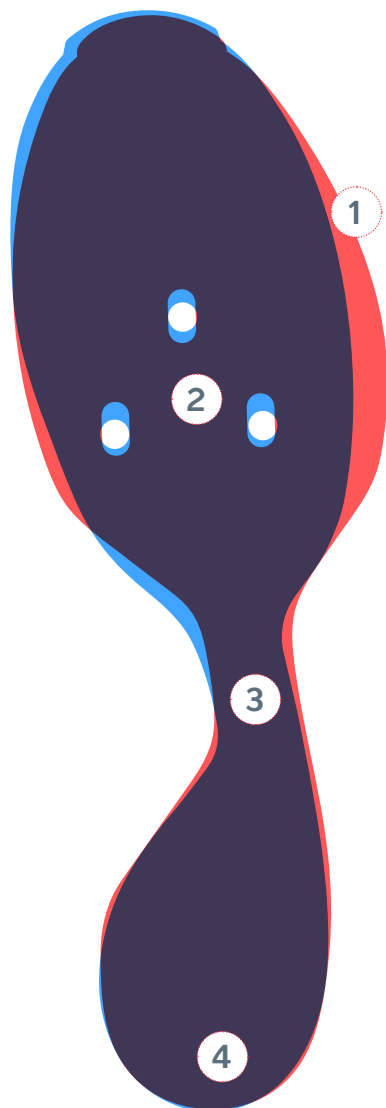
### BOTTOM VIEW

Looking at the new MES 2.0 performance last (magenta) from the bottom, versus the current MES competition last (white), improvements are clear in the lateral (outside) part of the bottom of the foot with additional enhancements on the medial (inside) area of the forefoot and heel. These improvements help eliminate the hotspots commonly experienced during long days in the saddle.

# MES 2.0 Plate Design

The second generation of the MES carbon ExoBeam plate was over a year in development and involved design, testing and feedback from pro team riders worldwide that allowed us to achieve our goal of overall improved fit and performance. The result is a plate design that is lower in overall profile, wider in the forefoot to support the rider's foot and stiffer overall for pedaling efficiency.

Below is an illustration showing a comparison of the overall changes from the original MES 1.0 plate (blue) to the new and improved MES 2.0 plate (red).



## 1. WIDER FOREFOOT

Substantial width was added to the lateral, or outside, area of the plate. This enhances support for the rider's foot and improves the transfer of power from the rider to the pedals and ultimately the bike.

## 2. CLEAT ADJUSTMENT

It may seem like a small issue, but a little extra fore and aft adjustment to the cleats can make a big difference in many riders' overall efficiency and performance. Slotted cleat mounts increase overall adjustment by over 5 mm to help riders find the optimal placement.

## 3. EXOBEAM

The core technology of MES at the performance level is the injected 100% long-fiber carbon or carbon/glass fiber ExoBeam plate, which produces an ultra-light, ultra-stiff plate that exceeds industry standards in terms of heel-to-toe stiffness while still allowing the lower leg and heel to move independently of the forefoot and pedal. ExoBeam technology for this year has been extended for mountain bike application by adding a rubber covered dual-beam design in the mid-foot to offer a more secure contact point when the rider is unclipped from the pedal.

## 4. SLIP-LAST CONSTRUCTION

The new MES 2.0 plate design is designed to optimize the Slip-Last construction to allow the forefoot to be stiff while enabling torsional rotation of the rear and mid foot. This enhanced performance optimizes support, comfort and a secure fit.



# Footwear Technology



Motion Efficiency System

## MES (Motion Efficiency System)

Liv's proprietary shoe technology that offers both efficient power transfer and injury-preventing flexibility. Developed by biomechanics experts and tested on the finest athletes in the world, this system is a combination of the several key technologies: the ExoBeam sole, the ExoWrap upper enclosure and the ExoFlex toe section.



ExoBeam

## ExoBeam

Combines a stiff and highly efficient pedaling platform with just enough torsional flex to allow natural foot, ankle and knee movements during the pedal stroke, for supreme comfort during power transfer. The "beam" and strategically engineered flex zones replace the traditional ultra-stiff plate sole found in most performance cycling shoes. This redesigned sole works in harmony with the ExoWrap foot enclosure, keeping the foot wrapped securely during power transfer into the pedal stroke, while preserving the natural mechanics of the body.



ExoWrap

## ExoWrap

While the upper part of the most shoes are designed to simply pull the foot down toward the sole, ExoWrap fully supports the foot by also pulling up, creating a customized arch support and super-snug heel fit, without the need for special insoles or heel cup designs. This technology also optimizes the fit benefits of the BOA closure system.

## MES Shoe Technology

Liv's proprietary shoe technology offers a double whammy of efficient power transfer and injury-preventing flexibility. Developed by biomechanics experts, we've tested this system on the finest female athletes in the world. We build our bikes for female athletes, and our shoes are no exception.

### MES Outsoles

The oh-so-important outer sole of the shoe provides the stability we need to lay down the watts, with the flexibility required for comfort and natural, healthy movement, all in a lightweight package.



Here are the key driving factors in our design process by women for women:

- Functional stiffness
- Torsional flexibility
- Weight

Liv uses these key driving factors to offer a variety of outsole material that help you make the most of each pedal stroke and take your riding to the next level.

### MES Carbon



### MES Nylon Composite













# HELMETS

A helmet is arguably your most important piece of gear. Liv helmets are designed for all types of female riders, wherever they are in their cycling journey. Each helmet is built on thoughtful designs and ride-specific technologies to keep you cool, comfortable and safe on roads, paths or trails.

Helmet Technology	152
Helmets	153
Ponytail Friendly Cycling Helmets	154
Helmet Fit	155



## Helmet Technology

### MIPS

**Multi-directional Impact Protection System** is a revolutionary patented technology. MIPS is a low friction layer between the head and the helmet that provides added protection with respect to angled impacts.




GEAR / ON-ROAD PERFORMANCE

# Helmets

LIV REV PRO CINCH PRO MIPS SYSTEM

**MAXIMUM VENTILATION, MAXIMUM PROTECTION.** LIV'S ALL NEW LIV REV PRO MIPS HELMET HAS BEEN DESIGNED TO COMBINE MAXIMUM VENTILATION AND MAXIMUM WEIGHT SAVINGS WITH MAXIMUM PROTECTION. UTILIZING TECHNOLOGY FIRST INTRODUCED IN 2018 WITH OUR ACCLAIMED EXTIMA AERO HELMET, THE LIV REV PRO MIPS CINCH FIT SYSTEM HAS BEEN UPDATED AND REFINED TO KEEP DEMANDING ALL-DAY RIDERS MORE COMFORTABLE AND SAFER THAN EVER BEFORE.



## Key Benefits

### INTEGRATED PROTECTION

Carrying over from the acclaimed Extima helmet, the integration of the CINCH Pro™ fit system with MIPS allows us to provide our most secure fit with the highest level of stability and comfort.

### PROVEN VENTILATION

Integrating CINCH Pro™ and MIPS gives the incredible ventilation and cooling we developed through intuitive design and extensive wind tunnel testing using Computational Fluid Dynamics at ACE.

### SUPERIOR COMFORT

Building on the previous success of the CINCH fit system by updating to a new 6-position height adjustment allows even greater distribution of pressure around the rider's head for superior comfort.





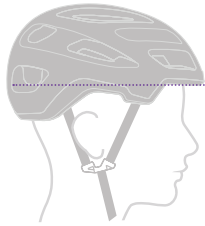
## Ponytail Friendly Cycling Helmets

Liv has ponied up with a women's-specific design that'll banish helmet-induced bad hair days for good. Ponytail friendly helmets allow for a super secure and comfortable fit, regardless of your hairstyle. Simply pull your luscious locks through the hairport in the CINCH Pro Fit System, snug the adjuster, and you're off. Our hairport fit system works for all hair types and for all occasions, so that you can race, tour, commute, or even meet up with friends without splitting hairs over what's going on with your 'do.

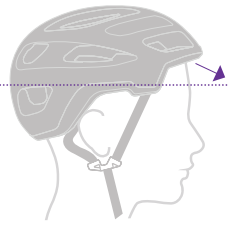
## GEAR

# Helmet Fit

LIV IS COMMITTED TO PROVIDING THE BEST FIT OPTIONS FOR EVERY WOMAN. A COMBINATION OF OUR FITTING EXPERTISE AND EXTENSIVE 3D RESEARCH HAS ALLOWED US TO CREATE A DESIGN DEDICATED TO BOTH ASIAN AND WESTERN HEAD SHAPES, FOR A WIDER TEMPLE AREA AND ROUNDER FIT.



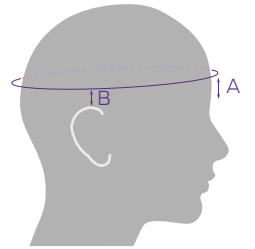
Correctly Fitted



Poorly Fitted

## How to Measure

- Place the tape measurer about 25 mm above your eyebrows.
- Ensure measuring tape is about 15 mm above your ear.



### Adult Helmet

Fit	Size	Circumference
Western	S	51-55cm
	M	55-59cm
	L	59-63cm
Asian	S	51-57cm
	M	55-61cm
	L	59-65cm

### Youth Helmet

Fit	Size	Circumference
Western	OSFM	49-57cm
Asian	OSFM	51-59cm

### Child Helmet

Fit	Size	Circumference	Age
Universal	Child Universal	50-55cm	4-10

### Toddler Helmet

Fit	Size	Circumference	Age
Universal	Toddler Universal	46-51cm	Under 5







# SADDLES

A saddle can make or break a ride for any rider at any level. Recognizing the importance of proper fit, Liv has developed saddles for female riders so you can enjoy the comfort of a saddle that feels like it was made just for you.

Liv Road Saddle Technology	158
Liv Mountain Saddle Technology	160

# Liv Road Saddle Technology



## 1. Particle Flow Technology

With free-flowing decompression particles inside the padding, this technology reduces 20% of pressure on sit bones, providing highly resilient support.



## 2. Cut-Out Design

This ergonomic design is based on the shape and contact angle of the riders' pelvis and reduces soft tissue pressure and discomfort.



## 3. UniClip

This secure mounting system makes your bike ready for Liv's exclusive accessories, to add function and enhance the look of your ride.



## 4. New Generation Shape

Side curves give your body more clearance for pedaling efficiency, while a more pronounced rear curve adds a supportive feel for more comfort and performance in any riding position.






### 5. Wide Short-Nose Design

Supportive in a variety of riding positions, this saddle design increases the seating area to add stability and comfort.



### 6. New Generation Shape

Side curves give your body more clearance for pedaling efficiency, while a more pronounced rear curve adds a supportive feel for more comfort and performance in any riding position.



### 7. Rebound Technology

A lightweight foam with optimal density that is highly resilient for long-term support.



# Liv Mountain Saddle Technology



## 1. Particle Flow Technology

With free-flowing decompression particles inside the padding, this technology reduces 20% of pressure on sit bones, providing highly resilient support.



## 2. Extra Soft Foam


Comfort is one of our top priorities; this technology protects your soft tissues so you can enjoy longer rides.



## 3. Side Flex Design


Ensures a safer experience on the saddle by reducing impact and friction of the inner thighs while riding.





#### 4. Long-Nose Design

Built to support an aggressive riding style and riding positions that vary as much as the terrain, this design amplifies control and contact during corners and descents.



#### 5. Smooth Microfiber Technology

Durable and sleek, plus it's easy to clean for a new-bike look that lasts. This surface creates a tough saddle that withstands the demands of riding and allows for smooth transitions on and off the bike.



#### 6. Rebound Technology

A lightweight foam with optimal density that is highly resilient for long-term support.









#LivCommitted

