

# UNLEASH YOUR RIDE AS SHEEP



2021 FULL LINE CATALOG

**GIANT**

# ENDLESS POSSIBILITIES

There are so many different ways to ride a bike. It doesn't matter who you are or where you live—there are always roads, paths or trails to inspire us and challenge us. We're here to fuel your adventures. To help you discover that feeling of freedom that comes from riding a bike. Set a goal, map your route, and make the most of every pedal stroke.



## CONTENTS

ENDLESS POSSIBILITIES	2
RIDE UNLEASHED	4
YOUR RIDE GUIDE	6
ADVANCED COMPOSITE TECHNOLOGY	245
D-FUSE TECHNOLOGY	251
ALUXX ALUMINUM TECHNOLOGY	252
INSIDE ALUXX SLR	253
COMPACT ROAD DESIGN	255
MAESTRO SUSPENSION TECHNOLOGY	256
FLEXPOINT SUSPENSION TECHNOLOGY	260
TECHNOLOGIES AND FEATURES	262

## BIKE INDEX



ROAD	8	CROSS / GRAVEL	78	MOUNTAIN	104	E-BIKE	166
TRINITY ADVANCED PRO 1	10	TCX ADVANCED PRO 0	80	ANTHEM ADVANCED PRO 29 1	106	TRANCE X E+ 1 PRO 29ER	190
TRINITY ADVANCED PRO 2	11	TCX ADVANCED PRO 1	81	ANTHEM ADVANCED PRO 29 2	107	TRANCE X E+ 2 PRO 29ER	191
TRINITY ADVANCED PRO TRI FF	12	TCX ADVANCED PRO 2	82	ANTHEM ADVANCED PRO 29		TRANCE X E+ 3 PRO 29ER	192
TRINITY ADVANCED PRO TT FF	13	TCX ADVANCED PRO FF	83	World Champion Frameset	108	REIGN E+ 0 PRO	193
TRINITY ADVANCED	14	REVOLT ADVANCED PRO 0	84	ANTHEM 29 1	109	REIGN E+ 1 PRO	194
PROPEL ADVANCED SL 0 DISC	15	REVOLT ADVANCED PRO 1	85	ANTHEM 29 2	110	REIGN E+ 2 PRO	195
PROPEL ADVANCED SL 1 DISC	16	REVOLT ADVANCED 0	86	XTC ADVANCED SL 29 0	111	REIGN E+ 3 PRO	196
PROPEL ADVANCED SL DISC FF A	17	REVOLT ADVANCED 1	87	XTC ADVANCED SL 29 1	112	STANCE E+ 0 PRO 29ER	197
PROPEL ADVANCED PRO 0 DISC	18	REVOLT ADVANCED 2	88	XTC ADVANCED 29 1	113	STANCE E+ 1 PRO 29ER	198
PROPEL ADVANCED PRO 1 DISC	19	REVOLT ADVANCED 3	89	XTC ADVANCED 29 1.5	114	STANCE E+ EX PRO 29ER	199
PROPEL ADVANCED PRO DISC FF A	20	REVOLT ADVANCED-FF A	90	XTC ADVANCED 29 2	115	STANCE E+ 1 29ER	200
PROPEL ADVANCED PRO 1	21	REVOLT 0	91	XTC ADVANCED 29 3	116	STANCE E+ 1 29ER 625	201
PROPEL ADVANCED 1 DISC	22	REVOLT 1	92	XTC SLR 29 1	117	STANCE E+ 2 29ER	202
PROPEL ADVANCED 2 DISC	23	REVOLT 2	93	XTC SLR 29 2	118	STANCE E+ EX 29ER	203
PROPEL ADVANCED 2	24	TOUGHROAD SLR 1	94	FATHOM 29 1	119	FATHOM E+ 1 PRO 29ER	204
TCR ADVANCED SL 0 DISC	25	TOUGHROAD SLR 2	95	FATHOM 29 2	120	FATHOM E+ 2 PRO 29ER	205
TCR ADVANCED SL 1 DISC	26	TOUGHROAD SLR EX	96	FATHOM 1	121	FATHOM E+ 1 29ER	206
TCR ADVANCED SL DISC FF A	27	ROAM 0 DISC	97	FATHOM 2	122	FATHOM E+ 2 29ER	207
TCR ADVANCED SL FF	28	ROAM 1 DISC	98	TRANCE X ADVANCED PRO 29 0	123	TALON E+ 1 29ER	208
TCR ADVANCED PRO 0 DISC	29	ROAM 2 DISC	99	TRANCE X ADVANCED PRO 29 1	124	TALON E+ 2 29ER	209
TCR ADVANCED PRO 0 DISC		ROAM 3 DISC	100	TRANCE X ADVANCED PRO 29 2	125	TALON E+ 3 29ER	210
King of Mountain	30	ROAM 4 DISC	101	TRANCE ADVANCED PRO 29 1	126	REVOLT E+ PRO XR	211
TCR ADVANCED PRO 1 DISC	31	ROAM EX	102	TRANCE ADVANCED PRO 29 2	127	EXPLORE E+ 0 PRO GTS	212
TCR ADVANCED PRO 1 DISC				TRANCE ADVANCED PRO 29 3	128	EXPLORE E+ 0 PRO STA	213
King of Mountain	32			TRANCE ADVANCED	129	EXPLORE E+ 1 PRO GTS 45KM/H	214
TCR ADVANCED PRO 1	33			TRANCE X 29 1	130	EXPLORE E+ 1 PRO GTS	215
TCR ADVANCED PRO 2 DISC	34			TRANCE X 29 2	131	EXPLORE E+ 1 PRO STA	216
TCR ADVANCED PRO DISC FF A	35			TRANCE X 29 3	132	EXPLORE E+ 1 GTS	217
TCR ADVANCED PRO TEAM DISC	36			TRANCE 29 1	133	EXPLORE E+ 1 STA	218
TCR ADVANCED 1+ DISC				TRANCE 29 2	134	EXPLORE E+ 2 GTS	219
PRO COMPACT	37			TRANCE 29 3	135	EXPLORE E+ 2 STA	220
TCR ADVANCED 1 DISC				TRANCE	136	EXPLORE E+ 3 GTS	221
PRO COMPACT	38			TALON 29 0	137	EXPLORE E+ 3 STA	222
TCR ADVANCED 1 DISC				TALON 29 1	138	ANYTOUR E+ 2 GTS	223
King of Mountain	39			TALON 29 1 GE	139	ANYTOUR E+ 2 LDS	224
TCR ADVANCED 1 PRO COMPACT	40			TALON 29 2	140	ANYTOUR E+ 3 LDS	225
TCR ADVANCED 1 King of Mountain	41			TALON 29 2 GE	141	DAILYTOUR E+ 1 BD GTS	226
TCR ADVANCED 2 DISC				TALON 29 3	142	DAILYTOUR E+ 1 BD LDS	227
PRO COMPACT	42			TALON 29 3 GE	143	DAILYTOUR E+ 2 GTS	228
TCR ADVANCED 2 King of Mountain	43			TALON 29 4 GE	144	DAILYTOUR E+ 2 LDS	229
TCR ADVANCED 2 DISC SE	44			TALON 0	145		
TCR ADVANCED 2 PRO COMPACT	45			TALON 1 GE	146		
TCR ADVANCED 3 DISC	46			TALON 2	147		
DEFY ADVANCED PRO 0	47			TALON 2 GE	148		
DEFY ADVANCED PRO 1 DI2	48			TALON 3	149		
DEFY ADVANCED PRO 1	49			TALON 3 GE	150		
DEFY ADVANCED PRO 2	50			TALON 4 GE	151		
DEFY ADVANCED PRO 3	51			STANCE 29 1	152		
DEFY ADVANCED 1	52			STANCE 29 2	153		
DEFY ADVANCED 2	53			REIGN ADVANCED PRO 29 0	154	FATHOM E+ JUNIOR	232
DEFY ADVANCED 3	54			REIGN ADVANCED PRO 29 1	155	TRANCE JR 26	233
CONTEND SL 1 DISC	55			REIGN ADVANCED PRO 29 2	156	XTC JR DISC 24	234
CONTEND SL 1	56			REIGN ADVANCED PRO 29 FR	157	XTC JR 24 LITE	235
CONTEND SL 2 DISC	57			REIGN 29 1	158	XTC JR 24	236
CONTEND SL 2	58			REIGN 29 2	159	XTC JR 20	237
CONTEND AR 1	59			REIGN 29 2X	160	ARX 26	238
CONTEND AR 2	60			REIGN SX	161	ARX 24	239
CONTEND AR 3	61			ATX 27.5 / 26	162	ARX 20	240
CONTEND AR 4	62			YUKON 1	164	ARX 16 F/W	241
CONTEND 1	63			YUKON 2	165	ANIMATOR C/B 16	242
CONTEND 2	64					ANIMATOR F/W 16	243
CONTEND 3	65						
FASTROAD SL 1	66						
FASTROAD SL 2	67						
FASTROAD SL 3	68						
FASTROAD ADVANCED 1	69						
FASTROAD ADVANCED 2	70						
ESCAPE 0 DISC	71						
ESCAPE 1 DISC	72						
ESCAPE 2 CITY DISC	73						
ESCAPE 2 DISC	74						
ESCAPE 3 DISC	75						
ESCAPE 3	76						



# RIDE

# UNLEASHED



## OUR PURPOSE AT GIANT IS TO HELP ALL RIDERS UNLEASH THEIR FULL POTENTIAL.

Whatever your goal might be—winning a race, riding a technical trail, getting to work every day, or exploring new places—we understand the exhilaration that comes from taking that journey.

It's not only about what you can achieve. It's also the pursuit. It's the feeling of being unconstrained. At Giant, we have created a whole universe around this idea. Our products, our retail partners and our community are all here to support you.

Our parent company, the Giant Group, was founded in 1972. We started small, but over the past four decades we have combined craftsmanship, technology and innovative design to become the world's leading brand of high-quality bicycles and gear.

We introduced lighter, stronger aluminum frames at a time when the industry standard was steel. We were first to make carbon fiber bikes widely available to the world. We defined the look and feel of modern road racing bikes with our Compact Road technology. And we revolutionized off-road performance bikes with Maestro Suspension.

Today, this spirit of innovation is stronger than ever. Our collection of gear and components, developed and tested by some of the top teams and athletes in pro racing, continues to expand. Our industry-leading E-bikes are redefining what's possible for cyclists of all abilities.

These innovations serve a larger purpose. We are builders and innovators, but we are also a global community of cyclists. We are athletes, adventurers and advocates for cycling.

Put it all together, and Giant is a complete ecosystem of bikes, gear and cycling services, seamlessly connected and always accessible. You can find us at our more than 12,000 retail stores around the world or connect with us online from wherever you are.

So come ride with us and feel the rush.

**#RIDEUNLEASHED**

# YOUR RIDE GUIDE

Buzz through city streets or climb mountain roads. Ramble along quiet country roads or shred singletrack trails. It's your ride, your rules. Whatever way you choose to go, we have the perfect bike to help you make the most of it.



## ROAD

TRINITY	10
PROPEL	15
TCR ADVANCED	25
DEFY ADVANCED	47
CONTEND	55
FASTROAD	66
ESCAPE	71



## CROSS / GRAVEL

/ TCX ADVANCED	80
REVOLT	84
TOUGHROAD SLR	94
ROAM	97



## MOUNTAIN

/ ANTHEM	106
XTC	111
FATHOM	119
TRANCE X ADVANCED	123
TRANCE ADVANCED	126
TRANCE X 29	130
TRANCE 29	133
TRANCE	136
TALON 29	137
TALON	145
STANCE 29	152
REIGN ADVANCED PRO 29	154
REIGN 29	158
REIGN SX	161
ATX	162
YUKON	164

**SPEED**



**UNLEASHED**



# ROAD

Power. Precision. Aerodynamics. Fun. Whether you're a Tour de France pro, a gran fondo first-timer or a committed commuter, you know the allure of riding on the road. From smooth and fast to casual and cool, we have just what you need to get rolling.

## ROAD

TRINITY ADVANCED PRO	10
TRINITY ADVANCED	14
PROPEL ADVANCED SL	15
PROPEL ADVANCED PRO	18
PROPEL ADVANCED	22
TCR ADVANCED SL	25
TCR ADVANCED PRO	29
TCR ADVANCED	37
DEFY ADVANCED PRO	47
DEFY ADVANCED	52
CONTEND SL	55
CONTEND AR	59
CONTEND	63
FASTROAD SL	66
FASTROAD ADVANCED	69
ESCAPE	71

# TRINITY ADVANCED PRO 1

## ON-ROAD



## SPECS

FRAME	
<b>SIZES</b>	XS, S, M, L
<b>COLORS</b>	Gloss Rainbow Black/Matte Black
<b>FRAME</b>	Advanced-Grade Composite
<b>FORK</b>	Advanced-Grade Composite, alloy OverDrive steerer
<b>SHOCK</b>	N/A
COMPONENTS	
<b>HANDLEBAR</b>	Giant Trinity composite base bar with ski bend
<b>STEM</b>	Trinity alloy, high/low stem
<b>SEATPOST</b>	Trinity composite
<b>SADDLE</b>	ISM PS1.0
<b>PEDALS</b>	platform pedal [GCS,GTS] N/A [all other GSC]
DRIVETRAIN	
<b>SHIFTERS</b>	SRAM eTap Blips
<b>FRONT DERAILLEUR</b>	SRAM Force eTap AXS
<b>REAR DERAILLEUR</b>	SRAM Force eTap AXS
<b>BRAKES</b>	Giant SpeedControl SL
<b>BRAKE LEVERS</b>	Giant Trinity
<b>CASSETTE</b>	SRAM Force, 12-speed, 10x28
<b>CHAIN</b>	SRAM Force D1
<b>CRANKSET</b>	SRAM Force D1 DUB 35/48 with Quarq power meter
<b>BOTTOM BRACKET</b>	SRAM DUB, press fit
WHEELS	
<b>RIMS</b>	Giant P-A2 wheelset
<b>HUBS</b>	Giant P-A2 wheelset
<b>SPOKES</b>	Giant P-A2 wheelset
<b>TIRES</b>	Giant Gavia Course AC 1, tubeless, 700x25c (28mm), folding
<b>EXTRAS</b>	integrated hydration, integrated food storage, misc fairings, AeroVault system

## FEATURES

- Frame: Advanced-Grade Composite
- Fork: Advanced-Grade Composite, alloy OverDrive steerer
- Shifters: SRAM eTap Blips
- Crankset: SRAM Force D1 DUB 35/48 with Quarq power meter
- Colors: Gloss Rainbow Black/Matte Black

## GEOMETRY

FRAME	XS	S	M	L
Seat Tube Length (mm)	460	490	515	545
Seat Tube Angle	77.0°	77.0°	77.0°	77.0°
Top Tube Length (mm)	509	528	541	554
Head Tube Length (mm)	80	110	140	170
Head Tube Angle	73.0°	73.0°	73.0°	73.0°
Fork Rake (mm)	40	40	40	40
Trail (mm)	61	61	61	61
Wheelbase (mm)	967	988	1003	1018
Chain Stay Length (mm)	405	405	405	405
Bottom Bracket Drop (mm)	65	65	65	65
Stack (mm)	482	510	539	568
Reach (mm)	398	410	417	423
Stand Over Height (mm)	742	767	790	836
Handlebar Width (mm)	400	400	400	400
Stem Length (mm)	80	80	80	80
Crank Length (mm)	165	170	172.5	175
Wheel Size	700C	700C	700C	700C

*The specifications, colors, and availability of the products can be subjects to alter without prior notification. For availability and prices, please contact the retailers in your city / country.*



## SPECS

FRAME	
<b>SIZES</b>	XS, S, M, L
<b>COLORS</b>	Carbon/Rosewood/Unicorn White
<b>FRAME</b>	Advanced-Grade Composite
<b>FORK</b>	Advanced-Grade Composite, alloy OverDrive steerer
<b>SHOCK</b>	N/A
COMPONENTS	
<b>HANDLEBAR</b>	Giant Trinity composite base bar with ski bend
<b>STEM</b>	Trinity alloy, high/low stem
<b>SEATPOST</b>	Trinity composite
<b>SADDLE</b>	ISM PS1.0
<b>PEDALS</b>	platform pedal [GCS,GTS] N/A [all other GSC]
DRIVETRAIN	
<b>SHIFTERS</b>	Shimano SL-BSR1
<b>FRONT DERAILLEUR</b>	Shimano Ultegra
<b>REAR DERAILLEUR</b>	Shimano Ultegra
<b>BRAKES</b>	Giant Speed Control SL
<b>BRAKE LEVERS</b>	Giant Trinity
<b>CASSETTE</b>	Shimano Ultegra, 11x30
<b>CHAIN</b>	KMC X11SL-1
<b>CRANKSET</b>	Shimano Ultegra, 36/52 with Giant Power Pro power meter
<b>BOTTOM BRACKET</b>	Shimano, press fit
WHEELS	
<b>RIMS</b>	Giant P-A2 wheelset
<b>HUBS</b>	Giant P-A2 wheelset
<b>SPOKES</b>	Giant P-A2 wheelset
<b>TIRES</b>	Giant Gavia Course AC 1, tubeless, 700x25c (28mm), folding
<b>EXTRAS</b>	integrated hydration, integrated food storage, misc fairings, AeroVault system

## FEATURES

- Frame: Advanced-Grade Composite
- Fork: Advanced-Grade Composite, alloy OverDrive steerer
- Shifters: Shimano SL-BSR1
- Crankset: Shimano Ultegra, 36/52 with Giant Power Pro power meter
- Colors: Carbon/Rosewood/Unicorn White

## GEOMETRY

FRAME	XS	S	M	L
Seat Tube Length (mm)	460	490	515	545
Seat Tube Angle	77.0°	77.0°	77.0°	77.0°
Top Tube Length (mm)	509	528	541	554
Head Tube Length (mm)	80	110	140	170
Head Tube Angle	73.0°	73.0°	73.0°	73.0°
Fork Rake (mm)	40	40	40	40
Trail (mm)	61	61	61	61
Wheelbase (mm)	967	988	1003	1018
Chain Stay Length (mm)	405	405	405	405
Bottom Bracket Drop (mm)	65	65	65	65
Stack (mm)	482	510	539	568
Reach (mm)	398	410	417	423
Stand Over Height (mm)	742	767	790	836
Handlebar Width (mm)	400	400	400	400
Stem Length (mm)	80	80	80	80
Crank Length (mm)	165	170	172.5	175
Wheel Size	700C	700C	700C	700C

*The specifications, colors, and availability of the products can be subjects to alter without prior notification. For availability and prices, please contact the retailers in your city / country.*

# TRINITY ADVANCED PRO TRI FF

ON-ROAD



## SPECS

## FEATURES

### GEOMETRY

FRAME	XS	S	M	L
Seat Tube Length (mm)	460	490	515	545
Seat Tube Angle	77.0°	77.0°	77.0°	77.0°
Top Tube Length (mm)	509	528	541	554
Head Tube Length (mm)	80	110	140	170
Head Tube Angle	73.0°	73.0°	73.0°	73.0°
Fork Rake (mm)	40	40	40	40
Trail (mm)	61	61	61	61
Wheelbase (mm)	967	988	1003	1018
Chain Stay Length (mm)	405	405	405	405
Bottom Bracket Drop (mm)	65	65	65	65
Stack (mm)	482	510	539	568
Reach (mm)	398	410	417	423
Stand Over Height (mm)	742	767	790	836
Handlebar Width (mm)	400	400	400	400
Stem Length (mm)	80	80	80	80
Crank Length (mm)	165	170	172.5	175
Wheel Size	700C	700C	700C	700C

*The specifications, colors, and availability of the products can be subjects to alter without prior notification. For availability and prices, please contact the retailers in your city / country.*



## SPECS

## FEATURES

### GEOMETRY

FRAME	XS	S	M	L
Seat Tube Length (mm)	460	490	515	545
Seat Tube Angle	77.0°	77.0°	77.0°	77.0°
Top Tube Length (mm)	509	528	541	554
Head Tube Length (mm)	80	110	140	170
Head Tube Angle	73.0°	73.0°	73.0°	73.0°
Fork Rake (mm)	40	40	40	40
Trail (mm)	61	61	61	61
Wheelbase (mm)	967	988	1003	1018
Chain Stay Length (mm)	405	405	405	405
Bottom Bracket Drop (mm)	65	65	65	65
Stack (mm)	482	510	539	568
Reach (mm)	398	410	417	423
Stand Over Height (mm)	742	767	790	836
Handlebar Width (mm)	400	400	400	400
Stem Length (mm)	80	80	80	80
Crank Length (mm)	165	170	172.5	175
Wheel Size	700C	700C	700C	700C

*The specifications, colors, and availability of the products can be subjects to alter without prior notification. For availability and prices, please contact the retailers in your city / country.*



## SPECIFIKACIJE

OKVIR	
VELIKOSTI	XS, S, M, L
BARVE	Charcoal/Chameleon Mars
OKVIR	Advanced-Grade Composite
VILICE	Advanced-Grade Composite, alloy OverDrive steerer
AMORTIZER	N/A
KOMPONENTE	
KRMILO	Giant alloy Contact base bar aluminum extension ski bend
OPORA KRMILA	Giant Connect
OPORA SEDEŽA	Trinity composite
SEDEŽ	ISM PS1.0, steel rail
PEDALA	platform pedal [GCS,GTS] N/A [all other GSC]
POGON	
PRESTAVNE ROČICE	Shimano TT SL-BSR 1
PREDNJI MENJALNIK	Shimano 105
ZADNJI MENJALNIK	Shimano 105
ZAVORE	Front: TKB84 rear: TBK88
ZAVORNE ROČICE	Tektro RX 4.1
VERIŽNIK	Shimano 105, 11x28
VERIGA	KMC X11EL-1
GONILKE Z VERIŽNIKI	Shimano FC-RS510, 34/50
BOTTOM BRACKET	Shimano, press fit
OBROČNIKI	
OBROČI	Giant S-R2 wheelset
PESTA	Giant S-R2 wheelset
NAPERE	Giant S-R2 wheelset
PLAŠČI	Giant Gavia Course AC 1, tubeless, 700x25c (28mm), folding
DODATKI	integrated food storage, AeroVault system

## ZNAČILNOSTI

- Okvir: Advanced-Grade Composite
- Vilice: Advanced-Grade Composite, alloy OverDrive steerer
- Prestavne ročice: Shimano TT SL-BSR 1
- Gonilke z verižniki: Shimano FC-RS510, 34/50
- Barve: Charcoal/Chameleon Mars

## GEOMETRIJA

OKVIR	XS	S	M	L
Dolžina sedežne cevi (mm)	460	490	515	545
Kot sedežne cevi	77,0°	77,0°	77,0°	77,0°
Top Tube Length (mm)	509	528	541	554
Višina glave okvirja (mm)	80	110	140	170
Krmilni kot	73,0°	73,0°	73,0°	73,0°
Zamik vpetja osi (mm)	40	40	40	40
Trail (mm)	61	61	61	61
Medosna razdalja (mm)	967	988	1003	1018
Dolžina cevi ob verigi (mm)	405	405	405	405
Bottom Bracket Drop (mm)	65	65	65	65
Oddaljenost zgornje cevi od gonilne osi (mm)	482	510	539	568
Doseg (mm)	398	410	417	423
Višina zgornje cevi (mm)	742	767	790	836
Širina krmila (mm)	400	400	400	400
Dolžina opore krmila (mm)	80	90	90	100
Dolžina gonilke (mm)	165	170	172,5	175
Velikost obročnikov	700C	700C	700C	700C

Vse navedene specifikacije se lahko spremenijo brez obvestila.



## SPECS

FRAME	
<b>SIZES</b>	XS, S, M, ML, L, XL
<b>COLORS</b>	Carbon/Chrome
<b>FRAME</b>	Advanced SL-Grade Composite, integrated seatpost, disc
<b>FORK</b>	Advanced SL-Grade Composite, full-composite OverDrive 2 steerer, disc
<b>SHOCK</b>	N/A
COMPONENTS	
<b>HANDLEBAR</b>	Giant Contact SLR Aero
<b>STEM</b>	Giant Contact SLR Aero
<b>SEATPOST</b>	integrated design
<b>SADDLE</b>	Giant Fleet SL
<b>PEDALS</b>	N/A
DRIVETRAIN	
<b>SHIFTERS</b>	SRAM RED eTap AXS
<b>FRONT DERAILLEUR</b>	SRAM RED eTap AXS
<b>REAR DERAILLEUR</b>	SRAM RED eTap AXS
<b>BRAKES</b>	SRAM RED eTap AXS hydraulic
<b>BRAKE LEVERS</b>	SRAM RED eTap AXS hydraulic
<b>CASSETTE</b>	SRAM RED, 12-speed, 10x28
<b>CHAIN</b>	SRAM RED D1
<b>CRANKSET</b>	SRAM RED D1 DUB, 35/48 with Quarq DZero power meter
<b>BOTTOM BRACKET</b>	SRAM DUB, press fit
WHEELS	
<b>RIMS</b>	CADEX Aero Disc WheelSystem (F:42mm, R:65mm)
<b>HUBS</b>	CADEX Aero Disc WheelSystem, 12mm thru-axle
<b>SPOKES</b>	CADEX Aero Disc WheelSystem
<b>TIRES</b>	CADEX Race 25, tubeless, 700x25c, folding
<b>EXTRAS</b>	race axle, tubeless prepared

## FEATURES

- Frame: Advanced SL-Grade Composite, integrated seatpost, disc
- Fork: Advanced SL-Grade Composite, full-composite OverDrive 2 steerer, disc
- Shifters: SRAM RED eTap AXS
- Crankset: SRAM RED D1 DUB, 35/48 with Quarq DZero power meter
- Colors: Carbon/Chrome

## GEOMETRY

FRAME	XS	S	M	ML	L	XL
Seat Tube Length (mm)	680	710	740	770	790	820
Seat Tube Angle	74.5°	73.5°	73.0°	73.0°	73.0°	72.0°
Top Tube Length (mm)	515	535	550	570	580	605
Head Tube Length (mm)	120	130	145	165	185	200
Head Tube Angle	71.0°	72.5°	73.0°	73.0°	73.0°	73.0°
Fork Rake (mm)	45	45	45	45	45	45
Trail (mm)	70	60	57	57	57	57
Wheelbase (mm)	972	970	976	997	1007	1021
Chain Stay Length (mm)	405	405	405	405	405	405
Bottom Bracket Drop (mm)	70	68	68	65	65	65
Stack (mm)	517	529	545	562	581	595
Reach (mm)	372	378	383	398	402	412
Stand Over Height (mm)	744	769	787	807	829	843
Handlebar Width (mm)	400	400	420	420	440	440
Stem Length (mm)	80	90	100	110	110	120
Crank Length (mm)	170	170	172.5	172.5	175	175
Wheel Size	700C	700C	700C	700C	700C	700C

*The specifications, colors, and availability of the products can be subjects to alter without prior notification. For availability and prices, please contact the retailers in your city / country.*

# PROPEL ADVANCED SL 1 DISC

ON-ROAD



## SPECS

FRAME	
<b>SIZES</b>	XS, S, M, ML, L, XL
<b>COLORS</b>	Sincity/Rainbow Black
<b>FRAME</b>	Advanced SL-Grade Composite, integrated seatpost, disc
<b>FORK</b>	Advanced SL-Grade Composite, full-composite OverDrive 2 steerer, disc
<b>SHOCK</b>	N/A
COMPONENTS	
<b>HANDLEBAR</b>	Giant Contact SLR Aero
<b>STEM</b>	Giant Contact SLR Aero
<b>SEATPOST</b>	integrated design
<b>SADDLE</b>	Giant Fleet SL
<b>PEDALS</b>	N/A
DRIVETRAIN	
<b>SHIFTERS</b>	SRAM Force eTap AXS
<b>FRONT DERAILLEUR</b>	SRAM Force eTap AXS
<b>REAR DERAILLEUR</b>	SRAM Force eTap AXS
<b>BRAKES</b>	SRAM Force eTap AXS hydraulic
<b>BRAKE LEVERS</b>	SRAM Force eTap AXS hydraulic
<b>CASSETTE</b>	SRAM Force, 12-speed, 10x28
<b>CHAIN</b>	SRAM Force D1
<b>CRANKSET</b>	SRAM Force D1 DUB, 35/48 with Quarq DZero power meter
<b>BOTTOM BRACKET</b>	SRAM DUB, press fit
WHEELS	
<b>RIMS</b>	Giant SLR 1 Carbon Disc WheelSystem ( F:42mm, R:65mm)
<b>HUBS</b>	Giant SLR 1 Carbon Disc WheelSystem, 12mm thru-axle
<b>SPOKES</b>	Giant SLR 1 Carbon Disc WheelSystem
<b>TIRES</b>	CADEX Race 25, tubeless, 700x25c, folding
<b>EXTRAS</b>	race axle, tubeless prepared

## FEATURES

- Frame: Advanced SL-Grade Composite, integrated seatpost, disc
- Fork: Advanced SL-Grade Composite, full-composite OverDrive 2 steerer, disc
- Shifters: SRAM Force eTap AXS
- Crankset: SRAM Force D1 DUB, 35/48 with Quarq DZero power meter
- Colors: Sincity/Rainbow Black

## GEOMETRY

FRAME	XS	S	M	ML	L	XL
Seat Tube Length (mm)	680	710	740	770	790	820
Seat Tube Angle	74.5°	73.5°	73.0°	73.0°	73.0°	72.0°
Top Tube Length (mm)	515	535	550	570	580	605
Head Tube Length (mm)	120	130	145	165	185	200
Head Tube Angle	71.0°	72.5°	73.0°	73.0°	73.0°	73.0°
Fork Rake (mm)	45	45	45	45	45	45
Trail (mm)	70	60	57	57	57	57
Wheelbase (mm)	972	970	976	997	1007	1021
Chain Stay Length (mm)	405	405	405	405	405	405
Bottom Bracket Drop (mm)	70	68	68	65	65	65
Stack (mm)	517	529	545	562	581	595
Reach (mm)	372	378	383	398	402	412
Stand Over Height (mm)	744	769	787	807	829	843
Handlebar Width (mm)	400	400	420	420	440	440
Stem Length (mm)	80	90	100	110	110	120
Crank Length (mm)	170	170	172.5	172.5	175	175
Wheel Size	700C	700C	700C	700C	700C	700C

*The specifications, colors, and availability of the products can be subjects to alter without prior notification. For availability and prices, please contact the retailers in your city / country.*





## SPECS

## FEATURES

### GEOMETRY

FRAME	XS	S	M	ML	L	XL
Seat Tube Length (mm)	680	710	740	770	790	820
Seat Tube Angle	74.5°	73.5°	73.0°	73.0°	73.0°	72.0°
Top Tube Length (mm)	515	535	550	570	580	605
Head Tube Length (mm)	120	130	145	165	185	200
Head Tube Angle	71.0°	72.5°	73.0°	73.0°	73.0°	73.0°
Fork Rake (mm)	45	45	45	45	45	45
Trail (mm)	70	60	57	57	57	57
Wheelbase (mm)	972	970	976	997	1007	1021
Chain Stay Length (mm)	405	405	405	405	405	405
Bottom Bracket Drop (mm)	70	68	68	65	65	65
Stack (mm)	517	529	545	562	581	595
Reach (mm)	372	378	383	398	402	412
Stand Over Height (mm)	744	769	787	807	829	843
Handlebar Width (mm)	400	400	420	420	440	440
Stem Length (mm)	80	90	100	110	110	120
Crank Length (mm)	170	170	172.5	172.5	175	175
Wheel Size	700C	700C	700C	700C	700C	700C

*The specifications, colors, and availability of the products can be subjects to alter without prior notification. For availability and prices, please contact the retailers in your city / country.*

# PROPEL ADVANCED PRO 0 DISC

## ON-ROAD



## SPECS

FRAME	
<b>SIZES</b>	XS, S, M, ML, L, XL
<b>COLORS</b>	Matte Chrysocolla/Gloss Black/Reflective Black
<b>FRAME</b>	Advanced-Grade Composite, disc
<b>FORK</b>	Advanced-Grade Composite, full-composite OverDrive 2 steerer, disc
<b>SHOCK</b>	N/A
COMPONENTS	
<b>HANDLEBAR</b>	Giant Contact SLR Aero
<b>STEM</b>	Giant Contact SL Aero
<b>SEATPOST</b>	Giant Vector, composite
<b>SADDLE</b>	Giant Fleet SL
<b>PEDALS</b>	N/A
DRIVETRAIN	
<b>SHIFTERS</b>	Shimano Ultegra Di2
<b>FRONT DERAILLEUR</b>	Shimano Ultegra Di2
<b>REAR DERAILLEUR</b>	Shimano Ultegra Di2
<b>BRAKES</b>	Shimano Ultegra hydraulic
<b>BRAKE LEVERS</b>	Shimano Ultegra hydraulic
<b>CASSETTE</b>	Shimano Ultegra, 11x30
<b>CHAIN</b>	KMC X11SL-1
<b>CRANKSET</b>	Shimano Ultegra, 36/52 with Giant Power Pro power meter
<b>BOTTOM BRACKET</b>	Shimano, press fit
WHEELS	
<b>RIMS</b>	Giant SLR 1 Carbon Disc WheelSystem ( F:42mm, R:65mm)
<b>HUBS</b>	Giant SLR 1 Carbon Disc WheelSystem, 12mm thru-axle
<b>SPOKES</b>	Giant SLR 1 Carbon Disc WheelSystem
<b>TIRES</b>	CADEX Race 25, tubeless, 700x25c, folding
<b>EXTRAS</b>	tubeless prepared

## FEATURES

- Frame: Advanced-Grade Composite, disc
- Fork: Advanced-Grade Composite, full-composite OverDrive 2 steerer, disc
- Shifters: Shimano Ultegra Di2
- Crankset: Shimano Ultegra, 36/52 with Giant Power Pro power meter
- Colors: Matte Chrysocolla/Gloss Black/Reflective Black

## GEOMETRY

FRAME	XS	S	M	ML	L	XL
Seat Tube Length (mm)	465	500	520	545	575	595
Seat Tube Angle	74.5°	73.5°	73.0°	73.0°	73.0°	72.0°
Top Tube Length (mm)	515	535	550	570	580	605
Head Tube Length (mm)	120	130	145	165	185	200
Head Tube Angle	71.0°	72.5°	73.0°	73.0°	73.0°	73.0°
Fork Rake (mm)	45	45	45	45	45	45
Trail (mm)	70	60	57	57	57	57
Wheelbase (mm)	972	970	976	997	1007	1021
Chain Stay Length (mm)	405	405	405	405	405	405
Bottom Bracket Drop (mm)	70	68	68	65	65	65
Stack (mm)	517	529	545	562	581	595
Reach (mm)	372	378	383	398	402	412
Stand Over Height (mm)	744	769	787	807	829	843
Handlebar Width (mm)	400	400	420	420	440	440
Stem Length (mm)	80	90	100	110	110	120
Crank Length (mm)	170	170	172.5	172.5	175	175
Wheel Size	700C	700C	700C	700C	700C	700C

*The specifications, colors, and availability of the products can be subjects to alter without prior notification. For availability and prices, please contact the retailers in your city / country.*



## SPECS

FRAME	
<b>SIZES</b>	XS, S, M, ML, L, XL
<b>COLORS</b>	Rosewood/Carbon/Chrome/Reflective Black
<b>FRAME</b>	Advanced-Grade Composite, disc
<b>FORK</b>	Advanced-Grade Composite, full-composite OverDrive 2 steerer, disc
<b>SHOCK</b>	N/A
COMPONENTS	
<b>HANDLEBAR</b>	Giant Contact SLR Aero
<b>STEM</b>	Giant Contact SL Aero
<b>SEATPOST</b>	Giant Vector, composite
<b>SADDLE</b>	Giant Fleet SL
<b>PEDALS</b>	N/A
DRIVETRAIN	
<b>SHIFTERS</b>	Shimano Ultegra
<b>FRONT DERAILLEUR</b>	Shimano Ultegra
<b>REAR DERAILLEUR</b>	Shimano Ultegra
<b>BRAKES</b>	Shimano Ultegra hydraulic
<b>BRAKE LEVERS</b>	Shimano Ultegra hydraulic
<b>CASSETTE</b>	Shimano Ultegra, 11x30
<b>CHAIN</b>	KMC X11SL-1
<b>CRANKSET</b>	Shimano Ultegra, 36/52 with Giant Power Pro power meter
<b>BOTTOM BRACKET</b>	Shimano, press fit
WHEELS	
<b>RIMS</b>	Giant SLR 1 Carbon Disc WheelSystem ( F:42mm, R:65mm)
<b>HUBS</b>	Giant SLR 1 Carbon Disc WheelSystem, 12mm thru-axle
<b>SPOKES</b>	Giant SLR 1 Carbon Disc WheelSystem
<b>TIRES</b>	Giant Gavia AC 1, tubeless, 700x25c, folding
<b>EXTRAS</b>	tubeless prepared

## FEATURES

- Frame: Advanced-Grade Composite, disc
- Fork: Advanced-Grade Composite, full-composite OverDrive 2 steerer, disc
- Shifters: Shimano Ultegra
- Crankset: Shimano Ultegra, 36/52 with Giant Power Pro power meter
- Colors: Rosewood/Carbon/Chrome/Reflective Black

## GEOMETRY

FRAME	XS	S	M	ML	L	XL
Seat Tube Length (mm)	465	500	520	545	575	595
Seat Tube Angle	74.5°	73.5°	73.0°	73.0°	73.0°	72.0°
Top Tube Length (mm)	515	535	550	570	580	605
Head Tube Length (mm)	120	130	145	165	185	200
Head Tube Angle	71.0°	72.5°	73.0°	73.0°	73.0°	73.0°
Fork Rake (mm)	45	45	45	45	45	45
Trail (mm)	70	60	57	57	57	57
Wheelbase (mm)	972	970	976	997	1007	1021
Chain Stay Length (mm)	405	405	405	405	405	405
Bottom Bracket Drop (mm)	70	68	68	65	65	65
Stack (mm)	517	529	545	562	581	595
Reach (mm)	372	378	383	398	402	412
Stand Over Height (mm)	744	769	787	807	829	843
Handlebar Width (mm)	400	400	420	420	440	440
Stem Length (mm)	80	90	100	110	110	120
Crank Length (mm)	170	170	172.5	172.5	175	175
Wheel Size	700C	700C	700C	700C	700C	700C

*The specifications, colors, and availability of the products can be subjects to alter without prior notification. For availability and prices, please contact the retailers in your city / country.*



## SPECS

## FEATURES

### GEOMETRY

FRAME	XS	S	M	ML	L	XL
Seat Tube Length (mm)	465	500	520	545	575	595
Seat Tube Angle	74.5°	73.5°	73.0°	73.0°	73.0°	72.0°
Top Tube Length (mm)	515	535	550	570	580	605
Head Tube Length (mm)	120	130	145	165	185	200
Head Tube Angle	71.0°	72.5°	73.0°	73.0°	73.0°	73.0°
Fork Rake (mm)	45	45	45	45	45	45
Trail (mm)	70	60	57	57	57	57
Wheelbase (mm)	972	970	976	997	1007	1021
Chain Stay Length (mm)	405	405	405	405	405	405
Bottom Bracket Drop (mm)	70	68	68	65	65	65
Stack (mm)	517	529	545	562	581	595
Reach (mm)	372	378	383	398	402	412
Stand Over Height (mm)	744	769	787	807	829	843
Handlebar Width (mm)	400	400	420	420	440	440
Stem Length (mm)	80	90	100	110	110	120
Crank Length (mm)	170	170	172.5	172.5	175	175
Wheel Size	700C	700C	700C	700C	700C	700C

*The specifications, colors, and availability of the products can be subjects to alter without prior notification. For availability and prices, please contact the retailers in your city / country.*



## SPECS

FRAME	
<b>SIZES</b>	XS, S, M, ML, L, XL
<b>COLORS</b>	Gloss Balsam Green/Matte Metallic Black/Reflective Black
<b>FRAME</b>	Advanced-Grade Composite
<b>FORK</b>	Advanced-Grade Composite, full-composite OverDrive 2 steerer
<b>SHOCK</b>	N/A
COMPONENTS	
<b>HANDLEBAR</b>	Giant Contact SL Aero
<b>STEM</b>	Giant Contact SL Aero
<b>SEATPOST</b>	Giant Vector, composite
<b>SADDLE</b>	Giant Fleet SL
<b>PEDALS</b>	N/A
DRIVETRAIN	
<b>SHIFTERS</b>	Shimano Ultegra
<b>FRONT DERAILLEUR</b>	Shimano Ultegra
<b>REAR DERAILLEUR</b>	Shimano Ultegra
<b>BRAKES</b>	Giant SpeedControl SL
<b>BRAKE LEVERS</b>	Shimano Ultegra
<b>CASSETTE</b>	Shimano Ultegra, 11x30
<b>CHAIN</b>	KMC X11SL-1
<b>CRANKSET</b>	Shimano Ultegra, 36/52 with Giant Power Pro power meter
<b>BOTTOM BRACKET</b>	Shimano, press fit
WHEELS	
<b>RIMS</b>	Giant SLR 1 Carbon WheelSystem (F:42mm, R:65mm)
<b>HUBS</b>	Giant SLR 1 Carbon WheelSystem
<b>SPOKES</b>	Giant SLR 1 Carbon WheelSystem
<b>TIRES</b>	Giant Gavia Course AC 1 tubeless, 700x25c, folding
<b>EXTRAS</b>	tubeless prepared

## FEATURES

- Frame: Advanced-Grade Composite
- Fork: Advanced-Grade Composite, full-composite OverDrive 2 steerer
- Shifters: Shimano Ultegra
- Crankset: Shimano Ultegra, 36/52 with Giant Power Pro power meter
- Colors: Gloss Balsam Green/Matte Metallic Black/Reflective Black

## GEOMETRY

FRAME	XS	S	M	ML	L	XL
Seat Tube Length (mm)	465	500	520	545	575	595
Seat Tube Angle	74.5°	73.5°	73.0°	73.0°	73.0°	72.0°
Top Tube Length (mm)	515	535	550	570	580	605
Head Tube Length (mm)	120	130	145	165	185	200
Head Tube Angle	71.0°	72.5°	73.0°	73.0°	73.0°	73.0°
Fork Rake (mm)	45	45	45	45	45	45
Trail (mm)	70	60	57	57	57	57
Wheelbase (mm)	972	970	976	997	1007	1021
Chain Stay Length (mm)	405	405	405	405	405	405
Bottom Bracket Drop (mm)	70	68	68	65	65	65
Stack (mm)	517	529	545	562	581	595
Reach (mm)	372	378	383	398	402	412
Stand Over Height (mm)	744	769	787	807	829	843
Handlebar Width (mm)	400	400	420	420	440	440
Stem Length (mm)	80	90	100	110	110	120
Crank Length (mm)	170	170	172.5	172.5	175	175
Wheel Size	700C	700C	700C	700C	700C	700C

*The specifications, colors, and availability of the products can be subjects to alter without prior notification. For availability and prices, please contact the retailers in your city / country.*



## SPECIFIKACIJE

OKVIR	
VELIKOSTI	XS, S, M, ML, L, XL
BARVE	Matte Carbon/Gloss Rainbow Black/Reflective Black
OKVIR	Advanced-Grade Composite, disc
VILICE	Advanced-Grade Composite, hybrid OverDrive steerer, disc
AMORTIZER	N/A
KOMPONENTE	
KRMILO	Giant Contact SL Aero
OPORA KRMILA	Giant Contact SL Aero
OPORA SEDEŽA	Giant Vector, composite
SEDEŽ	Giant Approach
PEDALA	N/A
POGON	
PRESTAVNE ROČICE	Shimano Ultegra
PREDNJI MENJALNIK	Shimano Ultegra
ZADNJI MENJALNIK	Shimano Ultegra
ZAVORE	Shimano Ultegra hydraulic
ZAVORNE ROČICE	Shimano Ultegra hydraulic
VERIŽNIK	Shimano Ultegra, 11x30
VERIGA	KMC X11EL-1
GONILKE Z VERIŽNIKI	Shimano Ultegra, 36/52
BOTTOM BRACKET	Shimano, press fit
OBROČNIKI	
OBROČI	Giant SLR 2 Carbon Disc WheelSystem ( F:42mm, R:65mm)
PESTA	Giant SLR 2 Carbon Disc WheelSystem, 12mm thru-axle
NAPERE	Giant SLR 2 Carbon Disc WheelSystem
PLAŠČI	Giant Gavia AC 1, tubeless, 700x25c, folding
DODATKI	tubeless prepared

## ZNAČILNOSTI

- Okvir: Advanced-Grade Composite, disc
- Vilice: Advanced-Grade Composite, hybrid OverDrive steerer, disc
- Prestavne ročice: Shimano Ultegra
- Gonilke z verižniki: Shimano Ultegra, 36/52
- Barve: Matte Carbon/Gloss Rainbow Black/Reflective Black

## GEOMETRIJA

OKVIR	XS	S	M	ML	L	XL
Dolžina sedežne cevi (mm)	465	500	520	545	575	595
Kot sedežne cevi	74,5°	73,5°	73,0°	73,0°	73,0°	72,0°
Top Tube Length (mm)	515	535	550	570	580	605
Višina glave okvirja (mm)	120	130	145	165	185	200
Krmlilni kot	71,0°	72,5°	73,0°	73,0°	73,0°	73,0°
Zamik vpetja osi (mm)	45	45	45	45	45	45
Trail (mm)	70	60	57	57	57	57
Medosna razdalja (mm)	972	970	976	997	1007	1021
Dolžina cevi ob verigi (mm)	405	405	405	405	405	405
Bottom Bracket Drop (mm)	70	68	68	65	65	65
Oddaljenost zgornje cevi od gonilne osi (mm)	517	529	545	562	581	595
Doseg (mm)	372	378	383	398	402	412
Višina zgornje cevi (mm)	744	769	787	807	829	843
Širina krmila (mm)	400	400	420	420	440	440
Dolžina opore krmila (mm)	80	90	100	110	110	120
Dolžina gonilke (mm)	170	170	172,5	172,5	175	175
Velikost obročnikov	700C	700C	700C	700C	700C	700C

Vse navedene specifikacije se lahko spremenijo brez obvestila.



## SPECS

FRAME	
<b>SIZES</b>	XS, S, M, ML, L, XL
<b>COLORS</b>	Metallic Black/Black/Reflective Black
<b>FRAME</b>	Advanced-Grade Composite, disc
<b>FORK</b>	Advanced-Grade Composite, hybrid OverDrive steerer, disc
<b>SHOCK</b>	N/A
COMPONENTS	
<b>HANDLEBAR</b>	Giant Contact SL Aero
<b>STEM</b>	Giant Contact SL Aero
<b>SEATPOST</b>	Giant Vector, composite
<b>SADDLE</b>	Giant Approach
<b>PEDALS</b>	N/A
DRIVETRAIN	
<b>SHIFTERS</b>	Shimano 105
<b>FRONT DERAILLEUR</b>	Shimano 105
<b>REAR DERAILLEUR</b>	Shimano 105
<b>BRAKES</b>	Shimano 105 hydraulic
<b>BRAKE LEVERS</b>	Shimano 105 hydraulic
<b>CASSETTE</b>	Shimano 105, 11x30
<b>CHAIN</b>	KMC X11EL-1
<b>CRANKSET</b>	Shimano 105, 36/52
<b>BOTTOM BRACKET</b>	Shimano, press fit
WHEELS	
<b>RIMS</b>	Giant P-A2 Disc wheelset
<b>HUBS</b>	P-A2 Disc wheelset
<b>SPOKES</b>	P-A2 Disc wheelset
<b>TIRES</b>	Giant Gavia Course AC 1, tubeless, 700x25c, folding
<b>EXTRAS</b>	tubeless prepared

## FEATURES

- Frame: Advanced-Grade Composite, disc
- Fork: Advanced-Grade Composite, hybrid OverDrive steerer, disc
- Shifters: Shimano 105
- Crankset: Shimano 105, 36/52
- Colors: Metallic Black/Black/Reflective Black

## GEOMETRY

FRAME	XS	S	M	ML	L	XL
Seat Tube Length (mm)	465	500	520	545	575	595
Seat Tube Angle	74.5°	73.5°	73.0°	73.0°	73.0°	72.0°
Top Tube Length (mm)	515	535	550	570	580	605
Head Tube Length (mm)	120	130	145	165	185	200
Head Tube Angle	71.0°	72.5°	73.0°	73.0°	73.0°	73.0°
Fork Rake (mm)	45	45	45	45	45	45
Trail (mm)	70	60	57	57	57	57
Wheelbase (mm)	972	970	976	997	1007	1021
Chain Stay Length (mm)	405	405	405	405	405	405
Bottom Bracket Drop (mm)	70	68	68	65	65	65
Stack (mm)	517	529	545	562	581	595
Reach (mm)	372	378	383	398	402	412
Stand Over Height (mm)	744	769	787	807	829	843
Handlebar Width (mm)	400	400	420	420	440	440
Stem Length (mm)	80	90	100	110	110	120
Crank Length (mm)	170	170	172.5	172.5	175	175
Wheel Size	700C	700C	700C	700C	700C	700C

*The specifications, colors, and availability of the products can be subjects to alter without prior notification. For availability and prices, please contact the retailers in your city / country.*



## SPECS

FRAME	
<b>SIZES</b>	XS, S, M, ML, L, XL
<b>COLORS</b>	Carbon/Chameleon Neptune/Reflective Black
<b>FRAME</b>	Advanced-Grade Composite
<b>FORK</b>	Advanced-Grade Composite, hybrid OverDrive steerer
<b>SHOCK</b>	N/A
COMPONENTS	
<b>HANDLEBAR</b>	Giant Contact
<b>STEM</b>	Giant Contact
<b>SEATPOST</b>	Giant Vector, composite
<b>SADDLE</b>	Giant Approach
<b>PEDALS</b>	N/A
DRIVETRAIN	
<b>SHIFTERS</b>	Shimano 105
<b>FRONT DERAILLEUR</b>	Shimano 105
<b>REAR DERAILLEUR</b>	Shimano 105
<b>BRAKES</b>	Giant SpeedControl
<b>BRAKE LEVERS</b>	Shimano 105
<b>CASSETTE</b>	Shimano 105, 11x30
<b>CHAIN</b>	KMC X11EL-1
<b>CRANKSET</b>	Shimano 105, 36/52
<b>BOTTOM BRACKET</b>	Shimano, press fit
WHEELS	
<b>RIMS</b>	Giant P-A2 wheelset
<b>HUBS</b>	Giant P-A2 wheelset
<b>SPOKES</b>	Giant P-A2 wheelset
<b>TIRES</b>	Giant Gavia Course AC 1, tubeless, 700x25c, folding
<b>EXTRAS</b>	tubeless prepared

## FEATURES

- Frame: Advanced-Grade Composite
- Fork: Advanced-Grade Composite, hybrid OverDrive steerer
- Shifters: Shimano 105
- Crankset: Shimano 105, 36/52
- Colors: Carbon/Chameleon Neptune/Reflective Black

## GEOMETRY

FRAME	XS	S	M	ML	L	XL
Seat Tube Length (mm)	465	500	520	545	575	595
Seat Tube Angle	74.5°	73.5°	73.0°	73.0°	73.0°	72.0°
Top Tube Length (mm)	515	535	550	570	580	605
Head Tube Length (mm)	120	130	145	165	185	200
Head Tube Angle	71.0°	72.5°	73.0°	73.0°	73.0°	73.0°
Fork Rake (mm)	45	45	45	45	45	45
Trail (mm)	70	60	57	57	57	57
Wheelbase (mm)	972	970	976	997	1007	1021
Chain Stay Length (mm)	405	405	405	405	405	405
Bottom Bracket Drop (mm)	70	68	68	65	65	65
Stack (mm)	517	529	545	562	581	595
Reach (mm)	372	378	383	398	402	412
Stand Over Height (mm)	744	769	787	807	829	843
Handlebar Width (mm)	400	400	420	420	440	440
Stem Length (mm)	80	90	100	110	110	120
Crank Length (mm)	170	170	172.5	172.5	175	175
Wheel Size	700C	700C	700C	700C	700C	700C

*The specifications, colors, and availability of the products can be subjects to alter without prior notification. For availability and prices, please contact the retailers in your city / country.*





## SPECS

FRAME	
<b>SIZES</b>	XS, S, M, ML, L, XL
<b>COLORS</b>	Matte Raw Carbon / Gloss Unicorn White
<b>FRAME</b>	Advanced SL-Grade Composite, integrated seatpost, disc
<b>FORK</b>	Advanced SL-Grade Composite, full-composite OverDrive 2 steerer, disc
<b>SHOCK</b>	N/A
COMPONENTS	
<b>HANDLEBAR</b>	Giant Contact SLR
<b>STEM</b>	Giant Contact SLR
<b>SEATPOST</b>	integrated design
<b>SADDLE</b>	Giant Fleet SLR
<b>PEDALS</b>	N/A
DRIVETRAIN	
<b>SHIFTERS</b>	SRAM RED eTap AXS
<b>FRONT DERAILLEUR</b>	SRAM RED eTap AXS
<b>REAR DERAILLEUR</b>	SRAM RED eTap AXS
<b>BRAKES</b>	SRAM RED eTap AXS hydraulic
<b>BRAKE LEVERS</b>	SRAM RED eTap AXS hydraulic
<b>CASSETTE</b>	SRAM RED, 12-speed, 10x28
<b>CHAIN</b>	SRAM RED D1
<b>CRANKSET</b>	SRAM RED D1 DUB, 35/48with Quarq DZero power meter
<b>BOTTOM BRACKET</b>	SRAM DUB, press fit
WHEELS	
<b>RIMS</b>	CADEX 42mm Disc WheelSystem (F:42mm, R:42mm)
<b>HUBS</b>	CADEX 42mm Disc WheelSystem, 12mm thru-axle
<b>SPOKES</b>	CADEX 42mm Disc WheelSystem
<b>TIRES</b>	CADEX Road Race, tubeless, 700x28mm (25c), folding
<b>EXTRAS</b>	computer mount

## FEATURES

- Frame: Advanced SL-Grade Composite, integrated seatpost, disc
- Fork: Advanced SL-Grade Composite, full-composite OverDrive 2 steerer, disc
- Shifters: SRAM RED eTap AXS
- Crankset: SRAM RED D1 DUB, 35/48with Quarq DZero power meter
- Colors: Matte Raw Carbon / Gloss Unicorn White

## GEOMETRY

FRAME	XS	S	M	ML	L	XL
Seat Tube Length (mm)	680	710	740	770	800	830
Seat Tube Angle	74.5°	74.0°	73.5°	73.0°	73.0°	72.5°
Top Tube Length (mm)	520	535	550	565	580	600
Head Tube Length (mm)	120	130	145	165	185	200
Head Tube Angle	71.0°	72.3°	73.0°	73.0°	73.0°	73.0°
Fork Rake (mm)	45	45	45	45	45	45
Trail (mm)	72.1	64	59.2	59.2	59.2	59.2
Wheelbase (mm)	976	977	980	991	1006	1020
Chain Stay Length (mm)	405	405	405	405	405	405
Bottom Bracket Drop (mm)	72	69.5	69.5	67	67	67
Stack (mm)	517	528	545	562	581	596
Reach (mm)	376	383	388	393	402	412
Stand Over Height (mm)	706	725	747	773	800	816
Handlebar Width (mm)	400	400	420	420	440	440
Stem Length (mm)	80	90	100	110	110	120
Crank Length (mm)	170	170	172.5	172.5	175	175
Wheel Size	700C	700C	700C	700C	700C	700C

*The specifications, colors, and availability of the products can be subjects to alter without prior notification. For availability and prices, please contact the retailers in your city / country.*



## SPECS

FRAME	
<b>SIZES</b>	XS, S, M, ML, L, XL
<b>COLORS</b>	Gloss Cosmos Navy / Gloss Metallic Red / Matte Black
<b>FRAME</b>	Advanced SL-Grade Composite, integrated seatpost, disc
<b>FORK</b>	Advanced SL-Grade Composite, full-composite OverDrive 2 steerer, disc
<b>SHOCK</b>	N/A
COMPONENTS	
<b>HANDLEBAR</b>	Giant Contact SLR
<b>STEM</b>	Giant Contact SLR
<b>SEATPOST</b>	integrated design
<b>SADDLE</b>	Giant Fleet SLR
<b>PEDALS</b>	N/A
DRIVETRAIN	
<b>SHIFTERS</b>	SRAM Force eTap AXS
<b>FRONT DERAILLEUR</b>	SRAM Force eTap AXS
<b>REAR DERAILLEUR</b>	SRAM Force eTap AXS
<b>BRAKES</b>	SRAM Force eTap AXS hydraulic
<b>BRAKE LEVERS</b>	SRAM Force eTap AXS hydraulic
<b>CASSETTE</b>	SRAM Force, 12-speed, 10x28
<b>CHAIN</b>	SRAM Force D1
<b>CRANKSET</b>	SRAM Force D1 DUB, 35/48 with Quarq DZero power meter
<b>BOTTOM BRACKET</b>	SRAM DUB, press fit
WHEELS	
<b>RIMS</b>	Giant SLR-1 42 Carbon Disc WheelSystem (F:42mm, R:42mm)
<b>HUBS</b>	Giant SLR-1 42 Carbon Disc WheelSystem, 12mm thru-axle
<b>SPOKES</b>	Giant SLR-1 42 Carbon Disc WheelSystem
<b>TIRES</b>	CADEX Road Race, tubeless, 700x28mm (25c), folding
<b>EXTRAS</b>	computer mount

## FEATURES

- Frame: Advanced SL-Grade Composite, integrated seatpost, disc
- Fork: Advanced SL-Grade Composite, full-composite OverDrive 2 steerer, disc
- Shifters: SRAM Force eTap AXS
- Crankset: SRAM Force D1 DUB, 35/48 with Quarq DZero power meter
- Colors: Gloss Cosmos Navy / Gloss Metallic Red / Matte Black

## GEOMETRY

FRAME	XS	S	M	ML	L	XL
Seat Tube Length (mm)	680	710	740	770	800	830
Seat Tube Angle	74.5°	74.0°	73.5°	73.0°	73.0°	72.5°
Top Tube Length (mm)	520	535	550	565	580	600
Head Tube Length (mm)	120	130	145	165	185	200
Head Tube Angle	71.0°	72.3°	73.0°	73.0°	73.0°	73.0°
Fork Rake (mm)	45	45	45	45	45	45
Trail (mm)	72.1	64	59.2	59.2	59.2	59.2
Wheelbase (mm)	976	977	980	991	1006	1020
Chain Stay Length (mm)	405	405	405	405	405	405
Bottom Bracket Drop (mm)	72	69.5	69.5	67	67	67
Stack (mm)	517	528	545	562	581	596
Reach (mm)	376	383	388	393	402	412
Stand Over Height (mm)	706	725	747	773	800	816
Handlebar Width (mm)	400	400	420	420	440	440
Stem Length (mm)	80	90	100	110	110	120
Crank Length (mm)	170	170	172.5	172.5	175	175
Wheel Size	700C	700C	700C	700C	700C	700C

*The specifications, colors, and availability of the products can be subjects to alter without prior notification. For availability and prices, please contact the retailers in your city / country.*



## SPECIFIKACIJE

OKVIR	
VELIKOSTI	XS, S, M, ML, L, XL
BARVE	Chrysocolla / Sincity
OKVIR	Advanced SL-Grade Composite, integrated seatpost, disc
VILICE	Advanced SL-Grade Composite, full-composite OverDrive 2 steerer, disc
KOMPONENTE	
OPORA SEDEŽA	integrated design

## ZNAČILNOSTI

- Okvir: Advanced SL-Grade Composite, integrated seatpost, disc
- Vilice: Advanced SL-Grade Composite, full-composite OverDrive 2 steerer, disc
- Barve: Chrysocolla / Sincity

## GEOMETRIJA

OKVIR	XS	S	M	ML	L	XL
Dolžina sedežne cevi (mm)	680	710	740	770	800	830
Kot sedežne cevi	74,5°	74,0°	73,5°	73,0°	73,0°	72,5°
Top Tube Length (mm)	520	535	550	565	580	600
Višina glave okvirja (mm)	120	130	145	165	185	200
Krmlni kot	71,0°	72,3°	73,0°	73,0°	73,0°	73,0°
Zamik vpetja osi (mm)	45	45	45	45	45	45
Trail (mm)	72,1	64	59,2	59,2	59,2	59,2
Medosna razdalja (mm)	976	977	980	991	1006	1020
Dolžina cevi ob verigi (mm)	405	405	405	405	405	405
Bottom Bracket Drop (mm)	72	69,5	69,5	67	67	67
Oddaljenost zgornje cevi od gonilne osi (mm)	517	528	545	562	581	596
Doseg (mm)	376	383	388	393	402	412
Višina zgornje cevi (mm)	706	725	747	773	800	816
Širina krmila (mm)	400	400	420	420	440	440
Dolžina opore krmila (mm)	80	90	100	110	110	120
Dolžina gonilke (mm)	170	170	172,5	172,5	175	175
Velikost obročnikov	700C	700C	700C	700C	700C	700C

Vse navedene specifikacije se lahko spremenijo brez obvestila.



## SPECIFIKACIJE

OKVIR	
VELIKOSTI	XS, S, M, ML, L, XL
BARVE	Astral Aura
OKVIR	Advanced SL-Grade Composite, integrated seatpost
VILICE	Advanced SL-Grade Composite, full-composite OverDrive 2 steerer
KOMPONENTE	
OPORA SEDEŽA	integrated design

## ZNAČILNOSTI

- Okvir: Advanced SL-Grade Composite, integrated seatpost
- Vilice: Advanced SL-Grade Composite, full-composite OverDrive 2 steerer
- Barve: Astral Aura

## GEOMETRIJA

OKVIR	XS	S	M	ML	L	XL
Dolžina sedežne cevi (mm)	680	710	740	770	800	830
Kot sedežne cevi	74,5°	74,0°	73,5°	73,0°	73,0°	72,5°
Top Tube Length (mm)	520	535	550	565	580	600
Višina glave okvirja (mm)	120	130	145	165	185	200
Krmilni kot	71,0°	72,3°	73,0°	73,0°	73,0°	73,0°
Zamik vpetja osi (mm)	45	45	45	45	45	45
Trail (mm)	72,1	64	59,2	59,2	59,2	59,2
Medosna razdalja (mm)	976	977	980	991	1006	1020
Dolžina cevi ob verigi (mm)	405	405	405	405	405	405
Bottom Bracket Drop (mm)	72	69,5	69,5	67	67	67
Oddaljenost zgornje cevi od gonilne osi (mm)	517	528	545	562	581	596
Doseg (mm)	376	383	388	393	402	412
Višina zgornje cevi (mm)	702	722	743	769	793	813
Širina krmila (mm)	400	400	420	420	440	440
Dolžina opore krmila (mm)	80	90	100	110	110	120
Dolžina gonilke (mm)	170	170	172,5	172,5	175	175
Velikost obročnikov	700C	700C	700C	700C	700C	700C

Vse navedene specifikacije se lahko spremenijo brez obvestila.



## SPECS

FRAME	
<b>SIZES</b>	XS, S, M, ML, L, XL
<b>COLORS</b>	Chameleon Neptune
<b>FRAME</b>	Advanced-Grade Composite, disc
<b>FORK</b>	Advanced-Grade Composite, full-composite OverDrive 2 steerer, disc
<b>SHOCK</b>	N/A
COMPONENTS	
<b>HANDLEBAR</b>	Giant Contact SL
<b>STEM</b>	Giant Contact SL
<b>SEATPOST</b>	Giant Variant, composite
<b>SADDLE</b>	Giant Fleet SL
<b>PEDALS</b>	N/A
DRIVETRAIN	
<b>SHIFTERS</b>	Shimano Ultegra Di2
<b>FRONT DERAILLEUR</b>	Shimano Ultegra Di2
<b>REAR DERAILLEUR</b>	Shimano Ultegra Di2
<b>BRAKES</b>	Shimano Ultegra hydraulic
<b>BRAKE LEVERS</b>	Shimano Ultegra Di2 hydraulic
<b>CASSETTE</b>	Shimano Ultegra, 11x30
<b>CHAIN</b>	KMC X11SL-1
<b>CRANKSET</b>	Shimano Ultegra, 36/52with Giant PowerPro power meter
<b>BOTTOM BRACKET</b>	Shimano, press fit
WHEELS	
<b>RIMS</b>	Giant SLR-1 42 Carbon Disc WheelSystem (F:42mm, R:42mm)
<b>HUBS</b>	Giant SLR-1 42 Carbon Disc WheelSystem, 12mm thru-axle
<b>SPOKES</b>	Giant SLR-1 42 Carbon Disc WheelSystem
<b>TIRES</b>	CADEX Road Race, tubeless, 700x28mm (25c), folding
<b>EXTRAS</b>	computer mount

## FEATURES

- Frame: Advanced-Grade Composite, disc
- Fork: Advanced-Grade Composite, full-composite OverDrive 2 steerer, disc
- Shifters: Shimano Ultegra Di2
- Crankset: Shimano Ultegra, 36/52with Giant PowerPro power meter
- Colors: Chameleon Neptune

## GEOMETRY

FRAME	XS	S	M	ML	L	XL
Seat Tube Length (mm)	425	445	470	500	530	560
Seat Tube Angle	74.5°	74.0°	73.5°	73.0°	73.0°	72.5°
Top Tube Length (mm)	520	535	550	565	580	600
Head Tube Length (mm)	120	130	145	165	185	200
Head Tube Angle	71.0°	72.3°	73.0°	73.0°	73.0°	73.0°
Fork Rake (mm)	45	45	45	45	45	45
Trail (mm)	72.1	64	59.2	59.2	59.2	59.2
Wheelbase (mm)	976	977	980	991	1006	1020
Chain Stay Length (mm)	405	405	405	405	405	405
Bottom Bracket Drop (mm)	72	69.5	69.5	67	67	67
Stack (mm)	517	528	545	562	581	596
Reach (mm)	376	383	388	393	402	412
Stand Over Height (mm)	706	725	747	773	800	816
Handlebar Width (mm)	400	400	420	420	440	440
Stem Length (mm)	80	90	100	110	110	120
Crank Length (mm)	170	170	172.5	172.5	175	175
Wheel Size	700C	700C	700C	700C	700C	700C

*The specifications, colors, and availability of the products can be subjects to alter without prior notification. For availability and prices, please contact the retailers in your city / country.*

# TCR ADVANCED PRO 0 DISC King of Mountain

ON-ROAD



## SPECS

FRAME	
<b>SIZES</b>	XS, S, M, ML, L, XL
<b>COLORS</b>	Chameleon Neptune
<b>FRAME</b>	Advanced-Grade Composite, disc
<b>FORK</b>	Advanced-Grade Composite, full-composite OverDrive 2 steerer, disc
<b>SHOCK</b>	N/A
COMPONENTS	
<b>HANDLEBAR</b>	Giant Contact SL
<b>STEM</b>	Giant Contact SL
<b>SEATPOST</b>	Giant Variant, composite
<b>SADDLE</b>	Giant Fleet SL
<b>PEDALS</b>	N/A
DRIVETRAIN	
<b>SHIFTERS</b>	Shimano Ultegra Di2
<b>FRONT DERAILLEUR</b>	Shimano Ultegra Di2
<b>REAR DERAILLEUR</b>	Shimano Ultegra Di2
<b>BRAKES</b>	Shimano Ultegra hydraulic
<b>BRAKE LEVERS</b>	Shimano Ultegra Di2 hydraulic
<b>CASSETTE</b>	Shimano Ultegra, 11x34
<b>CHAIN</b>	KMC X11SL-1
<b>CRANKSET</b>	Shimano Ultegra, 34/50with Giant PowerPro power meter
<b>BOTTOM BRACKET</b>	Shimano, press fit
WHEELS	
<b>RIMS</b>	Giant SLR-1 42 Carbon Disc WheelSystem (F:42mm, R:42mm)
<b>HUBS</b>	Giant SLR-1 42 Carbon Disc WheelSystem, 12mm thru-axle
<b>SPOKES</b>	Giant SLR-1 42 Carbon Disc WheelSystem
<b>TIRES</b>	CADEX Road Race, tubeless, 700x28mm (25c), folding
<b>EXTRAS</b>	computer mount

## FEATURES

- Frame: Advanced-Grade Composite, disc
- Fork: Advanced-Grade Composite, full-composite OverDrive 2 steerer, disc
- Shifters: Shimano Ultegra Di2
- Crankset: Shimano Ultegra, 34/50with Giant PowerPro power meter
- Colors: Chameleon Neptune

## GEOMETRY

FRAME	XS	S	M	ML	L	XL
Seat Tube Length (mm)	425	445	470	500	530	560
Seat Tube Angle	74.5°	74.0°	73.5°	73.0°	73.0°	72.5°
Top Tube Length (mm)	520	535	550	565	580	600
Head Tube Length (mm)	120	130	145	165	185	200
Head Tube Angle	71.0°	72.3°	73.0°	73.0°	73.0°	73.0°
Fork Rake (mm)	45	45	45	45	45	45
Trail (mm)	72.1	64	59.2	59.2	59.2	59.2
Wheelbase (mm)	976	977	980	991	1006	1020
Chain Stay Length (mm)	405	405	405	405	405	405
Bottom Bracket Drop (mm)	72	69.5	69.5	67	67	67
Stack (mm)	517	528	545	562	581	596
Reach (mm)	376	383	388	393	402	412
Stand Over Height (mm)	706	725	747	773	800	816
Handlebar Width (mm)	400	400	420	420	440	440
Stem Length (mm)	80	90	100	110	110	120
Crank Length (mm)	170	170	172.5	172.5	175	175
Wheel Size	700C	700C	700C	700C	700C	700C

*The specifications, colors, and availability of the products can be subjects to alter without prior notification. For availability and prices, please contact the retailers in your city / country.*



## SPECS

FRAME	
<b>SIZES</b>	XS, S, M, ML, L, XL
<b>COLORS</b>	Matte Rosewood / Matte Carbon / Gloss Unicorn White
<b>FRAME</b>	Advanced-Grade Composite, disc
<b>FORK</b>	Advanced-Grade Composite, full-composite OverDrive 2 steerer, disc
<b>SHOCK</b>	N/A
COMPONENTS	
<b>HANDLEBAR</b>	Giant Contact SL
<b>STEM</b>	Giant Contact SL
<b>SEATPOST</b>	Giant Variant, composite
<b>SADDLE</b>	Giant Fleet SL
<b>PEDALS</b>	N/A
DRIVETRAIN	
<b>SHIFTERS</b>	Shimano Ultegra
<b>FRONT DERAILLEUR</b>	Shimano Ultegra
<b>REAR DERAILLEUR</b>	Shimano Ultegra
<b>BRAKES</b>	Shimano Ultegra hydraulic
<b>BRAKE LEVERS</b>	Shimano Ultegra hydraulic
<b>CASSETTE</b>	Shimano Ultegra, 11x30
<b>CHAIN</b>	KMC X11SL-1
<b>CRANKSET</b>	Shimano Ultegra, 36/52with Giant PowerPro power meter
<b>BOTTOM BRACKET</b>	Shimano, press fit
WHEELS	
<b>RIMS</b>	Giant SLR-1 42 Carbon Disc WheelSystem (F:42mm, R:42mm)
<b>HUBS</b>	Giant SLR-1 42 Carbon Disc WheelSystem, 12mm thru-axle
<b>SPOKES</b>	Giant SLR-1 42 Carbon Disc WheelSystem
<b>TIRES</b>	Giant Gavia Course 1, tubeless, 700x28mm (25c), folding
<b>EXTRAS</b>	computer mount

## FEATURES

- Frame: Advanced-Grade Composite, disc
- Fork: Advanced-Grade Composite, full-composite OverDrive 2 steerer, disc
- Shifters: Shimano Ultegra
- Crankset: Shimano Ultegra, 36/52with Giant PowerPro power meter
- Colors: Matte Rosewood / Matte Carbon / Gloss Unicorn White

## GEOMETRY

FRAME	XS	S	M	ML	L	XL
Seat Tube Length (mm)	425	445	470	500	530	560
Seat Tube Angle	74.5°	74.0°	73.5°	73.0°	73.0°	72.5°
Top Tube Length (mm)	520	535	550	565	580	600
Head Tube Length (mm)	120	130	145	165	185	200
Head Tube Angle	71.0°	72.3°	73.0°	73.0°	73.0°	73.0°
Fork Rake (mm)	45	45	45	45	45	45
Trail (mm)	72.1	64	59.2	59.2	59.2	59.2
Wheelbase (mm)	976	977	980	991	1006	1020
Chain Stay Length (mm)	405	405	405	405	405	405
Bottom Bracket Drop (mm)	72	69.5	69.5	67	67	67
Stack (mm)	517	528	545	562	581	596
Reach (mm)	376	383	388	393	402	412
Stand Over Height (mm)	706	725	747	773	800	816
Handlebar Width (mm)	400	400	420	420	440	440
Stem Length (mm)	80	90	100	110	110	120
Crank Length (mm)	170	170	172.5	172.5	175	175
Wheel Size	700C	700C	700C	700C	700C	700C

*The specifications, colors, and availability of the products can be subjects to alter without prior notification. For availability and prices, please contact the retailers in your city / country.*



## SPECS

FRAME	
<b>SIZES</b>	XS, S, M, ML, L, XL
<b>COLORS</b>	Matte Rosewood / Matte Carbon / Gloss Unicorn White
<b>FRAME</b>	Advanced-Grade Composite, disc
<b>FORK</b>	Advanced-Grade Composite, full-composite OverDrive 2 steerer, disc
<b>SHOCK</b>	N/A
COMPONENTS	
<b>HANDLEBAR</b>	Giant Contact SL
<b>STEM</b>	Giant Contact SL
<b>SEATPOST</b>	Giant Variant, composite
<b>SADDLE</b>	Giant Fleet SL
<b>PEDALS</b>	N/A
DRIVETRAIN	
<b>SHIFTERS</b>	Shimano Ultegra
<b>FRONT DERAILLEUR</b>	Shimano Ultegra
<b>REAR DERAILLEUR</b>	Shimano Ultegra
<b>BRAKES</b>	Shimano Ultegra hydraulic
<b>BRAKE LEVERS</b>	Shimano Ultegra hydraulic
<b>CASSETTE</b>	Shimano Ultegra, 11x34
<b>CHAIN</b>	KMC X11SL-1
<b>CRANKSET</b>	Shimano Ultegra, 34/50with Giant PowerPro power meter
<b>BOTTOM BRACKET</b>	Shimano, press fit
WHEELS	
<b>RIMS</b>	Giant SLR-1 42 Carbon Disc WheelSystem (F:42mm, R:42mm)
<b>HUBS</b>	Giant SLR-1 42 Carbon Disc WheelSystem, 12mm thru-axle
<b>SPOKES</b>	Giant SLR-1 42 Carbon Disc WheelSystem
<b>TIRES</b>	Giant Gavia Course 1, tubeless, 700x28mm (25c), folding
<b>EXTRAS</b>	computer mount

## FEATURES

- Frame: Advanced-Grade Composite, disc
- Fork: Advanced-Grade Composite, full-composite OverDrive 2 steerer, disc
- Shifters: Shimano Ultegra Di2
- Crankset: Shimano Ultegra, 34/50with Giant PowerPro power meter
- Colors: Matte Rosewood / Matte Carbon / Gloss Unicorn White

## GEOMETRY

FRAME	XS	S	M	ML	L	XL
Seat Tube Length (mm)	425	445	470	500	530	560
Seat Tube Angle	74.5°	74.0°	73.5°	73.0°	73.0°	72.5°
Top Tube Length (mm)	520	535	550	565	580	600
Head Tube Length (mm)	120	130	145	165	185	200
Head Tube Angle	71.0°	72.3°	73.0°	73.0°	73.0°	73.0°
Fork Rake (mm)	45	45	45	45	45	45
Trail (mm)	72.1	64	59.2	59.2	59.2	59.2
Wheelbase (mm)	976	977	980	991	1006	1020
Chain Stay Length (mm)	405	405	405	405	405	405
Bottom Bracket Drop (mm)	72	69.5	69.5	67	67	67
Stack (mm)	517	528	545	562	581	596
Reach (mm)	376	383	388	393	402	412
Stand Over Height (mm)	706	725	747	773	800	816
Handlebar Width (mm)	400	400	420	420	440	440
Stem Length (mm)	80	90	100	110	110	120
Crank Length (mm)	170	170	172.5	172.5	175	175
Wheel Size	700C	700C	700C	700C	700C	700C

*The specifications, colors, and availability of the products can be subjects to alter without prior notification. For availability and prices, please contact the retailers in your city / country.*





## SPECIFIKACIJE

OKVIR	
VELIKOSTI	XS, S, M, ML, L, XL
BARVE	Carbon/Chrome
OKVIR	Advanced-Grade Composite
VILICE	Advanced-Grade Composite, full-composite OverDrive 2 steerer
AMORTIZER	N/A
KOMPONENTE	
KRMILO	Giant Contact SL
OPORA KRMILA	Giant Contact SL
OPORA SEDEŽA	Giant Variant, composite
SEDEŽ	Giant Fleet SL
PEDALA	N/A
POGON	
PRESTAVNE ROČICE	Shimano Ultegra
PREDNJI MENJALNIK	Shimano Ultegra
ZADNJI MENJALNIK	Shimano Ultegra
ZAVORE	Shimano Ultegra
ZAVORNE ROČICE	Shimano Ultegra
VERIŽNIK	Shimano Ultegra, 11x30
VERIGA	KMC X11SL-1
GONILKE Z VERIŽNIKI	Shimano Ultegra, 36/52with Giant PowerPro power meter
BOTTOM BRACKET	Shimano, press fit
OBROČNIKI	
OBROČI	Giant SLR-1 42 Carbon WheelSystem (F:42mm, R:42mm)
PESTA	Giant SLR-1 42 Carbon WheelSystem
NAPERE	Giant SLR-1 42 Carbon WheelSystem
PLAŠČI	Giant Gavia AC 1, tubeless, 700x28mm (25c), folding
DODATKI	computer mount

## ZNAČILNOSTI

- Okvir: Advanced-Grade Composite
- Vilice: Advanced-Grade Composite, full-composite OverDrive 2 steerer
- Prestavne ročice: Shimano Ultegra
- Gonilke z verižniki: Shimano Ultegra, 36/52with Giant PowerPro power meter
- Barve: Carbon/Chrome

## GEOMETRIJA

OKVIR	XS	S	M	ML	L	XL
Dolžina sedežne cevi (mm)	425	445	470	500	530	560
Kot sedežne cevi	74,5°	74,0°	73,5°	73,0°	73,0°	72,5°
Top Tube Length (mm)	520	535	550	565	580	600
Višina glave okvirja (mm)	120	130	145	165	185	200
Krmlni kot	71,0°	72,3°	73,0°	73,0°	73,0°	73,0°
Zamik vpetja osi (mm)	45	45	45	45	45	45
Trail (mm)	72,1	64	59,2	59,2	59,2	59,2
Medosna razdalja (mm)	976	977	980	991	1006	1020
Dolžina cevi ob verigi (mm)	405	405	405	405	405	405
Bottom Bracket Drop (mm)	72	69,5	69,5	67	67	67
Oddaljenost zgornje cevi od gonilne osi (mm)	517	528	545	562	581	596
Doseg (mm)	376	383	388	393	402	412
Višina zgornje cevi (mm)	702	722	743	769	793	813
Širina krmila (mm)	400	400	420	420	440	440
Dolžina opore krmila (mm)	80	90	100	110	110	120
Dolžina gonilke (mm)	170	170	172,5	172,5	175	175
Velikost obročnikov	700C	700C	700C	700C	700C	700C

Vse navedene specifikacije se lahko spremenijo brez obvestila.



## SPECS

FRAME	
<b>SIZES</b>	XS, S, M, ML, L, XL
<b>COLORS</b>	Carbon / Chrysocolla
<b>FRAME</b>	Advanced-Grade Composite, disc
<b>FORK</b>	Advanced-Grade Composite, full-composite OverDrive 2 steerer, disc
<b>SHOCK</b>	N/A
COMPONENTS	
<b>HANDLEBAR</b>	Giant Contact SL
<b>STEM</b>	Giant Contact SL
<b>SEATPOST</b>	Giant Variant, composite
<b>SADDLE</b>	Giant Fleet SL
<b>PEDALS</b>	N/A
DRIVETRAIN	
<b>SHIFTERS</b>	Shimano 105
<b>FRONT DERAILLEUR</b>	Shimano 105
<b>REAR DERAILLEUR</b>	Shimano 105
<b>BRAKES</b>	Shimano 105 hydraulic
<b>BRAKE LEVERS</b>	Shimano 105 hydraulic
<b>CASSETTE</b>	Shimano 105, 11x30
<b>CHAIN</b>	KMC X11SL-1
<b>CRANKSET</b>	Shimano 105, 36/52
<b>BOTTOM BRACKET</b>	Shimano, press fit
WHEELS	
<b>RIMS</b>	Giant SLR-1 42 Carbon Disc WheelSystem (F:42mm, R:42mm)
<b>HUBS</b>	Giant SLR-1 42 Carbon Disc WheelSystem, 12mm thru-axle
<b>SPOKES</b>	Giant SLR-1 42 Carbon Disc WheelSystem
<b>TIRES</b>	Giant Gavia Course 1, tubeless, 700x28mm (25c), folding
<b>EXTRAS</b>	RideSense BLE, computer mount

## FEATURES

- Frame: Advanced-Grade Composite, disc
- Fork: Advanced-Grade Composite, full-composite OverDrive 2 steerer, disc
- Shifters: Shimano 105
- Crankset: Shimano 105, 36/52
- Colors: Carbon / Chrysocolla

## GEOMETRY

FRAME	XS	S	M	ML	L	XL
Seat Tube Length (mm)	425	445	470	500	530	560
Seat Tube Angle	74.5°	74.0°	73.5°	73.0°	73.0°	72.5°
Top Tube Length (mm)	520	535	550	565	580	600
Head Tube Length (mm)	120	130	145	165	185	200
Head Tube Angle	71.0°	72.3°	73.0°	73.0°	73.0°	73.0°
Fork Rake (mm)	45	45	45	45	45	45
Trail (mm)	72.1	64	59.2	59.2	59.2	59.2
Wheelbase (mm)	976	977	980	991	1006	1020
Chain Stay Length (mm)	405	405	405	405	405	405
Bottom Bracket Drop (mm)	72	69.5	69.5	67	67	67
Stack (mm)	517	528	545	562	581	596
Reach (mm)	376	383	388	393	402	412
Stand Over Height (mm)	706	725	747	773	800	816
Handlebar Width (mm)	400	400	420	420	440	440
Stem Length (mm)	80	90	100	110	110	120
Crank Length (mm)	170	170	172.5	172.5	175	175
Wheel Size	700C	700C	700C	700C	700C	700C

*The specifications, colors, and availability of the products can be subjects to alter without prior notification. For availability and prices, please contact the retailers in your city / country.*



## SPECIFIKACIJE

OKVIR	
VELIKOSTI	XS, S, M, ML, L, XL
BARVE	Chameleon Galaxy, Carbon
OKVIR	Advanced-Grade Composite, disc
VILICE	Advanced-Grade Composite, full-composite OverDrive 2 steerer, disc
KOMPONENTE	
OPORA SEDEŽA	Giant Variant, Composite

## ZNAČILNOSTI

- Okvir: Advanced-Grade Composite, disc
- Vilice: Advanced-Grade Composite, full-composite OverDrive 2 steerer, disc
- Barve: Chameleon Galaxy, Carbon

## GEOMETRIJA

OKVIR	XS	S	M	ML	L	XL
Dolžina sedežne cevi (mm)	425	445	470	500	530	560
Kot sedežne cevi	74,5°	74,0°	73,5°	73,0°	73,0°	72,5°
Top Tube Length (mm)	520	535	550	565	580	600
Višina glave okvirja (mm)	120	130	145	165	185	200
Krmlni kot	71,0°	72,3°	73,0°	73,0°	73,0°	73,0°
Zamik vpetja osi (mm)	45	45	45	45	45	45
Trail (mm)	72,1	64	59,2	59,2	59,2	59,2
Medosna razdalja (mm)	976	977	980	991	1006	1020
Dolžina cevi ob verigi (mm)	405	405	405	405	405	405
Bottom Bracket Drop (mm)	72	69,5	69,5	67	67	67
Oddaljenost zgornje cevi od gonilne osi (mm)	517	528	545	562	581	596
Doseg (mm)	376	383	388	393	402	412
Višina zgornje cevi (mm)	706	725	747	773	800	816
Širina krmila (mm)	400	400	420	420	440	440
Dolžina opore krmila (mm)	80	90	100	110	110	120
Dolžina gonilke (mm)	170	170	172,5	172,5	175	175
Velikost obročnikov	700C	700C	700C	700C	700C	700C

Vse navedene specifikacije se lahko spremenijo brez obvestila.

# TCR ADVANCED PRO TEAM DISC

## ON-ROAD



## SPECS

FRAME	
<b>SIZES</b>	XS, S, M, ML, L, XL
<b>COLORS</b>	Matte Carbon / Gloss Unicorn White
<b>FRAME</b>	Advanced-Grade Composite, disc
<b>FORK</b>	Advanced-Grade Composite, full-composite OverDrive 2 steerer, disc
<b>SHOCK</b>	N/A
COMPONENTS	
<b>HANDLEBAR</b>	Giant Contact SL
<b>STEM</b>	Giant Contact SL
<b>SEATPOST</b>	Giant Variant, composite
<b>SADDLE</b>	Giant Fleet SL
<b>PEDALS</b>	N/A
DRIVETRAIN	
<b>SHIFTERS</b>	Shimano Ultegra
<b>FRONT DERAILLEUR</b>	Shimano Ultegra
<b>REAR DERAILLEUR</b>	Shimano Ultegra
<b>BRAKES</b>	Shimano Ultegra hydraulic
<b>BRAKE LEVERS</b>	Shimano Ultegra hydraulic
<b>CASSETTE</b>	Shimano Ultegra, 11x30
<b>CHAIN</b>	KMC X11SL-1
<b>CRANKSET</b>	Shimano Ultegra, 36/52with Giant PowerPro power meter
<b>BOTTOM BRACKET</b>	Shimano, press fit
WHEELS	
<b>RIMS</b>	Giant SLR-1 42 Carbon Disc WheelSystem (F:42mm, R:42mm)
<b>HUBS</b>	Giant SLR-1 42 Carbon Disc WheelSystem, 12mm thru-axle
<b>SPOKES</b>	Giant SLR-1 42 Carbon Disc WheelSystem
<b>TIRES</b>	Giant Gavia Course 1, tubeless, 700x28mm (25c), folding
<b>EXTRAS</b>	computer mount

## FEATURES

- Frame: Advanced-Grade Composite, disc
- Fork: Advanced-Grade Composite, full-composite OverDrive 2 steerer, disc
- Shifters: Shimano Ultegra
- Crankset: Shimano Ultegra, 36/52with Giant PowerPro power meter
- Colors: Matte Carbon / Gloss Unicorn White

## GEOMETRY

FRAME	XS	S	M	ML	L	XL
Seat Tube Length (mm)	425	445	470	500	530	560
Seat Tube Angle	74.5°	74.0°	73.5°	73.0°	73.0°	72.5°
Top Tube Length (mm)	520	535	550	565	580	600
Head Tube Length (mm)	120	130	145	165	185	200
Head Tube Angle	71.0°	72.3°	73.0°	73.0°	73.0°	73.0°
Fork Rake (mm)	45	45	45	45	45	45
Trail (mm)	72.1	64	59.2	59.2	59.2	59.2
Wheelbase (mm)	976	977	980	991	1006	1020
Chain Stay Length (mm)	405	405	405	405	405	405
Bottom Bracket Drop (mm)	72	69.5	69.5	67	67	67
Stack (mm)	517	528	545	562	581	596
Reach (mm)	376	383	388	393	402	412
Stand Over Height (mm)	706	725	747	773	800	816
Handlebar Width (mm)	400	400	420	420	440	440
Stem Length (mm)	80	90	100	110	110	120
Crank Length (mm)	170	170	172.5	172.5	175	175
Wheel Size	700C	700C	700C	700C	700C	700C

*The specifications, colors, and availability of the products can be subjects to alter without prior notification. For availability and prices, please contact the retailers in your city / country.*



## SPECIFIKACIJE

OKVIR	
VELIKOSTI	XS, S, M, ML, L, XL
BARVE	Concrete/Chameleon Galaxy, Matte Gunmetal Black/Gloss Silver
OKVIR	Advanced-Grade Composite, disc
VILICE	Advanced-Grade Composite, OverDrive steerer, disc
AMORTIZER	N/A
KOMPONENTE	
KRMILO	Giant Contact
OPORA KRMILA	Giant Contact
OPORA SEDEŽA	Giant Variant, composite
SEDEŽ	Giant Approach
PEDALA	N/A
POGON	
PRESTAVNE ROČICE	Shimano Ultegra
PREDNJI MENJALNIK	Shimano Ultegra
ZADNJI MENJALNIK	Shimano Ultegra
ZAVORE	Shimano Ultegra hydraulic
ZAVORNE ROČICE	Shimano Ultegra hydraulic
VERIŽNIK	Shimano 105, 11x30
VERIGA	KMC X11EL-1
GONILKE Z VERIŽNIKI	Shimano RS-510, 36/52
BOTTOM BRACKET	Shimano, press fit
OBROČNIKI	
OBROČI	Giant SLR-2.42 Carbon Disc WheelSystem (F:42mm, R:42mm)
PESTA	Giant SLR-2.42 Carbon Disc WheelSystem, 12mm thru-axle
NAPERE	Giant SLR-2.42 Carbon Disc WheelSystem
PLAŠČI	Giant Gavia Course 1, tubeless, 700x28mm (25c), folding

## ZNAČILNOSTI

- Okvir: Advanced-Grade Composite, disc
- Vilice: Advanced-Grade Composite, OverDrive steerer, disc
- Prestavne ročice: Shimano Ultegra
- Gonilke z verižniki: Shimano RS-510, 36/52
- Barve: Concrete/Chameleon Galaxy, Matte Gunmetal Black/Gloss Silver

## GEOMETRIJA

OKVIR	XS	S	M	ML	L	XL
Dolžina sedežne cevi (mm)	425	445	470	500	530	560
Kot sedežne cevi	74,5°	74,0°	73,5°	73,0°	73,0°	72,5°
Top Tube Length (mm)	520	535	550	565	580	600
Višina glave okvirja (mm)	120	130	145	165	185	200
Krmlni kot	71,0°	72,3°	73,0°	73,0°	73,0°	73,0°
Zamik vpetja osi (mm)	45	45	45	45	45	45
Trail (mm)	72,1	64	59,2	59,2	59,2	59,2
Medosna razdalja (mm)	976	977	980	991	1006	1020
Dolžina cevi ob verigi (mm)	405	405	405	405	405	405
Bottom Bracket Drop (mm)	72	69,5	69,5	67	67	67
Oddaljenost zgornje cevi od gonilne osi (mm)	517	528	545	562	581	596
Doseg (mm)	376	383	388	393	402	412
Višina zgornje cevi (mm)	706	725	747	773	800	816
Širina krmila (mm)	400	400	420	420	440	440
Dolžina opore krmila (mm)	80	90	100	110	110	120
Dolžina gonilke (mm)	170	170	172,5	172,5	175	175
Velikost obročnikov	700C	700C	700C	700C	700C	700C

Vse navedene specifikacije se lahko spremenijo brez obvestila.

# TCR ADVANCED 1 DISC PRO COMPACT

ON-ROAD



## SPECS

FRAME	
<b>SIZES</b>	XS, S, M, ML, L, XL
<b>COLORS</b>	Concrete/Chameleon Galaxy, Matte Gunmetal Black/Gloss Silver
<b>FRAME</b>	Advanced-Grade Composite, disc
<b>FORK</b>	Advanced-Grade Composite, OverDrive steerer, disc
<b>SHOCK</b>	N/A
COMPONENTS	
<b>HANDLEBAR</b>	Giant Contact
<b>STEM</b>	Giant Contact
<b>SEATPOST</b>	Giant Variant, composite
<b>SADDLE</b>	Giant Approach
<b>PEDALS</b>	N/A
DRIVETRAIN	
<b>SHIFTERS</b>	Shimano Ultegra
<b>FRONT DERAILLEUR</b>	Shimano Ultegra
<b>REAR DERAILLEUR</b>	Shimano Ultegra
<b>BRAKES</b>	Shimano Ultegra hydraulic
<b>BRAKE LEVERS</b>	Shimano Ultegra hydraulic
<b>CASSETTE</b>	Shimano 105, 11x30
<b>CHAIN</b>	KMC X11EL-1
<b>CRANKSET</b>	Shimano Ultegra, 36/52
<b>BOTTOM BRACKET</b>	Shimano, press fit
WHEELS	
<b>RIMS</b>	Giant PR-2 Disc wheelset
<b>HUBS</b>	Giant PR-2 Disc wheelset, 12mm thru-axle
<b>SPOKES</b>	Giant PR-2 Disc wheelset
<b>TIRES</b>	Giant Gavia Course 1, tubeless, 700x28mm (25c), folding

## FEATURES

- Frame: Advanced-Grade Composite, disc
- Fork: Advanced-Grade Composite, OverDrive steerer, disc
- Shifters: Shimano Ultegra
- Crankset: Shimano Ultegra, 36/52
- Colors: Concrete/Chameleon Galaxy, Matte Gunmetal Black/Gloss Silver

## GEOMETRY

FRAME	XS	S	M	ML	L	XL
Seat Tube Length (mm)	425	445	470	500	530	560
Seat Tube Angle	74.5°	74.0°	73.5°	73.0°	73.0°	72.5°
Top Tube Length (mm)	520	535	550	565	580	600
Head Tube Length (mm)	120	130	145	165	185	200
Head Tube Angle	71.0°	72.3°	73.0°	73.0°	73.0°	73.0°
Fork Rake (mm)	45	45	45	45	45	45
Trail (mm)	72.1	64	59.2	59.2	59.2	59.2
Wheelbase (mm)	976	977	980	991	1006	1020
Chain Stay Length (mm)	405	405	405	405	405	405
Bottom Bracket Drop (mm)	72	69.5	69.5	67	67	67
Stack (mm)	517	528	545	562	581	596
Reach (mm)	376	383	388	393	402	412
Stand Over Height (mm)	706	725	747	773	800	816
Handlebar Width (mm)	400	400	420	420	440	440
Stem Length (mm)	80	90	100	110	110	120
Crank Length (mm)	170	170	172.5	172.5	175	175
Wheel Size	700C	700C	700C	700C	700C	700C

*The specifications, colors, and availability of the products can be subjects to alter without prior notification. For availability and prices, please contact the retailers in your city / country.*



## SPECS

FRAME	
<b>SIZES</b>	XS, S, M, ML, L, XL
<b>COLORS</b>	Concrete/Chameleon Galaxy, Matte Gunmetal Black/Gloss Silver
<b>FRAME</b>	Advanced-Grade Composite, disc
<b>FORK</b>	Advanced-Grade Composite, OverDrive steerer, disc
<b>SHOCK</b>	N/A
COMPONENTS	
<b>HANDLEBAR</b>	Giant Contact
<b>STEM</b>	Giant Contact
<b>SEATPOST</b>	Giant Variant, composite
<b>SADDLE</b>	Giant Approach
<b>PEDALS</b>	N/A
DRIVETRAIN	
<b>SHIFTERS</b>	Shimano Ultegra
<b>FRONT DERAILLEUR</b>	Shimano Ultegra
<b>REAR DERAILLEUR</b>	Shimano Ultegra
<b>BRAKES</b>	Shimano Ultegra hydraulic
<b>BRAKE LEVERS</b>	Shimano Ultegra hydraulic
<b>CASSETTE</b>	Shimano 105, 11x34
<b>CHAIN</b>	KMC X11EL-1
<b>CRANKSET</b>	Shimano Ultegra, 34/50
<b>BOTTOM BRACKET</b>	Shimano, press fit
WHEELS	
<b>RIMS</b>	Giant PR-2 Disc wheelset
<b>HUBS</b>	Giant PR-2 Disc wheelset, 12mm thru-axle
<b>SPOKES</b>	Giant PR-2 Disc wheelset
<b>TIRES</b>	Giant Gavia Course 1, tubeless, 700x28mm (25c), folding

## FEATURES

- Frame: Advanced-Grade Composite, disc
- Fork: Advanced-Grade Composite, OverDrive steerer, disc
- Shifters: Shimano Ultegra
- Crankset: Shimano Ultegra, 34/50
- Colors: Concrete/Chameleon Galaxy, Matte Gunmetal Black/Gloss Silver

## GEOMETRY

FRAME	XS	S	M	ML	L	XL
Seat Tube Length (mm)	425	445	470	500	530	560
Seat Tube Angle	74.5°	74.0°	73.5°	73.0°	73.0°	72.5°
Top Tube Length (mm)	520	535	550	565	580	600
Head Tube Length (mm)	120	130	145	165	185	200
Head Tube Angle	71.0°	72.3°	73.0°	73.0°	73.0°	73.0°
Fork Rake (mm)	45	45	45	45	45	45
Trail (mm)	72.1	64	59.2	59.2	59.2	59.2
Wheelbase (mm)	976	977	980	991	1006	1020
Chain Stay Length (mm)	405	405	405	405	405	405
Bottom Bracket Drop (mm)	72	69.5	69.5	67	67	67
Stack (mm)	517	528	545	562	581	596
Reach (mm)	376	383	388	393	402	412
Stand Over Height (mm)	706	725	747	773	800	816
Handlebar Width (mm)	400	400	420	420	440	440
Stem Length (mm)	80	90	100	110	110	120
Crank Length (mm)	170	170	172.5	172.5	175	175
Wheel Size	700C	700C	700C	700C	700C	700C

*The specifications, colors, and availability of the products can be subjects to alter without prior notification. For availability and prices, please contact the retailers in your city / country.*



## SPECIFIKACIJE

OKVIR	
VELIKOSTI	XS, S, M, ML, L, XL
BARVE	Matte Dusty Blue/Gloss Chameleon Galaxy, Matte Carbon/Gloss Unicorn White
OKVIR	Advanced-Grade Composite
VILICE	Advanced-Grade Composite, OverDrive steerer
AMORTIZER	N/A
KOMPONENTE	
KRMILO	Giant Contact
OPORA KRMILA	Giant Contact
OPORA SEDEŽA	Giant Variant, composite
SEDEŽ	Giant Approach
PEDALA	N/A
POGON	
PRESTAVNE ROČICE	Shimano Ultegra
PREDNJI MENJALNIK	Shimano Ultegra
ZADNJI MENJALNIK	Shimano Ultegra
ZAVORE	Shimano Ultegra
ZAVORNE ROČICE	Shimano Ultegra
VERIŽNIK	Shimano Ultegra, 11x30
VERIGA	KMC X11EL-1
GONILKE Z VERIŽNIKI	Shimano Ultegra, 36/52
BOTTOM BRACKET	Shimano, press fit
OBROČNIKI	
OBROČI	Giant PR-2 wheelset
PESTA	Giant PR-2 wheelset
NAPERE	Giant PR-2 wheelset
PLAŠČI	Giant Gavia AC 1, tubeless, 700x28mm (25c), folding

## ZNAČILNOSTI

- Okvir: Advanced-Grade Composite
- Vilice: Advanced-Grade Composite, OverDrive steerer
- Prestavne ročice: Shimano Ultegra
- Gonilke z verižniki: Shimano Ultegra, 36/52
- Barve: Matte Dusty Blue/Gloss Chameleon Galaxy, Matte Carbon/Gloss Unicorn White

## GEOMETRIJA

OKVIR	XS	S	M	ML	L	XL
Dolžina sedežne cevi (mm)	425	445	470	500	530	560
Kot sedežne cevi	74,5°	74,0°	73,5°	73,0°	73,0°	72,5°
Top Tube Length (mm)	520	535	550	565	580	600
Višina glave okvirja (mm)	120	130	145	165	185	200
Krmlilni kot	71,0°	72,3°	73,0°	73,0°	73,0°	73,0°
Zamik vpetja osi (mm)	45	45	45	45	45	45
Trail (mm)	72,1	64	59,2	59,2	59,2	59,2
Medosna razdalja (mm)	976	977	980	991	1006	1020
Dolžina cevi ob verigi (mm)	405	405	405	405	405	405
Bottom Bracket Drop (mm)	72	69,5	69,5	67	67	67
Oddaljenost zgornje cevi od gonilne osi (mm)	517	528	545	562	581	596
Doseg (mm)	376	383	388	393	402	412
Višina zgornje cevi (mm)	702	722	743	769	793	813
Širina krmila (mm)	400	400	420	420	440	440
Dolžina opore krmila (mm)	80	90	100	110	110	120
Dolžina gonilke (mm)	170	170	172,5	172,5	175	175
Velikost obročnikov	700C	700C	700C	700C	700C	700C

Vse navedene specifikacije se lahko spremenijo brez obvestila.





## SPECIFIKACIJE

OKVIR	
VELIKOSTI	XS, S, M, ML, L, XL
BARVE	Matte Dusty Blue/Gloss Chameleon Galaxy, Matte Carbon/Gloss Unicorn White
OKVIR	Advanced-Grade Composite
VILICE	Advanced-Grade Composite, OverDrive steerer
AMORTIZER	N/A
KOMPONENTE	
KRMILO	Giant Contact
OPORA KRMILA	Giant Contact
OPORA SEDEŽA	Giant Variant, composite
SEDEŽ	Giant Approach
PEDALA	N/A
POGON	
PRESTAVNE ROČICE	Shimano Ultegra
PREDNJI MENJALNIK	Shimano Ultegra
ZADNJI MENJALNIK	Shimano Ultegra
ZAVORE	Shimano Ultegra
ZAVORNE ROČICE	Shimano Ultegra
VERIŽNIK	Shimano Ultegra, 11x34
VERIGA	KMC X11EL-1
GONILKE Z VERIŽNIKI	Shimano Ultegra, 34/50
BOTTOM BRACKET	Shimano, press fit
OBROČNIKI	
OBROČI	Giant PR-2 wheelset
PESTA	Giant PR-2 wheelset
NAPERE	Giant PR-2 wheelset
PLAŠČI	Giant Gavia AC 1, tubeless, 700x28mm (25c), folding

## ZNAČILNOSTI

- Okvir: Advanced-Grade Composite
- Vilice: Advanced-Grade Composite, OverDrive steerer
- Prestavne ročice: Shimano Ultegra
- Gonilke z verižniki: Shimano Ultegra, 34/50
- Barve: Matte Dusty Blue/Gloss Chameleon Galaxy, Matte Carbon/Gloss Unicorn White

## GEOMETRIJA

OKVIR	XS	S	M	ML	L	XL
Dolžina sedežne cevi (mm)	425	445	470	500	530	560
Kot sedežne cevi	74,5°	74,0°	73,5°	73,0°	73,0°	72,5°
Top Tube Length (mm)	520	535	550	565	580	600
Višina glave okvirja (mm)	120	130	145	165	185	200
Krmlini kot	71,0°	72,3°	73,0°	73,0°	73,0°	73,0°
Zamik vpetja osi (mm)	45	45	45	45	45	45
Trail (mm)	72,1	64	59,2	59,2	59,2	59,2
Medosna razdalja (mm)	976	977	980	991	1006	1020
Dolžina cevi ob verigi (mm)	405	405	405	405	405	405
Bottom Bracket Drop (mm)	72	69,5	69,5	67	67	67
Oddaljenost zgornje cevi od gonilne osi (mm)	517	528	545	562	581	596
Doseg (mm)	376	383	388	393	402	412
Višina zgornje cevi (mm)	702	722	743	769	793	813
Širina krmila (mm)	400	400	420	420	440	440
Dolžina opore krmila (mm)	80	90	100	110	110	120
Dolžina gonilke (mm)	170	170	172,5	172,5	175	175
Velikost obročnikov	700C	700C	700C	700C	700C	700C

Vse navedene specifikacije se lahko spremenijo brez obvestila.

# TCR ADVANCED 2 DISC PRO COMPACT

ON-ROAD



## SPECS

FRAME	
<b>SIZES</b>	XS, S, M, ML, L, XL
<b>COLORS</b>	Matte Carbon/Gloss Rainbow Black, White
<b>FRAME</b>	Advanced-Grade Composite, disc
<b>FORK</b>	Advanced-Grade Composite, OverDrive steerer, disc
<b>SHOCK</b>	N/A
COMPONENTS	
<b>HANDLEBAR</b>	Giant Contact
<b>STEM</b>	Giant Contact
<b>SEATPOST</b>	Giant Variant, composite
<b>SADDLE</b>	Giant Approach
<b>PEDALS</b>	N/A
DRIVETRAIN	
<b>SHIFTERS</b>	Shimano 105
<b>FRONT DERAILLEUR</b>	Shimano 105
<b>REAR DERAILLEUR</b>	Shimano 105
<b>BRAKES</b>	Shimano 105 hydraulic
<b>BRAKE LEVERS</b>	Shimano 105 hydraulic
<b>CASSETTE</b>	Shimano 105, 11x30
<b>CHAIN</b>	KMC X11EL-1
<b>CRANKSET</b>	Shimano RS-510, 36/52
<b>BOTTOM BRACKET</b>	Shimano, press fit
WHEELS	
<b>RIMS</b>	Giant PR-2 Disc wheelset
<b>HUBS</b>	Giant PR-2 Disc wheelset, 12mm thru-axle
<b>SPOKES</b>	Giant PR-2 Disc wheelset
<b>TIRES</b>	Giant Gavia Course 1, tubeless, 700x28mm (25c), folding

## FEATURES

- Frame: Advanced-Grade Composite, disc
- Fork: Advanced-Grade Composite, OverDrive steerer, disc
- Shifters: Shimano 105
- Crankset: Shimano RS-510, 36/52
- Colors: Matte Carbon/Gloss Rainbow Black, White

## GEOMETRY

FRAME	XS	S	M	ML	L	XL
Seat Tube Length (mm)	425	445	470	500	530	560
Seat Tube Angle	74.5°	74.0°	73.5°	73.0°	73.0°	72.5°
Top Tube Length (mm)	520	535	550	565	580	600
Head Tube Length (mm)	120	130	145	165	185	200
Head Tube Angle	71.0°	72.3°	73.0°	73.0°	73.0°	73.0°
Fork Rake (mm)	45	45	45	45	45	45
Trail (mm)	72.1	64	59.2	59.2	59.2	59.2
Wheelbase (mm)	976	977	980	991	1006	1020
Chain Stay Length (mm)	405	405	405	405	405	405
Bottom Bracket Drop (mm)	72	69.5	69.5	67	67	67
Stack (mm)	517	528	545	562	581	596
Reach (mm)	376	383	388	393	402	412
Stand Over Height (mm)	706	725	747	773	800	816
Handlebar Width (mm)	400	400	420	420	440	440
Stem Length (mm)	80	90	100	110	110	120
Crank Length (mm)	170	170	172.5	172.5	175	175
Wheel Size	700C	700C	700C	700C	700C	700C

*The specifications, colors, and availability of the products can be subjects to alter without prior notification. For availability and prices, please contact the retailers in your city / country.*



## SPECIFIKACIJE

OKVIR	
VELIKOSTI	XS, S, M, ML, L, XL
BARVE	Carbon, Unicorn White
OKVIR	Advanced-Grade Composite
VILICE	Advanced-Grade Composite, OverDrive steerer
AMORTIZER	N/A
KOMPONENTE	
KRMILO	Giant Contact
OPORA KRMILA	Giant Contact
OPORA SEDEŽA	Giant Variant, composite
SEDEŽ	Giant Approach
PEDALA	N/A
POGON	
PRESTAVNE ROČICE	Shimano 105
PREDNJI MENJALNIK	Shimano 105
ZADNJI MENJALNIK	Shimano 105
ZAVORE	Shimano 105
ZAVORNE ROČICE	Shimano 105
VERIŽNIK	Shimano 105, 11x34
VERIGA	KMC X11EL-1
GONILKE Z VERIŽNIKI	Shimano 105, 34/50
BOTTOM BRACKET	Shimano, press fit
OBROČNIKI	
OBROČI	Giant PR-2 wheelset
PESTA	Giant PR-2 wheelset
NAPERE	Giant PR-2 wheelset
PLAŠČI	Giant Gavia AC 1, tubeless, 700x28mm (25c), folding

## ZNAČILNOSTI

- Okvir: Advanced-Grade Composite
- Vilice: Advanced-Grade Composite, OverDrive steerer
- Prestavne ročice: Shimano 105
- Gonilke z verižniki: Shimano 105, 34/50
- Barve: Carbon, Unicorn White

## GEOMETRIJA

OKVIR	XS	S	M	ML	L	XL
Dolžina sedežne cevi (mm)	425	445	470	500	530	560
Kot sedežne cevi	74,5°	74,0°	73,5°	73,0°	73,0°	72,5°
Top Tube Length (mm)	520	535	550	565	580	600
Višina glave okvirja (mm)	120	130	145	165	185	200
Krmlni kot	71,0°	72,3°	73,0°	73,0°	73,0°	73,0°
Zamik vpetja osi (mm)	45	45	45	45	45	45
Trail (mm)	72,1	64	59,2	59,2	59,2	59,2
Medosna razdalja (mm)	976	977	980	991	1006	1020
Dolžina cevi ob verigi (mm)	405	405	405	405	405	405
Bottom Bracket Drop (mm)	72	69,5	69,5	67	67	67
Oddaljenost zgornje cevi od gonilne osi (mm)	517	528	545	562	581	596
Doseg (mm)	376	383	388	393	402	412
Višina zgornje cevi (mm)	702	722	743	769	793	813
Širina krmila (mm)	400	400	420	420	440	440
Dolžina opore krmila (mm)	80	90	100	110	110	120
Dolžina gonilke (mm)	170	170	172,5	172,5	175	175
Velikost obročnikov	700C	700C	700C	700C	700C	700C

Vse navedene specifikacije se lahko spremenijo brez obvestila.

# TCR ADVANCED 2 DISC SE

ON-ROAD



## SPECS

FRAME	
<b>SIZES</b>	XS, S, M, ML, L, XL
<b>COLORS</b>	Matte Carbon/Gloss Rainbow Black, White
<b>FRAME</b>	Advanced-Grade Composite, disc
<b>FORK</b>	Advanced-Grade Composite, OverDrive steerer, disc
<b>SHOCK</b>	N/A
COMPONENTS	
<b>HANDLEBAR</b>	Giant Contact
<b>STEM</b>	Giant Contact
<b>SEATPOST</b>	Giant Variant, composite
<b>SADDLE</b>	Giant Approach
<b>PEDALS</b>	N/A
DRIVETRAIN	
<b>SHIFTERS</b>	Shimano 105
<b>FRONT DERAILLEUR</b>	Shimano 105
<b>REAR DERAILLEUR</b>	Shimano 105
<b>BRAKES</b>	Shimano 105 hydraulic
<b>BRAKE LEVERS</b>	Shimano 105 hydraulic
<b>CASSETTE</b>	Shimano 105, 11x30
<b>CHAIN</b>	KMC X11EL-1
<b>CRANKSET</b>	Shimano 105, 36/52 with Giant Power Pro S power meter
<b>BOTTOM BRACKET</b>	Shimano, press fit
WHEELS	
<b>RIMS</b>	Giant PR-2 Disc wheelset
<b>HUBS</b>	Giant PR-2 Disc wheelset, 12mm thru-axle
<b>SPOKES</b>	Giant PR-2 Disc wheelset
<b>TIRES</b>	Giant Gavia Course 1, tubeless, 700x28mm (25c), folding
<b>EXTRAS</b>	

## FEATURES

- Frame: Advanced-Grade Composite, disc
- Fork: Advanced-Grade Composite, OverDrive steerer, disc
- Shifters: Shimano 105
- Crankset: Shimano 105, 36/52 with Giant Power Pro S power meter
- Colors: Matte Carbon/Gloss Rainbow Black, White

## GEOMETRY

FRAME	XS	S	M	ML	L	XL
Seat Tube Length (mm)	425	445	470	500	530	560
Seat Tube Angle	74.5°	74.0°	73.5°	73.0°	73.0°	72.5°
Top Tube Length (mm)	520	535	550	565	580	600
Head Tube Length (mm)	120	130	145	165	185	200
Head Tube Angle	71.0°	72.3°	73.0°	73.0°	73.0°	73.0°
Fork Rake (mm)	45	45	45	45	45	45
Trail (mm)	72.1	64	59.2	59.2	59.2	59.2
Wheelbase (mm)	976	977	980	991	1006	1020
Chain Stay Length (mm)	405	405	405	405	405	405
Bottom Bracket Drop (mm)	72	69.5	69.5	67	67	67
Stack (mm)	517	528	545	562	581	596
Reach (mm)	376	383	388	393	402	412
Stand Over Height (mm)	706	725	747	773	800	816
Handlebar Width (mm)	400	400	420	420	440	440
Stem Length (mm)	80	90	100	110	110	120
Crank Length (mm)	170	170	172.5	172.5	175	175
Wheel Size	700C	700C	700C	700C	700C	700C

*The specifications, colors, and availability of the products can be subjects to alter without prior notification. For availability and prices, please contact the retailers in your city / country.*



## SPECIFIKACIJE

OKVIR	
VELIKOSTI	XS, S, M, ML, L, XL
BARVE	Carbon, Unicorn White
OKVIR	Advanced-Grade Composite
VILICE	Advanced-Grade Composite, OverDrive steerer
AMORTIZER	N/A
KOMPONENTE	
KRMILO	Giant Contact
OPORA KRMILA	Giant Contact
OPORA SEDEŽA	Giant Variant, composite
SEDEŽ	Giant Approach
PEDALA	N/A
POGON	
PRESTAVNE ROČICE	Shimano 105
PREDNJI MENJALNIK	Shimano 105
ZADNJI MENJALNIK	Shimano 105
ZAVORE	Shimano 105
ZAVORNE ROČICE	Shimano 105
VERIŽNIK	Shimano 105, 11x30
VERIGA	KMC X11EL-1
GONILKE Z VERIŽNIKI	Shimano 105, 36/52
BOTTOM BRACKET	Shimano, press fit
OBROČNIKI	
OBROČI	Giant PR-2 wheelset
PESTA	Giant PR-2 wheelset
NAPERE	Giant PR-2 wheelset
PLAŠČI	Giant Gavia AC 1, tubeless, 700x28mm (25c), folding

## ZNAČILNOSTI

- Okvir: Advanced-Grade Composite
- Vilice: Advanced-Grade Composite, OverDrive steerer
- Prestavne ročice: Shimano 105
- Gonilke z verižniki: Shimano 105, 36/52
- Barve: Carbon, Unicorn White

## GEOMETRIJA

OKVIR	XS	S	M	ML	L	XL
Dolžina sedežne cevi (mm)	425	445	470	500	530	560
Kot sedežne cevi	74,5°	74,0°	73,5°	73,0°	73,0°	72,5°
Top Tube Length (mm)	520	535	550	565	580	600
Višina glave okvirja (mm)	120	130	145	165	185	200
Krmlni kot	71,0°	72,3°	73,0°	73,0°	73,0°	73,0°
Zamik vpetja osi (mm)	45	45	45	45	45	45
Trail (mm)	72,1	64	59,2	59,2	59,2	59,2
Medosna razdalja (mm)	976	977	980	991	1006	1020
Dolžina cevi ob verigi (mm)	405	405	405	405	405	405
Bottom Bracket Drop (mm)	72	69,5	69,5	67	67	67
Oddaljenost zgornje cevi od gonilne osi (mm)	517	528	545	562	581	596
Doseg (mm)	376	383	388	393	402	412
Višina zgornje cevi (mm)	702	722	743	769	793	813
Širina krmila (mm)	400	400	420	420	440	440
Dolžina opore krmila (mm)	80	90	100	110	110	120
Dolžina gonilke (mm)	170	170	172,5	172,5	175	175
Velikost obročnikov	700C	700C	700C	700C	700C	700C

Vse navedene specifikacije se lahko spremenijo brez obvestila.



## SPECS

FRAME	
<b>SIZES</b>	XS, S, M, ML, L, XL
<b>COLORS</b>	Blue Ashes
<b>FRAME</b>	Advanced-Grade Composite, disc
<b>FORK</b>	Advanced-Grade Composite, OverDrive steerer, disc
<b>SHOCK</b>	N/A
COMPONENTS	
<b>HANDLEBAR</b>	Giant Contact
<b>STEM</b>	Giant Contact
<b>SEATPOST</b>	Giant Variant, composite
<b>SADDLE</b>	Giant Approach
<b>PEDALS</b>	N/A
DRIVETRAIN	
<b>SHIFTERS</b>	Shimano Tiagra
<b>FRONT DERAILLEUR</b>	Shimano Tiagra
<b>REAR DERAILLEUR</b>	Shimano Tiagra
<b>BRAKES</b>	Shimano Tiagra hydraulic
<b>BRAKE LEVERS</b>	Shimano Tiagra hydraulic
<b>CASSETTE</b>	Shimano Tiagra, 11x32
<b>CHAIN</b>	X10-1
<b>CRANKSET</b>	Shimano Tiagra, 34/50
<b>BOTTOM BRACKET</b>	Shimano, press fit
WHEELS	
<b>RIMS</b>	Giant PR-2 Disc wheelset
<b>HUBS</b>	Giant PR-2 Disc wheelset, 12mm thru-axle
<b>SPOKES</b>	Giant PR-2 Disc wheelset
<b>TIRES</b>	Giant Gavia Course 1, tubeless, 700x28mm (25c), folding

## FEATURES

- Frame: Advanced-Grade Composite, disc
- Fork: Advanced-Grade Composite, OverDrive steerer, disc
- Shifters: Shimano Tiagra
- Crankset: Shimano Tiagra, 34/50
- Colors: Blue Ashes

## GEOMETRY

FRAME	XS	S	M	ML	L	XL
Seat Tube Length (mm)	425	445	470	500	530	560
Seat Tube Angle	74.5°	74.0°	73.5°	73.0°	73.0°	72.5°
Top Tube Length (mm)	520	535	550	565	580	600
Head Tube Length (mm)	120	130	145	165	185	200
Head Tube Angle	71.0°	72.3°	73.0°	73.0°	73.0°	73.0°
Fork Rake (mm)	45	45	45	45	45	45
Trail (mm)	72.1	64	59.2	59.2	59.2	59.2
Wheelbase (mm)	976	977	980	991	1006	1020
Chain Stay Length (mm)	405	405	405	405	405	405
Bottom Bracket Drop (mm)	72	69.5	69.5	67	67	67
Stack (mm)	517	528	545	562	581	596
Reach (mm)	376	383	388	393	402	412
Stand Over Height (mm)	706	725	747	773	800	816
Handlebar Width (mm)	400	400	420	420	440	440
Stem Length (mm)	80	90	100	110	110	120
Crank Length (mm)	170	170	172.5	172.5	175	175
Wheel Size	700C	700C	700C	700C	700C	700C

*The specifications, colors, and availability of the products can be subjects to alter without prior notification. For availability and prices, please contact the retailers in your city / country.*



## SPECIFIKACIJE

OKVIR	
VELIKOSTI	XS, S, M, ML, L, XL
BARVE	Matte Chrysocolla/Gloss Chrysocolla
OKVIR	Advanced-Grade Composite, disc
VILICE	Advanced-Grade Composite, full-composite OverDrive 2 steerer, disc
AMORTIZER	N/A
KOMPONENTE	
KRMILO	Giant Contact SLR D-Fuse
OPORA KRMILA	Giant Contact SL
OPORA SEDEŽA	Giant D-Fuse SLR, composite
SEDEŽ	Giant Fleet SL
PEDALA	N/A
POGON	
PRESTAVNE ROČICE	SRAM RED eTap AXS
PREDNJI MENJALNIK	SRAM RED eTap AXS
ZADNJI MENJALNIK	SRAM RED eTap AXS
ZAVORE	SRAM RED eTap AXS hydraulic
ZAVORNE ROČICE	SRAM RED eTap AXS hydraulic
VERIŽNIK	SRAM RED, 12-speed, 10x33
VERIGA	SRAM RED D1
GONILKE Z VERIŽNIKI	SRAM RED D1 DUB, 33/46 with Quarq DZero power meter
BOTTOM BRACKET	SRAM DUB, press fit
OBROČNIKI	
OBROČI	Giant SLR-1 42 Carbon Disc WheelSystem
PESTA	Giant SLR-1 42 Carbon Disc WheelSystem, 12mm thru-axle
NAPERE	Giant SLR-1 42 Carbon Disc WheelSystem
PLAŠČI	Giant Gavia Fondo 0, tubeless, 700x32c, folding
DODATKI	computer mount, tubeless prepared

## ZNAČILNOSTI

- Okvir: Advanced-Grade Composite, disc
- Vilice: Advanced-Grade Composite, full-composite OverDrive 2 steerer, disc
- Prestavne ročice: SRAM RED eTap AXS
- Gonilke z verižniki: SRAM RED D1 DUB, 33/46 with Quarq DZero power meter
- Barve: Matte Chrysocolla/Gloss Chrysocolla

## GEOMETRIJA

OKVIR	XS	S	M	ML	L	XL
Dolžina sedežne cevi (mm)	410	445	480	515	535	565
Kot sedežne cevi	74,5°	74,0°	73,5°	73,0°	73,0°	72,5°
Top Tube Length (mm)	515	530	545	560	575	595
Višina glave okvirja (mm)	120	140	160	185	205	225
Krmlni kot	70,5°	71,8°	72,5°	72,5°	72,5°	72,5°
Zamik vpetja osi (mm)	50	50	50	50	50	50
Trail (mm)	71,3	63,1	58,2	58,2	58,2	58
Medosna razdalja (mm)	995	995	998	1010	1025	1040
Dolžina cevi ob verigi (mm)	420	420	420	420	420	420
Bottom Bracket Drop (mm)	75	75	75	70	70	70
Oddaljenost zgornje cevi od gonilne osi (mm)	522	546	567	586	605	624
Doseg (mm)	370	374	377	381	390	398
Višina zgornje cevi (mm)	731	760	786	816	835	856
Širina krmila (mm)	400	400	420	420	440	440
Dolžina opore krmila (mm)	80	90	100	100	110	110
Dolžina gonilke (mm)	170	170	172,5	172,5	175	175
Velikost obročnikov	700C	700C	700C	700C	700C	700C

Vse navedene specifikacije se lahko spremenijo brez obvestila.



## SPECIFIKACIJE

OKVIR	
VELIKOSTI	XS, S, M, ML, L, XL
BARVE	Chameleon Neptune/Black
OKVIR	Advanced-Grade Composite, disc
VILICE	Advanced-Grade Composite, full-composite OverDrive 2 steerer, disc
AMORTIZER	N/A
KOMPONENTE	
KRMILO	Giant Contact SLR D-Fuse
OPORA KRMILA	Giant Contact SL
OPORA SEDEŽA	Giant D-Fuse SLR, composite
SEDEŽ	Contact Fleet SL
PEDALA	N/A
POGON	
PRESTAVNE ROČICE	Shimano Ultegra Di2
PREDNJI MENJALNIK	Shimano Ultegra Di2
ZADNJI MENJALNIK	Shimano Ultegra Di2
ZAVORE	Shimano Ultegra hydraulic
ZAVORNE ROČICE	Shimano Ultegra hydraulic
VERIŽNIK	Shimano Ultegra, 11x34
VERIGA	KMC X11SL-1
GONILKE Z VERIŽNIKI	Shimano Ultegra, 34/50 with Giant Power Pro power meter
BOTTOM BRACKET	Shimano, press fit
OBROČNIKI	
OBROČI	Giant SLR-1 42 Carbon Disc WheelSystem
PESTA	Giant SLR-1 42 Carbon Disc WheelSystem, 12mm thru-axle
NAPERE	Giant SLR-1 42 Carbon Disc WheelSystem
PLAŠČI	Giant Gavia Fondo 1, tubeless, 700x32c, folding
DODATKI	computer mount, tubeless prepared

## ZNAČILNOSTI

- Okvir: Advanced-Grade Composite, disc
- Vilice: Advanced-Grade Composite, full-composite OverDrive 2 steerer, disc
- Prestavne ročice: Shimano Ultegra Di2
- Gonilke z verižniki: Shimano Ultegra, 34/50 with Giant Power Pro power meter
- Barve: Chameleon Neptune/Black

## GEOMETRIJA

OKVIR	XS	S	M	ML	L	XL
Dolžina sedežne cevi (mm)	410	445	480	515	535	565
Kot sedežne cevi	74,5°	74,0°	73,5°	73,0°	73,0°	72,5°
Top Tube Length (mm)	515	530	545	560	575	595
Višina glave okvirja (mm)	120	140	160	185	205	225
Krmlini kot	70,5°	71,8°	72,5°	72,5°	72,5°	72,5°
Zamik vpetja osi (mm)	50	50	50	50	50	50
Trail (mm)	71,3	63,1	58,2	58,2	58,2	58
Medosna razdalja (mm)	995	995	998	1010	1025	1040
Dolžina cevi ob verigi (mm)	420	420	420	420	420	420
Bottom Bracket Drop (mm)	75	75	75	70	70	70
Oddaljenost zgornje cevi od gonilne osi (mm)	522	546	567	586	605	624
Doseg (mm)	370	374	377	381	390	398
Višina zgornje cevi (mm)	731	760	786	816	835	856
Širina krmila (mm)	400	400	420	420	440	440
Dolžina opore krmila (mm)	80	90	100	100	110	110
Dolžina gonilke (mm)	170	170	172,5	172,5	175	175
Velikost obročnikov	700C	700C	700C	700C	700C	700C

Vse navedene specifikacije se lahko spremenijo brez obvestila.





## SPECS

FRAME	
<b>SIZES</b>	XS, S, M, ML, L, XL
<b>COLORS</b>	Chameleon Neptune/Black
<b>FRAME</b>	Advanced-Grade Composite, disc
<b>FORK</b>	Advanced-Grade Composite, full-composite OverDrive 2 steerer, disc
<b>SHOCK</b>	N/A
COMPONENTS	
<b>HANDLEBAR</b>	Giant Contact SLR D-Fuse
<b>STEM</b>	Giant Contact SL
<b>SEATPOST</b>	Giant D-Fuse SLR, composite
<b>SADDLE</b>	Contact Fleet SL
<b>PEDALS</b>	N/A
DRIVETRAIN	
<b>SHIFTERS</b>	SRAM Force eTap AXS
<b>FRONT DERAILLEUR</b>	SRAM Force eTap AXS
<b>REAR DERAILLEUR</b>	SRAM Force eTap AXS
<b>BRAKES</b>	SRAM Force eTap AXS hydraulic
<b>BRAKE LEVERS</b>	SRAM Force eTap AXS hydraulic
<b>CASSETTE</b>	SRAM Force, 12-speed, 10x33
<b>CHAIN</b>	SRAM Force D1
<b>CRANKSET</b>	SRAM Force D1 DUB, 33/46
<b>BOTTOM BRACKET</b>	SRAM DUB, press fit
WHEELS	
<b>RIMS</b>	Giant SLR-1 42 Carbon Disc WheelSystem
<b>HUBS</b>	Giant SLR-1 42 Carbon Disc WheelSystem, 12mm thru-axle
<b>SPOKES</b>	Giant SLR-1 42 Carbon Disc WheelSystem
<b>TIRES</b>	Giant Gavia Fondo 1, tubeless, 700x32c, folding
<b>EXTRAS</b>	RideSense Bluetooth, computer mount, tubeless prepared

## FEATURES

- Frame: Advanced-Grade Composite, disc
- Fork: Advanced-Grade Composite, full-composite OverDrive 2 steerer, disc
- Shifters: SRAM Force eTap AXS
- Crankset: SRAM Force D1 DUB, 33/46
- Colors: Chameleon Neptune/Black

## GEOMETRY

FRAME	XS	S	M	ML	L	XL
Seat Tube Length (mm)	410	445	480	515	535	565
Seat Tube Angle	74.5°	74.0°	73.5°	73.0°	73.0°	72.5°
Top Tube Length (mm)	515	530	545	560	575	595
Head Tube Length (mm)	120	140	160	185	205	225
Head Tube Angle	70.5°	71.8°	72.5°	72.5°	72.5°	72.5°
Fork Rake (mm)	50	50	50	50	50	50
Trail (mm)	71.3	63.1	58.2	58.2	58.2	58
Wheelbase (mm)	995	995	998	1010	1025	1040
Chain Stay Length (mm)	420	420	420	420	420	420
Bottom Bracket Drop (mm)	75	75	75	70	70	70
Stack (mm)	522	546	567	586	605	624
Reach (mm)	370	374	377	381	390	398
Stand Over Height (mm)	731	760	786	816	835	856
Handlebar Width (mm)	400	400	420	420	440	440
Stem Length (mm)	80	90	100	100	110	110
Crank Length (mm)	170	170	172.5	172.5	175	175
Wheel Size	700C	700C	700C	700C	700C	700C

*The specifications, colors, and availability of the products can be subjects to alter without prior notification. For availability and prices, please contact the retailers in your city / country.*

# DEFY ADVANCED PRO 2

ON-ROAD



## SPECS

FRAME	
<b>SIZES</b>	XS, S, M, ML, L, XL
<b>COLORS</b>	Rosewood/Black/Chrome
<b>FRAME</b>	Advanced-Grade Composite, disc
<b>FORK</b>	Advanced-Grade Composite, full-composite OverDrive 2 steerer, disc
<b>SHOCK</b>	N/A
COMPONENTS	
<b>HANDLEBAR</b>	Giant Contact SL D-Fuse
<b>STEM</b>	Giant Contact SL
<b>SEATPOST</b>	Giant D-Fuse SLR, composite
<b>SADDLE</b>	Contact Fleet SL
<b>PEDALS</b>	N/A
DRIVETRAIN	
<b>SHIFTERS</b>	Shimano Ultegra
<b>FRONT DERAILLEUR</b>	Shimano Ultegra
<b>REAR DERAILLEUR</b>	Shimano Ultegra
<b>BRAKES</b>	Shimano Ultegra hydraulic
<b>BRAKE LEVERS</b>	Shimano Ultegra hydraulic
<b>CASSETTE</b>	Shimano Ultegra, 11x34
<b>CHAIN</b>	KMC X11SL-1
<b>CRANKSET</b>	Shimano Ultegra, 34/50
<b>BOTTOM BRACKET</b>	Shimano, press fit
WHEELS	
<b>RIMS</b>	Giant SLR-2 42 Carbon Disc WheelSystem
<b>HUBS</b>	Giant SLR-2 42 Carbon Disc WheelSystem, 12mm thru-axle
<b>SPOKES</b>	Giant SLR-2 42 Carbon Disc WheelSystem
<b>TIRES</b>	Giant Gavia Fondo 1, tubeless, 700x32c, folding
<b>EXTRAS</b>	RideSense Bluetooth, computer mount, tubeless prepared

## FEATURES

- Frame: Advanced-Grade Composite, disc
- Fork: Advanced-Grade Composite, full-composite OverDrive 2 steerer, disc
- Shifters: Shimano Ultegra
- Crankset: Shimano Ultegra, 34/50
- Colors: Rosewood/Black/Chrome

## GEOMETRY

FRAME	XS	S	M	ML	L	XL
Seat Tube Length (mm)	410	445	480	515	535	565
Seat Tube Angle	74.5°	74.0°	73.5°	73.0°	73.0°	72.5°
Top Tube Length (mm)	515	530	545	560	575	595
Head Tube Length (mm)	120	140	160	185	205	225
Head Tube Angle	70.5°	71.8°	72.5°	72.5°	72.5°	72.5°
Fork Rake (mm)	50	50	50	50	50	50
Trail (mm)	71.3	63.1	58.2	58.2	58.2	58
Wheelbase (mm)	995	995	998	1010	1025	1040
Chain Stay Length (mm)	420	420	420	420	420	420
Bottom Bracket Drop (mm)	75	75	75	70	70	70
Stack (mm)	522	546	567	586	605	624
Reach (mm)	370	374	377	381	390	398
Stand Over Height (mm)	731	760	786	816	835	856
Handlebar Width (mm)	400	400	420	420	440	440
Stem Length (mm)	80	90	100	100	110	110
Crank Length (mm)	170	170	172.5	172.5	175	175
Wheel Size	700C	700C	700C	700C	700C	700C

*The specifications, colors, and availability of the products can be subjects to alter without prior notification. For availability and prices, please contact the retailers in your city / country.*



## SPECIFIKACIJE

OKVIR	
VELIKOSTI	XS, S, M, ML, L, XL
BARVE	Cosmos Navy/Metallic Red
OKVIR	Advanced-Grade Composite, disc
VILICE	Advanced-Grade Composite, full-composite OverDrive 2 steerer, disc
AMORTIZER	N/A
KOMPONENTE	
KRMILO	Giant Contact SL D-Fuse
OPORA KRMILA	Giant Contact SL
OPORA SEDEŽA	Giant D-Fuse, composite
SEDEŽ	Contact Fleet SL
PEDALA	N/A
POGON	
PRESTAVNE ROČICE	Shimano 105
PREDNJI MENJALNIK	Shimano 105
ZADNJI MENJALNIK	Shimano 105
ZAVORE	Shimano 105 hydraulic
ZAVORNE ROČICE	Shimano 105 hydraulic
VERIŽNIK	Shimano 105, 11x34
VERIGA	KMC X11SL-1
GONILKE Z VERIŽNIKI	Shimano 105, 34/50
BOTTOM BRACKET	Shimano, press fit
OBROČNIKI	
OBROČI	Giant SLR-2.42 Carbon Disc WheelSystem
PESTA	Giant SLR-2.42 Carbon Disc WheelSystem, 12mm thru-axle
NAPERE	Giant SLR-2.42 Carbon Disc WheelSystem
PLAŠČI	Giant Gavia Fondo 1, tubeless, 700x32c, folding
DODATKI	RideSense Bluetooth, computer mount, tubeless prepared

## ZNAČILNOSTI

- Okvir: Advanced-Grade Composite, disc
- Vilice: Advanced-Grade Composite, full-composite OverDrive 2 steerer, disc
- Prestavne ročice: Shimano 105
- Gonilke z verižniki: Shimano 105, 34/50
- Barve: Cosmos Navy/Metallic Red

## GEOMETRIJA

OKVIR	XS	S	M	ML	L	XL
Dolžina sedežne cevi (mm)	410	445	480	515	535	565
Kot sedežne cevi	74,5°	74,0°	73,5°	73,0°	73,0°	72,5°
Top Tube Length (mm)	515	530	545	560	575	595
Višina glave okvirja (mm)	120	140	160	185	205	225
Krmlni kot	70,5°	71,8°	72,5°	72,5°	72,5°	72,5°
Zamik vpetja osi (mm)	50	50	50	50	50	50
Trail (mm)	71,3	63,1	58,2	58,2	58,2	58
Medosna razdalja (mm)	995	995	998	1010	1025	1040
Dolžina cevi ob verigi (mm)	420	420	420	420	420	420
Bottom Bracket Drop (mm)	75	75	75	70	70	70
Oddaljenost zgornje cevi od gonilne osi (mm)	522	546	567	586	605	624
Doseg (mm)	370	374	377	381	390	398
Višina zgornje cevi (mm)	731	760	786	816	835	856
Širina krmila (mm)	400	400	420	420	440	440
Dolžina opore krmila (mm)	80	90	100	100	110	110
Dolžina gonilke (mm)	170	170	172,5	172,5	175	175
Velikost obročnikov	700C	700C	700C	700C	700C	700C

Vse navedene specifikacije se lahko spremenijo brez obvestila.



## SPECS

FRAME	
<b>SIZES</b>	XS, S, M, ML, L, XL
<b>COLORS</b>	Carbon/Charcoal/Chrome, Gloss Moss Green/Matte Moss Green/Matte Black
<b>FRAME</b>	Advanced-Grade Composite, disc
<b>FORK</b>	Advanced-Grade Composite, full-composite OverDrive steerer, disc
<b>SHOCK</b>	N/A
COMPONENTS	
<b>HANDLEBAR</b>	Giant Contact SL D-Fuse
<b>STEM</b>	Giant Contact
<b>SEATPOST</b>	Giant D-Fuse, composite
<b>SADDLE</b>	Giant Approach
<b>PEDALS</b>	N/A
DRIVETRAIN	
<b>SHIFTERS</b>	Shimano Ultegra
<b>FRONT DERAILLEUR</b>	Shimano Ultegra
<b>REAR DERAILLEUR</b>	Shimano Ultegra
<b>BRAKES</b>	Shimano Ultegra hydraulic
<b>BRAKE LEVERS</b>	Shimano Ultegra hydraulic
<b>CASSETTE</b>	Shimano Ultegra, 11x34
<b>CHAIN</b>	KMC X11EL-1
<b>CRANKSET</b>	Shimano FC-RS510, 34/50
<b>BOTTOM BRACKET</b>	Shimano, press fit
WHEELS	
<b>RIMS</b>	Giant P-R2 Disc wheelset
<b>HUBS</b>	Giant P-R2 Disc wheelset, 12mm thru-axle
<b>SPOKES</b>	Giant P-R2 Disc wheelset
<b>TIRES</b>	Giant Gavia Fondo 1, tubeless, 700x32c, folding
<b>EXTRAS</b>	tubeless prepared

## FEATURES

- Frame: Advanced-Grade Composite, disc
- Fork: Advanced-Grade Composite, full-composite OverDrive steerer, disc
- Shifters: Shimano Ultegra
- Crankset: Shimano FC-RS510, 34/50
- Colors: Carbon/Charcoal/Chrome, Gloss Moss Green/Matte Moss Green/Matte Black

## GEOMETRY

FRAME	XS	S	M	ML	L	XL
Seat Tube Length (mm)	410	445	480	515	535	565
Seat Tube Angle	74.5°	74.0°	73.5°	73.0°	73.0°	72.5°
Top Tube Length (mm)	515	530	545	560	575	595
Head Tube Length (mm)	120	140	160	185	205	225
Head Tube Angle	70.5°	71.8°	72.5°	72.5°	72.5°	72.5°
Fork Rake (mm)	50	50	50	50	50	50
Trail (mm)	71.3	63.1	58.2	58.2	58.2	58
Wheelbase (mm)	995	995	998	1010	1025	1040
Chain Stay Length (mm)	420	420	420	420	420	420
Bottom Bracket Drop (mm)	75	75	75	70	70	70
Stack (mm)	522	546	567	586	605	624
Reach (mm)	370	374	377	381	390	398
Stand Over Height (mm)	731	760	786	816	835	856
Handlebar Width (mm)	400	400	420	420	440	440
Stem Length (mm)	80	90	100	100	110	110
Crank Length (mm)	170	170	172.5	172.5	175	175
Wheel Size	700C	700C	700C	700C	700C	700C

*The specifications, colors, and availability of the products can be subjects to alter without prior notification. For availability and prices, please contact the retailers in your city / country.*



## SPECS

FRAME	
<b>SIZES</b>	XS, S, M, ML, L, XL
<b>COLORS</b>	Concrete/Chameleon Nova, Carbon/Charcoal/Chrome
<b>FRAME</b>	Advanced-Grade Composite, disc
<b>FORK</b>	Advanced-Grade Composite, full-composite OverDrive steerer, disc
<b>SHOCK</b>	N/A
COMPONENTS	
<b>HANDLEBAR</b>	Giant Contact SL D-Fuse
<b>STEM</b>	Giant Contact
<b>SEATPOST</b>	Giant D-Fuse, composite
<b>SADDLE</b>	Giant Approach
<b>PEDALS</b>	N/A
DRIVETRAIN	
<b>SHIFTERS</b>	Shimano 105
<b>FRONT DERAILEUR</b>	Shimano 105
<b>REAR DERAILEUR</b>	Shimano 105
<b>BRAKES</b>	Shimano 105 hydraulic
<b>BRAKE LEVERS</b>	Shimano 105
<b>CASSETTE</b>	Shimano 105, 11x34
<b>CHAIN</b>	KMC X11EL-1
<b>CRANKSET</b>	Shimano FC-R510, 34/50
<b>BOTTOM BRACKET</b>	Shimano, press fit
WHEELS	
<b>RIMS</b>	Giant P-R2 Disc wheelset
<b>HUBS</b>	Giant P-R2 Disc wheelset, 12mm thru-axle
<b>SPOKES</b>	Giant P-R2 Disc wheelset
<b>TIRES</b>	Giant Gavia Fondo 1, tubeless, 700x32c, folding
<b>EXTRAS</b>	tubeless prepared

## FEATURES

- Frame: Advanced-Grade Composite, disc
- Fork: Advanced-Grade Composite, full-composite OverDrive steerer, disc
- Shifters: Shimano 105
- Crankset: Shimano FC-R510, 34/50
- Colors: Concrete/Chameleon Nova, Carbon/Charcoal/Chrome

## GEOMETRY

FRAME	XS	S	M	ML	L	XL
Seat Tube Length (mm)	410	445	480	515	535	565
Seat Tube Angle	74.5°	74.0°	73.5°	73.0°	73.0°	72.5°
Top Tube Length (mm)	515	530	545	560	575	595
Head Tube Length (mm)	120	140	160	185	205	225
Head Tube Angle	70.5°	71.8°	72.5°	72.5°	72.5°	72.5°
Fork Rake (mm)	50	50	50	50	50	50
Trail (mm)	71.3	63.1	58.2	58.2	58.2	58
Wheelbase (mm)	995	995	998	1010	1025	1040
Chain Stay Length (mm)	420	420	420	420	420	420
Bottom Bracket Drop (mm)	75	75	75	70	70	70
Stack (mm)	522	546	567	586	605	624
Reach (mm)	370	374	377	381	390	398
Stand Over Height (mm)	731	760	786	816	835	856
Handlebar Width (mm)	400	400	420	420	440	440
Stem Length (mm)	80	90	100	100	110	110
Crank Length (mm)	170	170	172.5	172.5	175	175
Wheel Size	700C	700C	700C	700C	700C	700C

*The specifications, colors, and availability of the products can be subjects to alter without prior notification. For availability and prices, please contact the retailers in your city / country.*



## SPECIFIKACIJE

OKVIR	
VELIKOSTI	XS, S, M, ML, L, XL
BARVE	Charcoal/Black/Chameleon Galaxy
OKVIR	Advanced-Grade Composite, disc
VILICE	Advanced-Grade Composite, full-composite OverDrive steerer, disc
AMORTIZER	N/A
KOMPONENTE	
KRMILO	Giant Contact SL D-Fuse
OPORA KRMILA	Giant Contact
OPORA SEDEŽA	Giant D-Fuse, composite
SEDEŽ	Giant Approach
PEDALA	N/A
POGON	
PRESTAVNE ROČICE	Shimano Tiagra
PREDNJI MENJALNIK	Shimano Tiagra
ZADNJI MENJALNIK	Shimano Tiagra
ZAVORE	Shimano Tiagra hydraulic
ZAVORNE ROČICE	Shimano Tiagra
VERIŽNIK	Shimano Tiagra, 11x34
VERIGA	KMC X10-1
GONILKE Z VERIŽNIKI	Shimano Tiagra, 34/50
BOTTOM BRACKET	Shimano, press fit
OBROČNIKI	
OBROČI	Giant S-R2 Disc wheelset
PESTA	Giant S-R2 Disc wheelset, 12mm thru-axle
NAPERE	Giant S-R2 Disc wheelset
PLAŠČI	Giant Gavia Fondo 1, tubeless, 700x32c, folding
DODATKI	tubeless prepared

## ZNAČILNOSTI

- Okvir: Advanced-Grade Composite, disc
- Vilice: Advanced-Grade Composite, full-composite OverDrive steerer, disc
- Prestavne ročice: Shimano Tiagra
- Gonilke z verižniki: Shimano Tiagra, 34/50
- Barve: Charcoal/Black/Chameleon Galaxy

## GEOMETRIJA

OKVIR	XS	S	M	ML	L	XL
Dolžina sedežne cevi (mm)	410	445	480	515	535	565
Kot sedežne cevi	74,5°	74,0°	73,5°	73,0°	73,0°	72,5°
Top Tube Length (mm)	515	530	545	560	575	595
Višina glave okvirja (mm)	120	140	160	185	205	225
Krmlilni kot	70,5°	71,8°	72,5°	72,5°	72,5°	72,5°
Zamik vpetja osi (mm)	50	50	50	50	50	50
Trail (mm)	71,3	63,1	58,2	58,2	58,2	58
Medosna razdalja (mm)	995	995	998	1010	1025	1040
Dolžina cevi ob verigi (mm)	420	420	420	420	420	420
Bottom Bracket Drop (mm)	75	75	75	70	70	70
Oddaljenost zgornje cevi od gonilne osi (mm)	522	546	567	586	605	624
Doseg (mm)	370	374	377	381	390	398
Višina zgornje cevi (mm)	731	760	786	816	835	856
Širina krmila (mm)	400	400	420	420	440	440
Dolžina opore krmila (mm)	80	90	100	100	110	110
Dolžina gonilke (mm)	170	170	172,5	172,5	175	175
Velikost obročnikov	700C	700C	700C	700C	700C	700C

Vse navedene specifikacije se lahko spremenijo brez obvestila.



## SPECS

FRAME	
<b>SIZES</b>	XS, S, M, ML, L, XL
<b>COLORS</b>	Charcoal/Chrome
<b>FRAME</b>	ALUXX SL-Grade Aluminum, disc
<b>FORK</b>	Advanced-Grade Composite, full-composite OverDrive steerer, disc
<b>SHOCK</b>	N/A
COMPONENTS	
<b>HANDLEBAR</b>	Giant Connect
<b>STEM</b>	Giant Contact
<b>SEATPOST</b>	Giant D-Fuse, composite
<b>SADDLE</b>	Giant Approach
<b>PEDALS</b>	N/A
DRIVETRAIN	
<b>SHIFTERS</b>	Shimano 105
<b>FRONT DERAILLEUR</b>	Shimano 105
<b>REAR DERAILLEUR</b>	Shimano 105 GS
<b>BRAKES</b>	Shimano 105 hydraulic
<b>BRAKE LEVERS</b>	Shimano 105
<b>CASSETTE</b>	Shimano 105, 11x34
<b>CHAIN</b>	KMC X11EL-1
<b>CRANKSET</b>	Shimano FC-RS510, 34/50
<b>BOTTOM BRACKET</b>	Shimano, press fit
WHEELS	
<b>RIMS</b>	Giant P-R2 Disc wheelset
<b>HUBS</b>	Giant P-R2 Disc wheelset
<b>SPOKES</b>	Giant P-R2 Disc wheelset
<b>TIRES</b>	Giant Gavia Fondo 2, tubeless, 700x25c (28mm)
<b>EXTRAS</b>	tubeless prepared

## FEATURES

- Frame: ALUXX SL-Grade Aluminum, disc
- Fork: Advanced-Grade Composite, full-composite OverDrive steerer, disc
- Shifters: Shimano 105
- Crankset: Shimano FC-RS510, 34/50
- Colors: Charcoal/Chrome

## GEOMETRY

FRAME	XS	S	M	ML	L	XL
Seat Tube Length (mm)	410	445	480	515	535	565
Seat Tube Angle	74.8°	74.0°	73.5°	73.0°	73.0°	72.5°
Top Tube Length (mm)	515	530	545	560	575	595
Head Tube Length (mm)	123	138	158	178	198	218
Head Tube Angle	71.0°	71.8°	72.5°	72.5°	72.5°	72.5°
Fork Rake (mm)	50	50	50	50	50	50
Trail (mm)	68.2	63.3	58.4	58.4	58.4	58.4
Wheelbase (mm)	985	986	990	1002	1017	1031
Chain Stay Length (mm)	412	412	412	412	412	412
Bottom Bracket Drop (mm)	75	75	75	70	70	70
Stack (mm)	524	541	563	577	596	615
Reach (mm)	372	375	378	384	393	401
Stand Over Height (mm)	720	746	774	803	821	844
Handlebar Width (mm)	400	400	420	420	440	440
Stem Length (mm)	80	90	100	100	110	110
Crank Length (mm)	170	170	172.5	172.5	175	175
Wheel Size	700C	700C	700C	700C	700C	700C

*The specifications, colors, and availability of the products can be subjects to alter without prior notification. For availability and prices, please contact the retailers in your city / country.*



## SPECIFIKACIJE

OKVIR	
VELIKOSTI	XS, S, M, ML, L, XL
BARVE	Gunmetal Black
OKVIR	ALUXX SL-Grade Aluminum
VILICE	Advanced-Grade Composite, full-composite OverDrive steerer
AMORTIZER	N/A
KOMPONENTE	
KRMILO	Giant Connect
OPORA KRMILA	Giant Sport
OPORA SEDEŽA	Giant D-Fuse, composite
SEDEŽ	Giant Approach
PEDALA	N/A
POGON	
PRESTAVNE ROČICE	Shimano 105
PREDNJI MENJALNIK	Shimano 105
ZADNJI MENJALNIK	Shimano 105 GS
ZAVORE	Tektro TK-B178
ZAVORNE ROČICE	Shimano 105
VERIŽNIK	Shimano 105, 11x34
VERIGA	KMC X11EL-1
GONILKE Z VERIŽNIKI	Shimano FC-RS510, 34/50
BOTTOM BRACKET	Shimano, press fit
OBROČNIKI	
OBROČI	Giant P-R2 wheelset
PESTA	Giant P-R2 wheelset
NAPERE	Giant P-R2 wheelset
PLAŠČI	Giant Gavia Fondo 2, 700x25c (28mm), tubeless
DODATKI	tubeless prepared

## ZNAČILNOSTI

- Okvir: ALUXX SL-Grade Aluminum
- Vilice: Advanced-Grade Composite, full-composite OverDrive steerer
- Prestavne ročice: Shimano 105
- Gonilke z verižniki: Shimano FC-RS510, 34/50
- Barve: Gunmetal Black

## GEOMETRIJA

OKVIR	XS	S	M	ML	L	XL
Dolžina sedežne cevi (mm)	410	445	480	515	535	565
Kot sedežne cevi	74,8°	74,0°	73,5°	73,0°	73,0°	72,5°
Top Tube Length (mm)	515	530	545	560	575	595
Višina glave okvirja (mm)	123	138	158	178	198	218
Krmlni kot	71,0°	71,8°	72,5°	72,5°	72,5°	72,5°
Zamik vpetja osi (mm)	50	50	50	50	50	50
Trail (mm)	68,2	63,3	58,4	58,4	58,4	58,4
Medosna razdalja (mm)	985	986	990	1002	1017	1031
Dolžina cevi ob verigi (mm)	412	412	412	412	412	412
Bottom Bracket Drop (mm)	75	75	75	70	70	70
Oddaljenost zgornje cevi od gonilne osi (mm)	524	541	563	577	596	615
Doseg (mm)	372	375	378	384	393	401
Višina zgornje cevi (mm)	720	746	774	803	821	844
Širina krmila (mm)	400	400	420	420	440	440
Dolžina opore krmila (mm)	80	90	100	100	110	110
Dolžina gonilke (mm)	170	170	172,5	172,5	175	175
Velikost obročnikov	700C	700C	700C	700C	700C	700C

Vse navedene specifikacije se lahko spremenijo brez obvestila.





## SPECS

FRAME	
<b>SIZES</b>	XS, S, M, ML, L, XL
<b>COLORS</b>	Matte Rosewood/Gloss Astral Aura
<b>FRAME</b>	ALUXX SL-Grade Aluminum, disc
<b>FORK</b>	Advanced-Grade Composite, full-composite, OverDrive steerer, disc
<b>SHOCK</b>	N/A
COMPONENTS	
<b>HANDLEBAR</b>	Giant Connect
<b>STEM</b>	Giant Sport
<b>SEATPOST</b>	Giant D-Fuse, composite
<b>SADDLE</b>	Giant Approach
<b>PEDALS</b>	N/A
DRIVETRAIN	
<b>SHIFTERS</b>	Shimano Tiagra
<b>FRONT DERAILLEUR</b>	Shimano Tiagra
<b>REAR DERAILLEUR</b>	Shimano Tiagra GS
<b>BRAKES</b>	Giant Tiagra hydraulic
<b>BRAKE LEVERS</b>	Shimano Tiagra
<b>CASSETTE</b>	Shimano Tiagra, 11x34
<b>CHAIN</b>	KMC X10-1
<b>CRANKSET</b>	Shimano Tiagra, 34/50
<b>BOTTOM BRACKET</b>	Shimano, press fit
WHEELS	
<b>RIMS</b>	Giant S-R2 Disc wheelset
<b>HUBS</b>	Giant S-R2 Disc wheelset
<b>SPOKES</b>	Giant S-R2 Disc wheelset
<b>TIRES</b>	Giant Gavia Fondo 2, tubeless, 700x25c (28mm)
<b>EXTRAS</b>	tubeless prepared

## FEATURES

- Frame: ALUXX SL-Grade Aluminum, disc
- Fork: Advanced-Grade Composite, full-composite, OverDrive steerer, disc
- Shifters: Shimano Tiagra
- Crankset: Shimano Tiagra, 34/50
- Colors: Matte Rosewood/Gloss Astral Aura

## GEOMETRY

FRAME	XS	S	M	ML	L	XL
Seat Tube Length (mm)	410	445	480	515	535	565
Seat Tube Angle	74.8°	74.0°	73.5°	73.0°	73.0°	72.5°
Top Tube Length (mm)	515	530	545	560	575	595
Head Tube Length (mm)	123	138	158	178	198	218
Head Tube Angle	71.0°	71.8°	72.5°	72.5°	72.5°	72.5°
Fork Rake (mm)	50	50	50	50	50	50
Trail (mm)	68.2	63.3	58.4	58.4	58.4	58.4
Wheelbase (mm)	985	986	990	1002	1017	1031
Chain Stay Length (mm)	412	412	412	412	412	412
Bottom Bracket Drop (mm)	75	75	75	70	70	70
Stack (mm)	524	541	563	577	596	615
Reach (mm)	372	375	378	384	393	401
Stand Over Height (mm)	720	746	774	803	821	844
Handlebar Width (mm)	400	400	420	420	440	440
Stem Length (mm)	80	90	100	100	110	110
Crank Length (mm)	170	170	172.5	172.5	175	175
Wheel Size	700C	700C	700C	700C	700C	700C

*The specifications, colors, and availability of the products can be subjects to alter without prior notification. For availability and prices, please contact the retailers in your city / country.*



## SPECIFIKACIJE

OKVIR	
VELIKOSTI	XS, S, M, ML, L, XL
BARVE	Black
OKVIR	ALUXX SL-Grade Aluminum
VILICE	Advanced-Grade Composite, full-composite, OverDrive steerer
AMORTIZER	N/A
KOMPONENTE	
KRMILO	Giant Connect
OPORA KRMILA	Giant Sport
OPORA SEDEŽA	Giant D-Fuse, composite
SEDEŽ	Giant Approach
PEDALA	N/A
POGON	
PRESTAVNE ROČICE	Shimano Tiagra
PREDNJI MENJALNIK	Shimano Tiagra
ZADNJI MENJALNIK	Shimano Tiagra GS
ZAVORE	Tektro TK-B177
ZAVORNE ROČICE	Shimano Tiagra
VERIŽNIK	Shimano Tiagra, 11x34
VERIGA	KMC X10-1
GONILKE Z VERIŽNIKI	Shimano Tiagra, 34/50
BOTTOM BRACKET	Shimano, press fit
OBROČNIKI	
OBROČI	Giant S-R2 wheelset
PESTA	Giant S-R2 wheelset
NAPERE	Giant S-R2 wheelset
PLAŠČI	Giant Gavia Fondo 2, tubeless, 700x25c (28mm)
DODATKI	tubeless prepared

## ZNAČILNOSTI

- Okvir: ALUXX SL-Grade Aluminum
- Vilice: Advanced-Grade Composite, full-composite, OverDrive steerer
- Prestavne ročice: Shimano Tiagra
- Gonilke z verižniki: Shimano Tiagra, 34/50
- Barve: Black

## GEOMETRIJA

OKVIR	XS	S	M	ML	L	XL
Dolžina sedežne cevi (mm)	410	445	480	515	535	565
Kot sedežne cevi	74,8°	74,0°	73,5°	73,0°	73,0°	72,5°
Top Tube Length (mm)	515	530	545	560	575	595
Višina glave okvirja (mm)	123	138	158	178	198	218
Krmlilni kot	71,0°	71,8°	72,5°	72,5°	72,5°	72,5°
Zamik vpetja osi (mm)	50	50	50	50	50	50
Trail (mm)	68,2	63,3	58,4	58,4	58,4	58,4
Medosna razdalja (mm)	985	986	990	1002	1017	1031
Dolžina cevi ob verigi (mm)	412	412	412	412	412	412
Bottom Bracket Drop (mm)	75	75	75	70	70	70
Oddaljenost zgornje cevi od gonilne osi (mm)	524	541	563	577	596	615
Doseg (mm)	372	375	378	384	393	401
Višina zgornje cevi (mm)	720	746	774	803	821	844
Širina krmila (mm)	400	400	420	420	440	440
Dolžina opore krmila (mm)	80	90	100	100	110	110
Dolžina gonilke (mm)	170	170	172,5	172,5	175	175
Velikost obročnikov	700C	700C	700C	700C	700C	700C

Vse navedene specifikacije se lahko spremenijo brez obvestila.



## SPECS

FRAME	
<b>SIZES</b>	XS, S, M, ML, L, XL
<b>COLORS</b>	Metallic Navy
<b>FRAME</b>	ALUXX-Grade Aluminum, disc
<b>FORK</b>	Advanced-Grade Composite, full-composite OverDrive steerer, disc
<b>SHOCK</b>	N/A
COMPONENTS	
<b>HANDLEBAR</b>	Giant D-Fuse SL
<b>STEM</b>	Giant Contact
<b>SEATPOST</b>	Giant D-Fuse, composite
<b>SADDLE</b>	Giant Approach
<b>PEDALS</b>	N/A
DRIVETRAIN	
<b>SHIFTERS</b>	Shimano 105
<b>FRONT DERAILLEUR</b>	Shimano 105
<b>REAR DERAILLEUR</b>	Shimano 105 GS
<b>BRAKES</b>	Shimano 105 hydraulic
<b>BRAKE LEVERS</b>	Shimano 105
<b>CASSETTE</b>	Shimano 105, 11x34
<b>CHAIN</b>	KMC X11EL-1
<b>CRANKSET</b>	Shimano FC-RS510, 34/50
<b>BOTTOM BRACKET</b>	cartridge
WHEELS	
<b>RIMS</b>	Giant P-R2 Disc wheelset
<b>HUBS</b>	Giant P-R2 Disc wheelset
<b>SPOKES</b>	Giant P-R2 Disc wheelset
<b>TIRES</b>	Giant Gavia Fondo 2, 700X32c, tubeless
<b>EXTRAS</b>	tubeless prepared

## FEATURES

- Frame: ALUXX-Grade Aluminum, disc
- Fork: Advanced-Grade Composite, full-composite OverDrive steerer, disc
- Shifters: Shimano 105
- Crankset: Shimano FC-RS510, 34/50
- Colors: Metallic Navy

## GEOMETRY

FRAME	XS	S	M	ML	L	XL
Seat Tube Length (mm)	430	465	500	535	555	585
Seat Tube Angle	75.0°	74.0°	73.5°	73.0°	73.0°	73.0°
Top Tube Length (mm)	515	535	550	565	580	595
Head Tube Length (mm)	115	135	150	170	190	215
Head Tube Angle	71.5°	71.8°	72.0°	72.5°	72.5°	72.5°
Fork Rake (mm)	53	53	53	53	53	53
Trail (mm)	62.9	61.3	59.6	56.4	56.4	56.4
Wheelbase (mm)	994	1003	1011	1015	1031	1046
Chain Stay Length (mm)	422	422	422	422	422	422
Bottom Bracket Drop (mm)	80	80	80	80	80	80
Stack (mm)	539	559	574	595	614	638
Reach (mm)	371	375	380	383	392	400
Stand Over Height (mm)	727	759	783	810	829	856
Handlebar Width (mm)	400	400	420	420	440	440
Stem Length (mm)	80	90	100	100	110	110
Crank Length (mm)	170	170	172.5	172.5	175	175
Wheel Size	700C	700C	700C	700C	700C	700C

*The specifications, colors, and availability of the products can be subjects to alter without prior notification. For availability and prices, please contact the retailers in your city / country.*



## SPECIFIKACIJE

OKVIR	
VELIKOSTI	XS, S, M, ML, L, XL
BARVE	Concrete, Rosewood
OKVIR	ALUXX-Grade Aluminum, disc
VILICE	Advanced-Grade Composite, full-composite OverDrive steerer, disc
AMORTIZER	N/A
KOMPONENTE	
KRMILO	Giant Connect
OPORA KRMILA	Giant Sport
OPORA SEDEŽA	Giant D-Fuse, composite
SEDEŽ	Giant Approach
PEDALA	N/A
POGON	
PRESTAVNE ROČICE	Shimano Tiagra
PREDNJI MENJALNIK	Shimano Tiagra
ZADNJI MENJALNIK	Shimano Tiagra GS
ZAVORE	Tektro MD-C550
ZAVORNE ROČICE	Shimano Tiagra
VERIŽNIK	Shimano Tiagra, 11x34
VERIGA	KMC X10-1
GONILKE Z VERIŽNIKI	Shimano Tiagra, 34/50
BOTTOM BRACKET	cartridge
OBROČNIKI	
OBROČI	Giant S-R2 Disc wheelset
PESTA	Giant S-R2 Disc wheelset
NAPERE	Giant S-R2 Disc wheelset
PLAŠČI	Giant Gavia Fondo 2, 700x32c, tubeless
DODATKI	tubeless prepared

## ZNAČILNOSTI

- Okvir: ALUXX-Grade Aluminum, disc
- Vilice: Advanced-Grade Composite, full-composite OverDrive steerer, disc
- Prestavne ročice: Shimano Tiagra
- Gonilke z verižniki: Shimano Tiagra, 34/50
- Barve: Concrete, Rosewood

## GEOMETRIJA

OKVIR	XS	S	M	ML	L	XL
Dolžina sedežne cevi (mm)	430	465	500	535	555	585
Kot sedežne cevi	75,0°	74,0°	73,5°	73,0°	73,0°	73,0°
Top Tube Length (mm)	515	535	550	565	580	595
Višina glave okvirja (mm)	115	135	150	170	190	215
Krmlilni kot	71,5°	71,8°	72,0°	72,5°	72,5°	72,5°
Zamik vpetja osi (mm)	53	53	53	53	53	53
Trail (mm)	62,9	61,3	59,6	56,4	56,4	56,4
Medosna razdalja (mm)	994	1003	1011	1015	1031	1046
Dolžina cevi ob verigi (mm)	422	422	422	422	422	422
Bottom Bracket Drop (mm)	80	80	80	80	80	80
Oddaljenost zgornje cevi od gonilne osi (mm)	539	559	574	595	614	638
Doseg (mm)	371	375	380	383	392	400
Višina zgornje cevi (mm)	727	759	783	810	829	856
Širina krmila (mm)	400	400	420	420	440	440
Dolžina opore krmila (mm)	80	90	100	100	110	110
Dolžina gonilke (mm)	170	170	172,5	172,5	175	175
Velikost obročnikov	700C	700C	700C	700C	700C	700C

Vse navedene specifikacije se lahko spremenijo brez obvestila.



## SPECIFIKACIJE

OKVIR	
VELIKOSTI	XS, S, M, ML, L, XL
BARVE	Metallic Black/Rainbow White, Garnet
OKVIR	ALUXX-Grade Aluminum, disc
VILICE	Advanced-Grade Composite, full-composite OverDrive steerer, disc
AMORTIZER	N/A
KOMPONENTE	
KRMILO	Giant Connect
OPORA KRMILA	Giant Sport
OPORA SEDEŽA	Giant D-Fuse, alloy
SEDEŽ	Giant Approach
PEDALA	N/A
POGON	
PRESTAVNE ROČICE	Shimano Sora
PREDNJI MENJALNIK	Shimano Sora
ZADNJI MENJALNIK	Shimano Sora
ZAVORE	Tektro MD-C550
ZAVORNE ROČICE	Shimano Sora
VERIŽNIK	Shimano CS-HG50, 11x34
VERIGA	KMC X9
GONILKE Z VERIŽNIKI	Shimano Sora, 34/50
BOTTOM BRACKET	cartridge
OBROČNIKI	
OBROČI	Giant S-R2 Disc wheelset
PESTA	Giant S-R2 Disc wheelset
NAPERE	Giant S-R2 Disc wheelset
PLAŠČI	Giant S-R3 AC, 700x32c
DODATKI	tubeless prepared

## ZNAČILNOSTI

- Okvir: ALUXX-Grade Aluminum, disc
- Vilice: Advanced-Grade Composite, full-composite OverDrive steerer, disc
- Prestavne ročice: Shimano Sora
- Gonilke z verižniki: Shimano Sora, 34/50
- Barve: Metallic Black/Rainbow White, Garnet

## GEOMETRIJA

OKVIR	XS	S	M	ML	L	XL
Dolžina sedežne cevi (mm)	430	465	500	535	555	585
Kot sedežne cevi	75,0°	74,0°	73,5°	73,0°	73,0°	73,0°
Top Tube Length (mm)	515	535	550	565	580	595
Višina glave okvirja (mm)	115	135	150	170	190	215
Krmlni kot	71,5°	71,8°	72,0°	72,5°	72,5°	72,5°
Zamik vpetja osi (mm)	53	53	53	53	53	53
Trail (mm)	62,9	61,3	59,6	56,4	56,4	56,4
Medosna razdalja (mm)	994	1003	1011	1015	1031	1046
Dolžina cevi ob verigi (mm)	422	422	422	422	422	422
Bottom Bracket Drop (mm)	80	80	80	80	80	80
Oddaljenost zgornje cevi od gonilne osi (mm)	539	559	574	595	614	638
Doseg (mm)	371	375	380	383	392	400
Višina zgornje cevi (mm)	727	759	783	810	829	856
Širina krmila (mm)	400	400	420	420	440	440
Dolžina opore krmila (mm)	80	90	100	100	110	110
Dolžina gonilke (mm)	170	170	172,5	172,5	175	175
Velikost obročnikov	700C	700C	700C	700C	700C	700C

Vse navedene specifikacije se lahko spremenijo brez obvestila.



## SPECIFIKACIJE

OKVIR	
VELIKOSTI	XS, S, M, ML, L, XL
BARVE	Charcoal
OKVIR	ALUXX-Grade Aluminum, disc
VILICE	Advanced-Grade Composite, full-composite OverDrive steerer, disc
AMORTIZER	N/A
KOMPONENTE	
KRMILO	Giant Connect
OPORA KRMILA	Giant Sport
OPORA SEDEŽA	Giant D-Fuse, alloy
SEDEŽ	Giant Approach
PEDALA	N/A
POGON	
PRESTAVNE ROČICE	Shimano Claris
PREDNJI MENJALNIK	Shimano Claris
ZADNJI MENJALNIK	Shimano Claris
ZAVORE	Tektro MD-C550
ZAVORNE ROČICE	Shimano Claris
VERIŽNIK	Shimano CS-HG50, 11x34
VERIGA	KMC Z72
GONILKE Z VERIŽNIKI	FSA Tempo, 34/50
BOTTOM BRACKET	cartridge
OBROČNIKI	
OBROČI	Giant S-R2 Disc wheelsset
PESTA	Giant S-R2 Disc wheelsset
NAPERE	Giant S-R2 Disc wheelsset
PLAŠČI	Giant S-R3 AC, 700x32c
DODATKI	tubeless prepared

## ZNAČILNOSTI

- Okvir: ALUXX-Grade Aluminum, disc
- Vilice: Advanced-Grade Composite, full-composite OverDrive steerer, disc
- Prestavne ročice: Shimano Claris
- Gonilke z verižniki: FSA Tempo, 34/50
- Barve: Charcoal

## GEOMETRIJA

OKVIR	XS	S	M	ML	L	XL
Dolžina sedežne cevi (mm)	430	465	500	535	555	585
Kot sedežne cevi	75,0°	74,0°	73,5°	73,0°	73,0°	73,0°
Top Tube Length (mm)	515	535	550	565	580	595
Višina glave okvirja (mm)	115	135	150	170	190	215
Krmlni kot	71,5°	71,8°	72,0°	72,5°	72,5°	72,5°
Zamik vpetja osi (mm)	53	53	53	53	53	53
Trail (mm)	62,9	61,3	59,6	56,4	56,4	56,4
Medosna razdalja (mm)	994	1003	1011	1015	1031	1046
Dolžina cevi ob verigi (mm)	422	422	422	422	422	422
Bottom Bracket Drop (mm)	80	80	80	80	80	80
Oddaljenost zgornje cevi od gonilne osi (mm)	539	559	574	595	614	638
Doseg (mm)	371	375	380	383	392	400
Višina zgornje cevi (mm)	727	759	783	810	829	856
Širina krmila (mm)	400	400	420	420	440	440
Dolžina opore krmila (mm)	80	90	100	100	110	110
Dolžina gonilke (mm)	170	170	172,5	172,5	175	175
Velikost obročnikov	700C	700C	700C	700C	700C	700C

Vse navedene specifikacije se lahko spremenijo brez obvestila.



## SPECS

FRAME	
<b>SIZES</b>	XS, S, M, ML, L, XL
<b>COLORS</b>	Metallic Navy, White
<b>FRAME</b>	ALUXX-Grade Aluminum
<b>FORK</b>	Advanced-Grade Composite, full-composite OverDrive steerer
<b>SHOCK</b>	N/A
COMPONENTS	
<b>HANDLEBAR</b>	Giant Connect
<b>STEM</b>	Giant Sport
<b>SEATPOST</b>	Giant D-Fuse, alloy
<b>SADDLE</b>	Giant Approach
<b>PEDALS</b>	N/A
DRIVETRAIN	
<b>SHIFTERS</b>	Shimano Sora
<b>FRONT DERAILLEUR</b>	Shimano Sora
<b>REAR DERAILLEUR</b>	Shimano Sora
<b>BRAKES</b>	Tektro TK-B177
<b>BRAKE LEVERS</b>	Shimano Sora
<b>CASSETTE</b>	Shimano CS-HG400, 11x34
<b>CHAIN</b>	KMC X9
<b>CRANKSET</b>	Shimano Sora, 34/50
<b>BOTTOM BRACKET</b>	cartridge
WHEELS	
<b>RIMS</b>	Giant S-R3 wheelset
<b>HUBS</b>	Giant S-R3 wheelset
<b>SPOKES</b>	Giant S-R3 wheelset
<b>TIRES</b>	Giant S-R3 AC, 700x25c (28mm), folding
<b>EXTRAS</b>	tubeless prepared

## FEATURES

- Frame: ALUXX-Grade Aluminum
- Fork: Advanced-Grade Composite, full-composite OverDrive steerer
- Shifters: Shimano Sora
- Crankset: Shimano Sora, 34/50
- Colors: Metallic Navy, White

## GEOMETRY

FRAME	XS	S	M	ML	L	XL
Seat Tube Length (mm)	430	465	500	535	555	585
Seat Tube Angle	74.8°	74.0°	73.5°	73.0°	73.0°	72.5°
Top Tube Length (mm)	515	530	545	560	575	595
Head Tube Length (mm)	123	138	158	178	198	218
Head Tube Angle	71.0°	71.8°	72.5°	72.5°	72.5°	72.5°
Fork Rake (mm)	50	50	50	50	50	50
Trail (mm)	66.8	61.9	57.1	57.1	57.1	57.1
Wheelbase (mm)	985	986	990	1002	1017	1031
Chain Stay Length (mm)	412	412	412	412	412	412
Bottom Bracket Drop (mm)	75	75	75	70	70	70
Stack (mm)	524	541	563	577	596	615
Reach (mm)	372	375	378	384	393	401
Stand Over Height (mm)	720	746	774	803	821	844
Handlebar Width (mm)	400	400	420	420	440	440
Stem Length (mm)	80	90	100	100	110	110
Crank Length (mm)	170	170	172.5	172.5	175	175
Wheel Size	700C	700C	700C	700C	700C	700C

*The specifications, colors, and availability of the products can be subjects to alter without prior notification. For availability and prices, please contact the retailers in your city / country.*



## SPECS

FRAME	
<b>SIZES</b>	XS, S, M, ML, L, XL
<b>COLORS</b>	Black, Racing Red
<b>FRAME</b>	ALUXX-Grade Aluminum
<b>FORK</b>	Advanced-Grade Composite, full-composite OverDrive steerer
<b>SHOCK</b>	N/A
COMPONENTS	
<b>HANDLEBAR</b>	Giant Connect
<b>STEM</b>	Giant Sport
<b>SEATPOST</b>	Giant D-Fuse, alloy
<b>SADDLE</b>	Giant Approach
<b>PEDALS</b>	N/A
DRIVETRAIN	
<b>SHIFTERS</b>	Shimano Claris
<b>FRONT DERAILLEUR</b>	Shimano Claris
<b>REAR DERAILLEUR</b>	Shimano Claris
<b>BRAKES</b>	Tektro TK-B177
<b>BRAKE LEVERS</b>	Shimano Claris
<b>CASSETTE</b>	CS-HG50-8, 11x34
<b>CHAIN</b>	KMC Z72
<b>CRANKSET</b>	FSA Tempo, 34/50
<b>BOTTOM BRACKET</b>	cartridge
WHEELS	
<b>RIMS</b>	Giant S-R3 wheelset
<b>HUBS</b>	Giant S-R3 wheelset
<b>SPOKES</b>	Giant S-R3 wheelset
<b>TIRES</b>	Giant S-R3 AC, 700x25c (28mm), folding
<b>EXTRAS</b>	tubeless prepared

## FEATURES

- Frame: ALUXX-Grade Aluminum
- Fork: Advanced-Grade Composite, full-composite OverDrive steerer
- Shifters: Shimano Claris
- Crankset: FSA Tempo, 34/50
- Colors: Black, Racing Red

## GEOMETRY

FRAME	XS	S	M	ML	L	XL
Seat Tube Length (mm)	430	465	500	535	555	585
Seat Tube Angle	74.8°	74.0°	73.5°	73.0°	73.0°	72.5°
Top Tube Length (mm)	515	530	545	560	575	595
Head Tube Length (mm)	123	138	158	178	198	218
Head Tube Angle	71.0°	71.8°	72.5°	72.5°	72.5°	72.5°
Fork Rake (mm)	50	50	50	50	50	50
Trail (mm)	66.8	61.9	57.1	57.1	57.1	57.1
Wheelbase (mm)	985	986	990	1002	1017	1031
Chain Stay Length (mm)	412	412	412	412	412	412
Bottom Bracket Drop (mm)	75	75	75	70	70	70
Stack (mm)	524	541	563	577	596	615
Reach (mm)	372	375	378	384	393	401
Stand Over Height (mm)	720	746	774	803	821	844
Handlebar Width (mm)	400	400	420	420	440	440
Stem Length (mm)	80	90	100	100	110	110
Crank Length (mm)	170	170	172.5	172.5	175	175
Wheel Size	700C	700C	700C	700C	700C	700C

*The specifications, colors, and availability of the products can be subjects to alter without prior notification. For availability and prices, please contact the retailers in your city / country.*





## SPECS

FRAME	
<b>SIZES</b>	XS, S, M, ML, L, XL
<b>COLORS</b>	Black, Racing Red
<b>FRAME</b>	ALUXX-Grade Aluminum
<b>FORK</b>	alloy, OverDrive steerer
<b>SHOCK</b>	N/A
COMPONENTS	
<b>HANDLEBAR</b>	Giant Connect
<b>STEM</b>	Giant Sport
<b>SEATPOST</b>	Giant D-Fuse, alloy
<b>SADDLE</b>	Giant Approach
<b>PEDALS</b>	N/A
DRIVETRAIN	
<b>SHIFTERS</b>	Shimano Claris
<b>FRONT DERAILLEUR</b>	Shimano Claris
<b>REAR DERAILLEUR</b>	Shimano Claris
<b>BRAKES</b>	Tektro TK-B177
<b>BRAKE LEVERS</b>	Shimano Claris
<b>CASSETTE</b>	CS-HG50-8, 11x34
<b>CHAIN</b>	KMC Z72
<b>CRANKSET</b>	FSA Tempo, 34/50
<b>BOTTOM BRACKET</b>	cartridge
WHEELS	
<b>RIMS</b>	Giant S-R3 wheelset
<b>HUBS</b>	Giant S-R3 wheelset
<b>SPOKES</b>	Giant S-R3 wheelset
<b>TIRES</b>	Giant S-R3 AC, 700x25c (28mm), folding
<b>EXTRAS</b>	tubeless prepared

## FEATURES

- Frame: ALUXX-Grade Aluminum
- Fork: alloy, OverDrive steerer
- Shifters: Shimano Claris
- Crankset: FSA Tempo, 34/50
- Colors: Black, Racing Red

## GEOMETRY

FRAME	XS	S	M	ML	L	XL
Seat Tube Length (mm)	430	465	500	535	555	585
Seat Tube Angle	74.8°	74.0°	73.5°	73.0°	73.0°	72.5°
Top Tube Length (mm)	515	530	545	560	575	595
Head Tube Length (mm)	123	138	158	178	198	218
Head Tube Angle	71.0°	71.8°	72.5°	72.5°	72.5°	72.5°
Fork Rake (mm)	50	50	50	50	50	50
Trail (mm)	66.8	61.9	57.1	57.1	57.1	57.1
Wheelbase (mm)	985	986	990	1002	1017	1031
Chain Stay Length (mm)	412	412	412	412	412	412
Bottom Bracket Drop (mm)	75	75	75	70	70	70
Stack (mm)	524	541	563	577	596	615
Reach (mm)	372	375	378	384	393	401
Stand Over Height (mm)	720	746	774	803	821	844
Handlebar Width (mm)	400	400	420	420	440	440
Stem Length (mm)	80	90	100	100	110	110
Crank Length (mm)	170	170	172.5	172.5	175	175
Wheel Size	700C	700C	700C	700C	700C	700C

*The specifications, colors, and availability of the products can be subjects to alter without prior notification. For availability and prices, please contact the retailers in your city / country.*



## SPECIFIKACIJE

OKVIR	
VELIKOSTI	XS, S, M, ML, L, XL
BARVE	Wine Purple
OKVIR	ALUXX SL-Grade Aluminum
VILICE	Advanced-Grade Composite, alloy OverDrive steerer
AMORTIZER	N/A
KOMPONENTE	
KRMILO	Giant Connect, flat
OPORA KRMILA	Giant Contact, 8-degree
OPORA SEDEŽA	Giant D-Fuse, alloy
SEDEŽ	Giant Approach
PEDALA	platform pedal
POGON	
PRESTAVNE ROČICE	Shimano 105
PREDNJI MENJALNIK	Shimano 105
ZADNJI MENJALNIK	Shimano 105
ZAVORE	Tektro HD-R280
ZAVORNE ROČICE	Tektro
VERIŽNIK	Shimano CS-HG700, 11x34
VERIGA	KMC X11 with Missing Link
GONILKE Z VERIŽNIKI	FSA Omega, 34/50
BOTTOM BRACKET	FSA MegaExo, threaded
OBROČNIKI	
OBROČI	Giant GX wheelset
PESTA	Giant GX wheelset, 12mm thru-axle
NAPERE	Giant GX wheelset
PLAŠČI	Giant S-R3 AC, puncture protect, 700x32c

## ZNAČILNOSTI

- Okvir: ALUXX SL-Grade Aluminum
- Vilice: Advanced-Grade Composite, alloy OverDrive steerer
- Prestavne ročice: Shimano 105
- Gonilke z verižniki: FSA Omega, 34/50
- Barve: Wine Purple

## GEOMETRIJA

OKVIR	XS	S	M	ML	L	XL
Dolžina sedežne cevi (mm)	430	445	460	490	520	550
Kot sedežne cevi	73,5°	73,5°	73,0°	73,0°	72,5°	72,5°
Top Tube Length (mm)	540	545	560	575	595	615
Višina glave okvirja (mm)	105	130	155	180	200	225
Krmlini kot	71,0°	71,5°	72,0°	72,0°	72,5°	72,5°
Zamik vpetja osi (mm)	50	50	50	50	50	50
Trail (mm)	68	64,7	61,5	61,5	58,2	58,2
Medosna razdalja (mm)	1013	1014	1020	1035	1045	1065
Dolžina cevi ob verigi (mm)	425	425	425	425	425	425
Bottom Bracket Drop (mm)	70	70	70	70	70	70
Oddaljenost zgornje cevi od gonilne osi (mm)	511	537	563	586	607	631
Doseg (mm)	388	386	388	395	403	416
Višina zgornje cevi (mm)	681	697	719	741	767	795
Širina krmila (mm)	580	580	620	620	620	620
Dolžina opore krmila (mm)	80	90	100	100	110	110
Dolžina gonilke (mm)	170	170	170	170	175	175
Velikost obročnikov	700C	700C	700C	700C	700C	700C

Vse navedene specifikacije se lahko spremenijo brez obvestila.



## SPECIFIKACIJE

OKVIR	
VELIKOSTI	XS, S, M, ML, L, XL
BARVE	Eclipse
OKVIR	ALUXX SL-Grade Aluminum
VILICE	Advanced-Grade Composite, alloy OverDrive steerer
AMORTIZER	N/A
KOMPONENTE	
KRMILO	Giant Sport, flat
OPORA KRMILA	Giant Sport
OPORA SEDEŽA	Giant D-Fuse, alloy
SEDEŽ	Giant Approach
PEDALA	platform pedal
POGON	
PRESTAVNE ROČICE	Shimano Sora
PREDNJI MENJALNIK	Shimano Sora
ZADNJI MENJALNIK	Shimano Sora
ZAVORE	Tektro HD-R280
ZAVORNE ROČICE	Tektro
VERIŽNIK	Shimano CS-HG201, 11x34
VERIGA	KMC X9 with Missing Link
GONILKE Z VERIŽNIKI	FSA Omega, 34/50
BOTTOM BRACKET	cartridge
OBROČNIKI	
OBROČI	Giant GX wheelset
PESTA	Giant GX wheelset, 12mm thru-axle
NAPERE	Giant GX wheelset
PLAŠČI	Giant S-R3 AC, puncture protect, 700x32c

## ZNAČILNOSTI

- Okvir: ALUXX SL-Grade Aluminum
- Vilice: Advanced-Grade Composite, alloy OverDrive steerer
- Prestavne ročice: Shimano Sora
- Gonilke z verižniki: FSA Omega, 34/50
- Barve: Eclipse

## GEOMETRIJA

OKVIR	XS	S	M	ML	L	XL
Dolžina sedežne cevi (mm)	430	445	460	490	520	550
Kot sedežne cevi	73,5°	73,5°	73,0°	73,0°	72,5°	72,5°
Top Tube Length (mm)	540	545	560	575	595	615
Višina glave okvirja (mm)	105	130	155	180	200	225
Krmlni kot	71,0°	71,5°	72,0°	72,0°	72,5°	72,5°
Zamik vpetja osi (mm)	50	50	50	50	50	50
Trail (mm)	68	64,7	61,5	61,5	58,2	58,2
Medosna razdalja (mm)	1013	1014	1020	1035	1045	1065
Dolžina cevi ob verigi (mm)	425	425	425	425	425	425
Bottom Bracket Drop (mm)	70	70	70	70	70	70
Oddaljenost zgornje cevi od gonilne osi (mm)	511	537	563	586	607	631
Doseg (mm)	388	386	388	395	403	416
Višina zgornje cevi (mm)	681	697	719	741	767	795
Širina krmila (mm)	580	580	620	620	620	620
Dolžina opore krmila (mm)	80	90	100	100	110	110
Dolžina gonilke (mm)	170	170	170	170	175	175
Velikost obročnikov	700C	700C	700C	700C	700C	700C

Vse navedene specifikacije se lahko spremenijo brez obvestila.



## SPECIFIKACIJE

OKVIR	
VELIKOSTI	S, M, ML, L, XL
BARVE	Metallic Black/Chrome
OKVIR	ALUXX SL-Grade Aluminum
VILICE	Advanced-Grade Composite, alloy OverDrive steerer
AMORTIZER	N/A
KOMPONENTE	
KRMILO	Giant Sport, flat
OPORA KRMILA	Giant Sport
OPORA SEDEŽA	Giant D-Fuse, alloy
SEDEŽ	Giant Approach
PEDALA	platform pedal
POGON	
PRESTAVNE ROČICE	Shimano Claris
PREDNJI MENJALNIK	Shimano Claris
ZADNJI MENJALNIK	Shimano Claris
ZAVORE	Tektro HD-R280
ZAVORNE ROČICE	Tektro
VERIŽNIK	Shimano CS-HG41, 11x34
VERIGA	KMC Z8.3
GONILKE Z VERIŽNIKI	ProWheel Ounce 521C, 34/50
BOTTOM BRACKET	cartridge
OBROČNIKI	
OBROČI	Giant GX wheelset
PESTA	Giant GX wheelset, 12mm thru-axle
NAPERE	Giant GX wheelset
PLAŠČI	Giant S-R3 AC, puncture protect, 700x32c

## ZNAČILNOSTI

- Okvir: ALUXX SL-Grade Aluminum
- Vilice: Advanced-Grade Composite, alloy OverDrive steerer
- Prestavne ročice: Shimano Claris
- Gonilke z verižniki: ProWheel Ounce 521C, 34/50
- Barve: Metallic Black/Chrome

## GEOMETRIJA

OKVIR	XS	S	M	ML	L	XL
Dolžina sedežne cevi (mm)	430	445	460	490	520	550
Kot sedežne cevi	73,5°	73,5°	73,0°	73,0°	72,5°	72,5°
Top Tube Length (mm)	540	545	560	575	595	615
Višina glave okvirja (mm)	105	130	155	180	200	225
Krmilni kot	71,0°	71,5°	72,0°	72,0°	72,5°	72,5°
Zamik vpetja osi (mm)	50	50	50	50	50	50
Trail (mm)	68	64,7	61,5	61,5	58,2	58,2
Medosna razdalja (mm)	1013	1014	1020	1035	1045	1065
Dolžina cevi ob verigi (mm)	425	425	425	425	425	425
Bottom Bracket Drop (mm)	70	70	70	70	70	70
Oddaljenost zgornje cevi od gonilne osi (mm)	511	537	563	586	607	631
Doseg (mm)	388	386	388	395	403	416
Višina zgornje cevi (mm)	681	697	719	741	767	795
Širina krmila (mm)	580	580	620	620	620	620
Dolžina opore krmila (mm)	80	90	100	100	110	110
Dolžina gonilke (mm)	170	170	170	170	175	175
Velikost obročnikov	700C	700C	700C	700C	700C	700C

Vse navedene specifikacije se lahko spremenijo brez obvestila.



## SPECIFIKACIJE

OKVIR	
VELIKOSTI	S, M, ML, L, XL
BARVE	Carbon/Chrome
OKVIR	Advanced-Grade Composite, disc
VILICE	Advanced-Grade Composite, alloy OverDrive steerer, disc
AMORTIZER	N/A
KOMPONENTE	
KRMILO	Giant Connect, flat
OPORA KRMILA	Giant Contact, 8-degree
OPORA SEDEŽA	Giant D-Fuse, composite
SEDEŽ	Giant Approach
PEDALA	N/A
POGON	
PRESTAVNE ROČICE	Shimano RS700
PREDNJI MENJALNIK	Shimano 105
ZADNJI MENJALNIK	Shimano 105
ZAVORE	TRP TKD-84
ZAVORNE ROČICE	TRP
VERIŽNIK	Shimano CS-HG700, 11x34
VERIGA	KMC X11EL-1
GONILKE Z VERIŽNIKI	Shimano RS510, 34/50
BOTTOM BRACKET	Shimano, press fit
OBROČNIKI	
OBROČI	Giant P-R2 Disc wheelset
PESTA	Giant P-R2 Disc wheelset, 12mm thru-axle
NAPERE	Giant P-R2 Disc wheelset
PLAŠČI	Giant Gavia Fondo 2, tubeless, 700x32c
DODATKI	tubeless prepared

## ZNAČILNOSTI

- Okvir: Advanced-Grade Composite, disc
- Vilice: Advanced-Grade Composite, alloy OverDrive steerer, disc
- Prestavne ročice: Shimano RS700
- Gonilke z verižniki: Shimano RS510, 34/50
- Barve: Carbon/Chrome

## GEOMETRIJA

OKVIR	XS	S	M	ML	L	XL
Dolžina sedežne cevi (mm)	430	445	460	490	520	550
Kot sedežne cevi	73,5°	73,5°	73,0°	73,0°	72,5°	72,5°
Top Tube Length (mm)	540	545	560	575	595	615
Višina glave okvirja (mm)	105	130	155	180	200	225
Krmlni kot	71,0°	71,5°	72,0°	72,0°	72,5°	72,5°
Zamik vpetja osi (mm)	50	50	50	50	50	50
Trail (mm)	68	64,7	61,5	61,5	58,2	58,2
Medosna razdalja (mm)	1013	1014	1020	1035	1045	1065
Dolžina cevi ob verigi (mm)	425	425	425	425	425	425
Bottom Bracket Drop (mm)	70	70	70	70	70	70
Oddaljenost zgornje cevi od gonilne osi (mm)	511	537	563	586	607	631
Doseg (mm)	388	386	388	395	403	416
Višina zgornje cevi (mm)	681	697	719	741	767	795
Širina krmila (mm)	540	580	580	620	620	620
Dolžina opore krmila (mm)	80	90	100	100	110	110
Dolžina gonilke (mm)	170	170	170	175	175	175
Velikost obročnikov	700C	700C	700C	700C	700C	700C

Vse navedene specifikacije se lahko spremenijo brez obvestila.



## SPECIFIKACIJE

OKVIR	
VELIKOSTI	XS, S, M, ML, L, XL
BARVE	Charcoal
OKVIR	Advanced-Grade Composite, disc
VILICE	Advanced-Grade Composite, alloy OverDrive steerer, disc
AMORTIZER	N/A
KOMPONENTE	
KRMILO	Giant Connect, flat
OPORA KRMILA	Giant Contact, 8-degree
OPORA SEDEŽA	Giant D-Fuse, composite
SEDEŽ	Giant Approach
PEDALA	N/A
POGON	
PRESTAVNE ROČICE	Shimano Tiagra
PREDNJI MENJALNIK	Shimano Tiagra
ZADNJI MENJALNIK	Shimano Tiagra
ZAVORE	Tektro HD-R210
ZAVORNE ROČICE	TRP
VERIŽNIK	Shimano CS-HG500, 11x34
VERIGA	KMC X10 with Missing Link
GONILKE Z VERIŽNIKI	Shimano FC-RS400, 34/50
BOTTOM BRACKET	Shimano, press fit
OBROČNIKI	
OBROČI	Giant S-R2 Disc wheelsset
PESTA	Giant S-R2 Disc wheelsset, 12mm thru-axle
NAPERE	Giant S-R2 Disc wheelsset
PLAŠČI	Giant Gavia Fondo 2, tubeless, 700x32c
DODATKI	tubeless prepared

## ZNAČILNOSTI

- Okvir: Advanced-Grade Composite, disc
- Vilice: Advanced-Grade Composite, alloy OverDrive steerer, disc
- Prestavne ročice: Shimano Tiagra
- Gonilke z verižniki: Shimano FC-RS400, 34/50
- Barve: Charcoal

## GEOMETRIJA

OKVIR	XS	S	M	ML	L	XL
Dolžina sedežne cevi (mm)	430	445	460	490	520	550
Kot sedežne cevi	73,5°	73,5°	73,0°	73,0°	72,5°	72,5°
Top Tube Length (mm)	540	545	560	575	595	615
Višina glave okvirja (mm)	105	130	155	180	200	225
Krmlni kot	71,0°	71,5°	72,0°	72,0°	72,5°	72,5°
Zamik vpetja osi (mm)	50	50	50	50	50	50
Trail (mm)	68	64,7	61,5	61,5	58,2	58,2
Medosna razdalja (mm)	1013	1014	1020	1035	1045	1065
Dolžina cevi ob verigi (mm)	425	425	425	425	425	425
Bottom Bracket Drop (mm)	70	70	70	70	70	70
Oddaljenost zgornje cevi od gonilne osi (mm)	511	537	563	586	607	631
Doseg (mm)	388	386	388	395	403	416
Višina zgornje cevi (mm)	681	697	719	741	767	795
Širina krmila (mm)	540	580	580	620	620	620
Dolžina opore krmila (mm)	80	90	100	100	110	110
Dolžina gonilke (mm)	170	170	170	175	175	175
Velikost obročnikov	700C	700C	700C	700C	700C	700C

Vse navedene specifikacije se lahko spremenijo brez obvestila.



## SPECIFIKACIJE

OKVIR	
VELIKOSTI	S, M, L, XL
BARVE	Black/Chameleon Neptune
OKVIR	ALUXX-Grade Aluminum, disc
VILICE	Advanced-Grade Composite, composite OverDrive steerer, disc
AMORTIZER	N/A
KOMPONENTE	
KRMILO	Giant Sport XC, 31.8
OPORA KRMILA	Giant Contact, 8-degree, 31.8
OPORA SEDEŽA	Giant D-Fuse, composite
SEDEŽ	Giant Sport Comfort
PEDALA	Giant Urban Fitness
POGON	
PRESTAVNE ROČICE	Shimano Deore
PREDNJI MENJALNIK	Shimano Deore
ZADNJI MENJALNIK	Shimano Deore
ZAVORE	Shimano UR-300F
ZAVORNE ROČICE	Shimano
VERIŽNIK	Shimano CSM-4100, 11x46
VERIGA	KMC X11 with Missing Link
GONILKE Z VERIŽNIKI	ProWheel RPP, 42t
BOTTOM BRACKET	cartridge
OBROČNIKI	
OBROČI	Giant GX wheelset
PESTA	Giant GX wheelset, 12mm thru-axle
NAPERE	Giant GX wheelset
PLAŠČI	Giant CrossCut Metro, Easy Ride Tubeless, 700x38c
DODATKI	tubeless prepared

## ZNAČILNOSTI

- Okvir: ALUXX-Grade Aluminum, disc
- Vilice: Advanced-Grade Composite, composite OverDrive steerer, disc
- Prestavne ročice: Shimano Deore
- Gonilke z verižniki: ProWheel RPP, 42t
- Barve: Black/Chameleon Neptune

## GEOMETRIJA

OKVIR	XS	S	M	L	XL
Dolžina sedežne cevi (mm)	380	430	485	535	585
Kot sedežne cevi	74,0°	73,5°	73,0°	73,0°	73,0°
Top Tube Length (mm)	550	565	580	595	610
Višina glave okvirja (mm)	100	115	130	160	190
Krmlni kot	70,0°	70,0°	71,0°	71,0°	71,0°
Zamik vpetja osi (mm)	50	50	50	50	50
Trail (mm)	76	76	69,4	69,4	69,4
Medosna razdalja (mm)	1063	1074	1075	1091	1107
Dolžina cevi ob verigi (mm)	445	445	445	445	445
Bottom Bracket Drop (mm)	60	60	60	60	60
Oddaljenost zgornje cevi od gonilke osi (mm)	524	538	556	585	613
Doseg (mm)	400	406	410	416	423
Višina zgornje cevi (mm)	680	714	754	799	842
Širina krmila (mm)	600	640	640	690	690
Dolžina opore krmila (mm)	80	90	90	100	100
Dolžina gonilke (mm)	170	170	170	175	175
Velikost obročnikov	700C	700C	700C	700C	700C

Vse navedene specifikacije se lahko spremenijo brez obvestila.

# ESCAPE 1 DISC

ON-ROAD



## SPECS

FRAME	
<b>SIZES</b>	S, M, L, XL
<b>COLORS</b>	Charcoal
<b>FRAME</b>	ALUXX-Grade Aluminum, disc
<b>FORK</b>	Advanced-Grade Composite, composite OverDrive steerer, disc
<b>SHOCK</b>	N/A
COMPONENTS	
<b>HANDLEBAR</b>	Giant Sport XC, 31.8
<b>STEM</b>	Giant Sport, 15-degree, 31.8
<b>SEATPOST</b>	Giant D-Fuse, alloy
<b>SADDLE</b>	Giant Sport Comfort
<b>PEDALS</b>	Giant Urban Fitness
DRIVETRAIN	
<b>SHIFTERS</b>	Shimano Altus
<b>FRONT DERAILLEUR</b>	Shimano Acera
<b>REAR DERAILLEUR</b>	Shimano Alivio
<b>BRAKES</b>	Tektro HD-R280
<b>BRAKE LEVERS</b>	Tektro
<b>CASSETTE</b>	Shimano CS-HG200, 11x36
<b>CHAIN</b>	KMC X9 with Missing Link
<b>CRANKSET</b>	Shimano MT-210, 30/46
<b>BOTTOM BRACKET</b>	Shimano SM-BB52
WHEELS	
<b>RIMS</b>	Giant GX wheelset
<b>HUBS</b>	Giant GX wheelset, 12mm thru-axle
<b>SPOKES</b>	Giant GX wheelset
<b>TIRES</b>	Giant CrossCut Metro, Easy Ride Tubeless, 700x38c
<b>EXTRAS</b>	tubeless prepared

## FEATURES

- Frame: ALUXX-Grade Aluminum, disc
- Fork: Advanced-Grade Composite, composite OverDrive steerer, disc
- Shifters: Shimano Altus
- Crankset: Shimano MT-210, 30/46
- Colors: Charcoal

## GEOMETRY

FRAME	XS	S	M	L	XL
Seat Tube Length (mm)	380	430	485	535	585
Seat Tube Angle	74.0°	73.5°	73.0°	73.0°	73.0°
Top Tube Length (mm)	550	565	580	595	610
Head Tube Length (mm)	100	115	130	160	190
Head Tube Angle	70.0°	70.0°	71.0°	71.0°	71.0°
Fork Rake (mm)	50	50	50	50	50
Trail (mm)	76	76	69.4	69.4	69.4
Wheelbase (mm)	1063	1074	1075	1091	1107
Chain Stay Length (mm)	445	445	445	445	445
Bottom Bracket Drop (mm)	60	60	60	60	60
Stack (mm)	524	538	556	585	613
Reach (mm)	400	406	410	416	423
Stand Over Height (mm)	680	714	754	799	842
Handlebar Width (mm)	600	640	640	690	690
Stem Length (mm)	80	90	90	100	100
Crank Length (mm)	170	170	170	175	175
Wheel Size	700C	700C	700C	700C	700C

*The specifications, colors, and availability of the products can be subjects to alter without prior notification. For availability and prices, please contact the retailers in your city / country.*





## SPECS

FRAME	
<b>SIZES</b>	S, M, L, XL
<b>COLORS</b>	Charcoal
<b>FRAME</b>	ALUXX-Grade Aluminum, disc
<b>FORK</b>	alloy, rack mount, disc
<b>SHOCK</b>	N/A
COMPONENTS	
<b>HANDLEBAR</b>	Giant Sport XC, 31.8
<b>STEM</b>	Giant Sport, 15-degree, 31.8
<b>SEATPOST</b>	Giant D-Fuse, alloy
<b>SADDLE</b>	Giant Sport Comfort
<b>PEDALS</b>	Giant Urban Fitness
DRIVETRAIN	
<b>SHIFTERS</b>	Shimano Altus
<b>FRONT DERAILLEUR</b>	Shimano FD-TY710
<b>REAR DERAILLEUR</b>	Shimano Altus
<b>BRAKES</b>	Tektro HD-R280
<b>BRAKE LEVERS</b>	Tektro
<b>CASSETTE</b>	Shimano CS-HG31, 11x34
<b>CHAIN</b>	KMC Z8.3
<b>CRANKSET</b>	forged alloy, 30/46
<b>BOTTOM BRACKET</b>	cartridge
WHEELS	
<b>RIMS</b>	Giant GX wheelset
<b>HUBS</b>	Giant GX wheelset, 12mm thru-axle
<b>SPOKES</b>	Giant GX wheelset
<b>TIRES</b>	Giant S-X2, puncture protect, 700x38c
<b>EXTRAS</b>	light trekking carrier rack, matte black plastic fenders, kickstand

## FEATURES

- Frame: ALUXX-Grade Aluminum, disc
- Fork: alloy, rack mount, disc
- Shifters: Shimano Altus
- Crankset: forged alloy, 30/46
- Colors: Charcoal

## GEOMETRY

FRAME	XS	S	M	L	XL
Seat Tube Length (mm)	380	430	485	535	585
Seat Tube Angle	74.0°	73.5°	73.0°	73.0°	73.0°
Top Tube Length (mm)	550	565	580	595	610
Head Tube Length (mm)	100	115	130	160	190
Head Tube Angle	70.0°	70.0°	71.0°	71.0°	71.0°
Fork Rake (mm)	50	50	50	50	50
Trail (mm)	76	76	69.4	69.4	69.4
Wheelbase (mm)	1063	1074	1075	1091	1107
Chain Stay Length (mm)	445	445	445	445	445
Bottom Bracket Drop (mm)	60	60	60	60	60
Stack (mm)	524	538	556	585	613
Reach (mm)	400	406	410	416	423
Stand Over Height (mm)	680	714	754	799	842
Handlebar Width (mm)	600	640	640	690	690
Stem Length (mm)	80	90	90	100	100
Crank Length (mm)	170	170	170	175	175
Wheel Size	700C	700C	700C	700C	700C

*The specifications, colors, and availability of the products can be subjects to alter without prior notification. For availability and prices, please contact the retailers in your city / country.*



## SPECS

FRAME	
<b>SIZES</b>	S, M, L, XL
<b>COLORS</b>	Concrete
<b>FRAME</b>	ALUXX-Grade Aluminum, disc
<b>FORK</b>	alloy, rack mount, disc
<b>SHOCK</b>	N/A
COMPONENTS	
<b>HANDLEBAR</b>	Giant Sport XC, 31.8
<b>STEM</b>	Giant Sport, 15-degree, 31.8
<b>SEATPOST</b>	Giant D-Fuse, alloy
<b>SADDLE</b>	Giant Sport Comfort
<b>PEDALS</b>	Giant Urban Fitness
DRIVETRAIN	
<b>SHIFTERS</b>	Shimano Altus
<b>FRONT DERAILLEUR</b>	Shimano FD-TY710
<b>REAR DERAILLEUR</b>	Shimano Altus
<b>BRAKES</b>	Tektro HD-R280
<b>BRAKE LEVERS</b>	Tektro
<b>CASSETTE</b>	Shimano CS-HG31, 11x34
<b>CHAIN</b>	KMC Z8.3
<b>CRANKSET</b>	forged alloy, 30/46
<b>BOTTOM BRACKET</b>	cartridge
WHEELS	
<b>RIMS</b>	Giant GX wheelset
<b>HUBS</b>	Giant GX wheelset, 12mm thru-axle
<b>SPOKES</b>	Giant GX wheelset
<b>TIRES</b>	Giant S-X2, puncture protect, 700x38c

## FEATURES

- Frame: ALUXX-Grade Aluminum, disc
- Fork: alloy, rack mount, disc
- Shifters: Shimano Altus
- Crankset: forged alloy, 30/46
- Colors: Concrete

## GEOMETRY

FRAME	XS	S	M	L	XL
Seat Tube Length (mm)	380	430	485	535	585
Seat Tube Angle	74.0°	73.5°	73.0°	73.0°	73.0°
Top Tube Length (mm)	550	565	580	595	610
Head Tube Length (mm)	100	115	130	160	190
Head Tube Angle	70.0°	70.0°	71.0°	71.0°	71.0°
Fork Rake (mm)	50	50	50	50	50
Trail (mm)	76	76	69.4	69.4	69.4
Wheelbase (mm)	1063	1074	1075	1091	1107
Chain Stay Length (mm)	445	445	445	445	445
Bottom Bracket Drop (mm)	60	60	60	60	60
Stack (mm)	524	538	556	585	613
Reach (mm)	400	406	410	416	423
Stand Over Height (mm)	680	714	754	799	842
Handlebar Width (mm)	600	640	640	690	690
Stem Length (mm)	80	90	90	100	100
Crank Length (mm)	170	170	170	175	175
Wheel Size	700C	700C	700C	700C	700C

*The specifications, colors, and availability of the products can be subjects to alter without prior notification. For availability and prices, please contact the retailers in your city / country.*



## SPECS

FRAME	
<b>SIZES</b>	S, M, L, XL
<b>COLORS</b>	Metallic Black, Metallic Blue
<b>FRAME</b>	ALUXX-Grade Aluminum, disc
<b>FORK</b>	high-tensile steel, rack mount, disc
<b>SHOCK</b>	N/A
COMPONENTS	
<b>HANDLEBAR</b>	Giant Sport XC, 25.4
<b>STEM</b>	Giant Sport, 15-degree, 25.4
<b>SEATPOST</b>	Giant D-Fuse, alloy
<b>SADDLE</b>	Giant Sport Comfort
<b>PEDALS</b>	Giant Urban Fitness
DRIVETRAIN	
<b>SHIFTERS</b>	Shimano ST-EF41
<b>FRONT DERAILLEUR</b>	Shimano Tourney
<b>REAR DERAILLEUR</b>	Shimano Tourney
<b>BRAKES</b>	Tektro mechanical disc
<b>BRAKE LEVERS</b>	Shimano ST-EF41
<b>CASSETTE</b>	MF-TZ500, 14x34
<b>CHAIN</b>	KMC Z7
<b>CRANKSET</b>	forged alloy, 28/38/48
<b>BOTTOM BRACKET</b>	cartridge
WHEELS	
<b>RIMS</b>	Giant GX wheelset
<b>HUBS</b>	Giant GX wheelset, 12mm thru-axle
<b>SPOKES</b>	Giant GX wheelset
<b>TIRES</b>	Giant S-X3, 700x38c

## FEATURES

- Frame: ALUXX-Grade Aluminum, disc
- Fork: high-tensile steel, rack mount, disc
- Shifters: Shimano ST-EF41
- Crankset: forged alloy, 28/38/48
- Colors: Metallic Black, Metallic Blue

## GEOMETRY

FRAME	XS	S	M	L	XL
Seat Tube Length (mm)	380	430	485	535	585
Seat Tube Angle	74.0°	73.5°	73.0°	73.0°	73.0°
Top Tube Length (mm)	550	565	580	595	610
Head Tube Length (mm)	100	115	130	160	190
Head Tube Angle	70.0°	70.0°	71.0°	71.0°	71.0°
Fork Rake (mm)	50	50	50	50	50
Trail (mm)	76	76	69.4	69.4	69.4
Wheelbase (mm)	1063	1074	1075	1091	1107
Chain Stay Length (mm)	445	445	445	445	445
Bottom Bracket Drop (mm)	60	60	60	60	60
Stack (mm)	524	538	556	585	613
Reach (mm)	400	406	410	416	423
Stand Over Height (mm)	680	714	754	799	842
Handlebar Width (mm)	600	640	640	690	690
Stem Length (mm)	80	90	90	100	100
Crank Length (mm)	170	170	170	175	175
Wheel Size	700C	700C	700C	700C	700C

*The specifications, colors, and availability of the products can be subjects to alter without prior notification. For availability and prices, please contact the retailers in your city / country.*



## SPECIFIKACIJE

OKVIR	
VELIKOSTI	S, M, L, XL
BARVE	Charcoal, Blue Ashes
OKVIR	ALUXX-Grade Aluminum
VILICE	high-tensile steel, rack mount
AMORTIZER	N/A
KOMPONENTE	
KRMILO	Giant Sport XC, 25.4
OPORA KRMILA	Giant Sport, 15-degree, 25.4
OPORA SEDEŽA	Giant Sport, 27.2
SEDEŽ	Giant Sport Comfort
PEDALA	Giant Urban Fitness
POGON	
PRESTAVNE ROČICE	Shimano ST-EF41
PREDNJI MENJALNIK	Shimano Tourney
ZADNJI MENJALNIK	Shimano Tourney
ZAVORE	linear pull, alloy
ZAVORNE ROČICE	Shimano ST-EF41
VERIŽNIK	MF-TZ50, 14x34
VERIGA	KMC Z7
GONILKE Z VERIŽNIKI	forged alloy, 28/38/48
BOTTOM BRACKET	cartridge
OBROČNIKI	
OBROČI	Giant double-wall aluminum
PESTA	alloy, 32h loose ball bearing
NAPERE	stainless
PLAŠČI	Giant S-X3, 700x38c

## ZNAČILNOSTI

- Okvir: ALUXX-Grade Aluminum
- Vilice: high-tensile steel, rack mount
- Prestavne ročice: Shimano ST-EF41
- Gonilke z verižniki: forged alloy, 28/38/48
- Barve: Charcoal, Blue Ashes

## GEOMETRIJA

OKVIR	XS	S	M	L	XL
Dolžina sedežne cevi (mm)	380	430	485	535	585
Kot sedežne cevi	74,0°	73,5°	73,0°	73,0°	73,0°
Top Tube Length (mm)	550	565	580	595	610
Višina glave okvirja (mm)	100	115	130	160	190
Krmilni kot	70,0°	70,0°	71,0°	71,0°	71,0°
Zamik vpetja osi (mm)	50	50	50	50	50
Trail (mm)	76	76	69,4	69,4	69,4
Medosna razdalja (mm)	1063	1074	1075	1091	1107
Dolžina cevi ob verigi (mm)	445	445	445	445	445
Bottom Bracket Drop (mm)	60	60	60	60	60
Oddaljenost zgornje cevi od gonilne osi (mm)	524	538	556	585	613
Doseg (mm)	400	406	410	416	423
Višina zgornje cevi (mm)	680	714	754	799	842
Širina krmila (mm)	600	640	640	690	690
Dolžina opore krmila (mm)	80	90	90	100	100
Dolžina gonilke (mm)	170	170	170	175	175
Velikost obročnikov	700C	700C	700C	700C	700C

Vse navedene specifikacije se lahko spremenijo brez obvestila.



# ADVENTURE UNLEASHED



# CROSS / GRAVEL

It's fun to mix it up. These bikes help you feel fast and free on roads, gravel or dirt. Whether it's cyclocross racing, gravel riding, or everyday adventures close to home, you'll be ready for anything.

## CROSS / GRAVEL

TCX Advanced Pro	80
Revolt Advanced Pro	84
Revolt Advanced	86
Revolt	91
ToughRoad SLR	94
Roam	97



## SPECS

FRAME	
<b>SIZES</b>	XS, S, M, ML, L, XL
<b>COLORS</b>	Carbon/Chameleon Neptune/Chrome
<b>FRAME</b>	Advanced-Grade Composite, 12mm thru-axle, disc
<b>FORK</b>	Advanced-Grade Composite, full-composite OverDrive 2 steerer, disc
<b>SHOCK</b>	N/A
COMPONENTS	
<b>HANDLEBAR</b>	Giant Contact SLR
<b>STEM</b>	Giant Contact SL
<b>SEATPOST</b>	Giant D-Fuse SLR, composite
<b>SADDLE</b>	Giant Fleet SL
<b>PEDALS</b>	N/A
DRIVETRAIN	
<b>SHIFTERS</b>	SRAM Force eTap AXS, 1x
<b>FRONT DERAILLEUR</b>	N/A
<b>REAR DERAILLEUR</b>	SRAM Force eTap AXS
<b>BRAKES</b>	SRAM Force eTap AXS hydraulic
<b>BRAKE LEVERS</b>	SRAM Force eTap AXS hydraulic
<b>CASSETTE</b>	SRAM Force, 12-speed, 10x33
<b>CHAIN</b>	SRAM Force D1, 12-speed
<b>CRANKSET</b>	SRAM Force D1 DUB, 38t
<b>BOTTOM BRACKET</b>	SRAM DUB, press fit
WHEELS	
<b>RIMS</b>	Giant SLR-1 WheelSystem, 42mm
<b>HUBS</b>	Giant SLR-1 WheelSystem
<b>SPOKES</b>	Giant SLR-1 WheelSystem
<b>TIRES</b>	Maxxis All-Terrane, 700x33c, tubeless
<b>EXTRAS</b>	Giant 1x chainguide, tubeless prepared

## FEATURES

- Frame: Advanced-Grade Composite, 12mm thru-axle, disc
- Fork: Advanced-Grade Composite, full-composite OverDrive 2 steerer, disc
- Shifters: SRAM Force eTap AXS, 1x
- Crankset: SRAM Force D1 DUB, 38t
- Colors: Carbon/Chameleon Neptune/Chrome

## GEOMETRY

FRAME	XS	S	M	ML	L	XL
Seat Tube Length (mm)	490	505	525	545	555	565
Seat Tube Angle	74.0°	73.5°	73.0°	73.0°	73.0°	73.0°
Top Tube Length (mm)	515	530	545	560	575	590
Head Tube Length (mm)	118	133	148	163	178	193
Head Tube Angle	70.7°	71.0°	71.5°	72.0°	72.5°	72.5°
Fork Rake (mm)	50	50	50	50	50	50
Trail (mm)	70.3	68.3	65.1	61.8	58.6	58.6
Wheelbase (mm)	1006	1014	1020	1030	1040	1055
Chain Stay Length (mm)	430	430	430	430	430	430
Bottom Bracket Drop (mm)	60	60	60	60	60	60
Stack (mm)	525	540	556	572	589	603
Reach (mm)	365	370	375	385	395	406
Stand Over Height (mm)	775	788	807	826	832	845
Handlebar Width (mm)	400	400	420	420	440	440
Stem Length (mm)	70	80	90	100	100	110
Crank Length (mm)	170	170	172.5	172.5	175	175
Wheel Size	700C	700C	700C	700C	700C	700C

*The specifications, colors, and availability of the products can be subjects to alter without prior notification. For availability and prices, please contact the retailers in your city / country.*





## SPECS

FRAME	
<b>SIZES</b>	XS, S, M, ML, L, XL
<b>COLORS</b>	Carbon/Unicorn White
<b>FRAME</b>	Advanced-Grade Composite, 12mm thru-axle, disc
<b>FORK</b>	Advanced-Grade Composite, full-composite OverDrive 2 steerer, disc
<b>SHOCK</b>	N/A
COMPONENTS	
<b>HANDLEBAR</b>	Giant Contact SL
<b>STEM</b>	Giant Contact SL
<b>SEATPOST</b>	Giant D-Fuse SLR, composite
<b>SADDLE</b>	Giant Fleet SL
<b>PEDALS</b>	N/A
DRIVETRAIN	
<b>SHIFTERS</b>	Shimano GRX RX-810
<b>FRONT DERAILLEUR</b>	N/A
<b>REAR DERAILLEUR</b>	Shimano GRX RX-810
<b>BRAKES</b>	Shimano GRX RX-810 hydraulic
<b>BRAKE LEVERS</b>	Shimano GRX RX-810 hydraulic
<b>CASSETTE</b>	Shimano Ultegra, 11x34
<b>CHAIN</b>	KMC X11SL-1
<b>CRANKSET</b>	Shimano GRX RX-810, 40t
<b>BOTTOM BRACKET</b>	Shimano, press fit
WHEELS	
<b>RIMS</b>	Giant SLR-2 WheelSystem
<b>HUBS</b>	Giant SLR-2 WheelSystem
<b>SPOKES</b>	Giant SLR-2 WheelSystem
<b>TIRES</b>	Maxxis All-Terrane, 700x33c, tubeless
<b>EXTRAS</b>	Giant 1x chainguide, tubeless prepared

## FEATURES

- Frame: Advanced-Grade Composite, 12mm thru-axle, disc
- Fork: Advanced-Grade Composite, full-composite OverDrive 2 steerer, disc
- Shifters: Shimano GRX RX-810
- Crankset: Shimano GRX RX-810, 40t
- Colors: Carbon/Unicorn White

## GEOMETRY

FRAME	XS	S	M	ML	L	XL
Seat Tube Length (mm)	490	505	525	545	555	565
Seat Tube Angle	74.0°	73.5°	73.0°	73.0°	73.0°	73.0°
Top Tube Length (mm)	515	530	545	560	575	590
Head Tube Length (mm)	118	133	148	163	178	193
Head Tube Angle	70.7°	71.0°	71.5°	72.0°	72.5°	72.5°
Fork Rake (mm)	50	50	50	50	50	50
Trail (mm)	70.3	68.3	65.1	61.8	58.6	58.6
Wheelbase (mm)	1006	1014	1020	1030	1040	1055
Chain Stay Length (mm)	430	430	430	430	430	430
Bottom Bracket Drop (mm)	60	60	60	60	60	60
Stack (mm)	525	540	556	572	589	603
Reach (mm)	365	370	375	385	395	406
Stand Over Height (mm)	775	788	807	826	832	845
Handlebar Width (mm)	400	400	420	420	440	440
Stem Length (mm)	70	80	90	100	100	110
Crank Length (mm)	170	170	172.5	172.5	175	175
Wheel Size	700C	700C	700C	700C	700C	700C

*The specifications, colors, and availability of the products can be subjects to alter without prior notification. For availability and prices, please contact the retailers in your city / country.*



## SPECS

FRAME	
<b>SIZES</b>	XS, S, M, ML, L, XL
<b>COLORS</b>	Chameleon Nova
<b>FRAME</b>	Advanced-Grade Composite, 12mm thru-axle, disc
<b>FORK</b>	Advanced-Grade Composite, full-composite OverDrive 2 steerer, disc
<b>SHOCK</b>	N/A
COMPONENTS	
<b>HANDLEBAR</b>	Giant Connect
<b>STEM</b>	Giant Contact
<b>SEATPOST</b>	Giant D-Fuse, composite
<b>SADDLE</b>	Giant Approach
<b>PEDALS</b>	N/A
DRIVETRAIN	
<b>SHIFTERS</b>	SRAM Apex 1
<b>FRONT DERAILLEUR</b>	N/A
<b>REAR DERAILLEUR</b>	SRAM Apex 1
<b>BRAKES</b>	SRAM Apex 1 hydraulic
<b>BRAKE LEVERS</b>	SRAM Apex 1
<b>CASSETTE</b>	SRAM PG 1130, 11x36
<b>CHAIN</b>	SRAM PC 1110
<b>CRANKSET</b>	SRAM Rival 11x, 40t
<b>BOTTOM BRACKET</b>	SRAM GXP, press fit
WHEELS	
<b>RIMS</b>	Giant P-X2 Disc wheelset
<b>HUBS</b>	Giant P-X2 Disc wheelset
<b>SPOKES</b>	Giant P-X2 Disc wheelset
<b>TIRES</b>	Maxxis All-Terrane, 700x33c, tubeless
<b>EXTRAS</b>	Giant 1x chainguide, tubeless prepared

## FEATURES

- Frame: Advanced-Grade Composite, 12mm thru-axle, disc
- Fork: Advanced-Grade Composite, full-composite OverDrive 2 steerer, disc
- Shifters: SRAM Apex 1
- Crankset: SRAM Rival 11x, 40t
- Colors: Chameleon Nova

## GEOMETRY

FRAME	XS	S	M	ML	L	XL
Seat Tube Length (mm)	490	505	525	545	555	565
Seat Tube Angle	74.0°	73.5°	73.0°	73.0°	73.0°	73.0°
Top Tube Length (mm)	515	530	545	560	575	590
Head Tube Length (mm)	118	133	148	163	178	193
Head Tube Angle	70.7°	71.0°	71.5°	72.0°	72.5°	72.5°
Fork Rake (mm)	50	50	50	50	50	50
Trail (mm)	70.3	68.3	65.1	61.8	58.6	58.6
Wheelbase (mm)	1006	1014	1020	1030	1040	1055
Chain Stay Length (mm)	430	430	430	430	430	430
Bottom Bracket Drop (mm)	60	60	60	60	60	60
Stack (mm)	525	540	556	572	589	603
Reach (mm)	365	370	375	385	395	406
Stand Over Height (mm)	775	788	807	826	832	845
Handlebar Width (mm)	400	400	420	420	440	440
Stem Length (mm)	70	80	90	100	100	110
Crank Length (mm)	170	170	172.5	172.5	175	175
Wheel Size	700C	700C	700C	700C	700C	700C

*The specifications, colors, and availability of the products can be subjects to alter without prior notification. For availability and prices, please contact the retailers in your city / country.*



## SPECIFIKACIJE

OKVIR	
VELIKOSTI	XS, S, M, ML, L, XL
BARVE	Balsam Green
OKVIR	Advanced-Grade Composite, 12mm thru-axle, disc
VILICE	Advanced-Grade Composite, full-composite OverDrive 2 steerer, disc
AMORTIZER	N/A
KOMPONENTE	
OPORA SEDEŽA	Giant D-Fuse SLR, composite
PEDALA	N/A

## ZNAČILNOSTI

- Okvir: Advanced-Grade Composite, 12mm thru-axle, disc
- Vilice: Advanced-Grade Composite, full-composite OverDrive 2 steerer, disc
- Barve: Balsam Green

## GEOMETRIJA

OKVIR	XS	S	M	ML	L	XL
Dolžina sedežne cevi (mm)	490	505	525	545	555	565
Kot sedežne cevi	74,0°	73,5°	73,0°	73,0°	73,0°	73,0°
Top Tube Length (mm)	515	530	545	560	575	590
Višina glave okvirja (mm)	118	133	148	163	178	193
Krmlni kot	70,7°	71,0°	71,5°	72,0°	72,5°	72,5°
Zamik vpetja osi (mm)	50	50	50	50	50	50
Trail (mm)	70,3	68,3	65,1	61,8	58,6	58,6
Medosna razdalja (mm)	1006	1014	1020	1030	1040	1055
Dolžina cevi ob verigi (mm)	430	430	430	430	430	430
Bottom Bracket Drop (mm)	60	60	60	60	60	60
Oddaljenost zgornje cevi od gonilne osi (mm)	525	540	556	572	589	603
Doseg (mm)	365	370	375	385	395	406
Višina zgornje cevi (mm)	775	788	807	826	832	845
Širina krmila (mm)	400	400	420	420	440	440
Dolžina opore krmila (mm)	70	80	90	100	100	110
Dolžina gonilke (mm)	170	170	172,5	172,5	175	175
Velikost obročnikov	700C	700C	700C	700C	700C	700C

Vse navedene specifikacije se lahko spremenijo brez obvestila.



## SPECS

FRAME	
<b>SIZES</b>	XS, S, M, ML, L, XL
<b>COLORS</b>	Cosmos Navy
<b>FRAME</b>	Advanced-Grade Composite, 12x142mm thru-axle, disc
<b>FORK</b>	Advanced-Grade Composite, full-composite OverDrive steerer, 12mm thru-axle, disc
<b>SHOCK</b>	N/A
COMPONENTS	
<b>HANDLEBAR</b>	Giant Contact SLR XR D-Fuse, 31.8
<b>STEM</b>	Giant Contact, 8-degree
<b>SEATPOST</b>	Giant D-Fuse SLR, composite
<b>SADDLE</b>	Giant Approach
<b>PEDALS</b>	N/A
DRIVETRAIN	
<b>SHIFTERS</b>	SRAM Force eTap AXS
<b>FRONT DERAILLEUR</b>	SRAM Force eTap AXS
<b>REAR DERAILLEUR</b>	SRAM Force eTap AXS
<b>BRAKES</b>	SRAM Force eTap AXS hydraulic
<b>BRAKE LEVERS</b>	SRAM Force eTap AXS hydraulic
<b>CASSETTE</b>	SRAM Force, 12-speed, 10x36
<b>CHAIN</b>	SRAM Force D1, 12-speed
<b>CRANKSET</b>	SRAM Force D1 DUB, 30/43
<b>BOTTOM BRACKET</b>	SRAM DUB, press fit
WHEELS	
<b>RIMS</b>	Giant CXR-2 Carbon Disc WheelSystem, 42mm
<b>HUBS</b>	Giant CXR-2 Carbon Disc WheelSystem
<b>SPOKES</b>	Giant CXR-2 Carbon Disc WheelSystem
<b>TIRES</b>	Maxxis Velocita, 700x40c

## FEATURES

- Frame: Advanced-Grade Composite, 12x142mm thru-axle, disc
- Fork: Advanced-Grade Composite, full-composite OverDrive steerer, 12mm thru-axle, disc
- Shifters: SRAM Force eTap AXS
- Crankset: SRAM Force D1 DUB, 30/43
- Colors: Cosmos Navy

## GEOMETRY

FRAME	XS	S	M	ML	L	XL
Seat Tube Length (mm)	430	450	470	490	510	530
Seat Tube Angle	74.0°	73.5°	73.5°	73.0°	73.0°	73.0°
Top Tube Length (mm)	530	540	550	565	575	590
Head Tube Length (mm)	125	135	150	165	180	195
Head Tube Angle	70.5°	70.5°	70.5°	71.0°	71.0°	71.0°
Fork Rake (mm)	50	50	50	50	50	50
Trail (mm)	74.1	74.1	74.1	70.7	70.7	70.7
Wheelbase (mm)	1014	1020	1031	1036	1046	1062
Chain Stay Length (mm)	425	425	425	425	425	425
Bottom Bracket Drop (mm)	70	70	70	70	70	70
Stack (mm)	548	558	572	588	602	616
Reach (mm)	373	375	381	385	391	402
Stand Over Height (mm)	719	734	752	768	786	803
Handlebar Width (mm)	420	420	440	440	460	460
Stem Length (mm)	70	80	90	100	100	100
Crank Length (mm)	170	170	172.5	172.5	175	175
Wheel Size	700C	700C	700C	700C	700C	700C

*The specifications, colors, and availability of the products can be subjects to alter without prior notification. For availability and prices, please contact the retailers in your city / country.*



## SPECS

FRAME	
<b>SIZES</b>	XS, S, M, ML, L, XL
<b>COLORS</b>	Chameleon Mars
<b>FRAME</b>	Advanced-Grade Composite, 12x142mm thru-axle, disc
<b>FORK</b>	Advanced-Grade Composite, full-composite OverDrive steerer, 12mm thru-axle, disc
<b>SHOCK</b>	N/A
COMPONENTS	
<b>HANDLEBAR</b>	Giant Contact SLR XR D-Fuse, 31.8
<b>STEM</b>	Giant Contact, 8-degree
<b>SEATPOST</b>	Giant D-Fuse SLR, composite
<b>SADDLE</b>	Giant Approach
<b>PEDALS</b>	N/A
DRIVETRAIN	
<b>SHIFTERS</b>	Shimano GRX RX-815 Di2
<b>FRONT DERAILLEUR</b>	Shimano GRX RX-815 Di2
<b>REAR DERAILLEUR</b>	Shimano GRX RX-815 Di2
<b>BRAKES</b>	Shimano GRX RX-810 hydraulic
<b>BRAKE LEVERS</b>	Shimano GRX RX-810 hydraulic
<b>CASSETTE</b>	Shimano CS-HG800, 11x34
<b>CHAIN</b>	KMC X11SL-1
<b>CRANKSET</b>	Praxis Zayante X Carbon, 32/48
<b>BOTTOM BRACKET</b>	Praxis, press fit
WHEELS	
<b>RIMS</b>	Giant CXR-2 Carbon Disc WheelSystem, 42mm
<b>HUBS</b>	Giant CXR-2 Carbon Disc WheelSystem
<b>SPOKES</b>	Giant CXR-2 Carbon Disc WheelSystem
<b>TIRES</b>	Maxxis Velocita, 700x40c

## FEATURES

- Frame: Advanced-Grade Composite, 12x142mm thru-axle, disc
- Fork: Advanced-Grade Composite, full-composite OverDrive steerer, 12mm thru-axle, disc
- Shifters: Shimano GRX RX-815 Di2
- Crankset: Praxis Zayante X Carbon, 32/48
- Colors: Chameleon Mars

## GEOMETRY

FRAME	XS	S	M	ML	L	XL
Seat Tube Length (mm)	430	450	470	490	510	530
Seat Tube Angle	74.0°	73.5°	73.5°	73.0°	73.0°	73.0°
Top Tube Length (mm)	530	540	550	565	575	590
Head Tube Length (mm)	125	135	150	165	180	195
Head Tube Angle	70.5°	70.5°	70.5°	71.0°	71.0°	71.0°
Fork Rake (mm)	50	50	50	50	50	50
Trail (mm)	74.1	74.1	74.1	70.7	70.7	70.7
Wheelbase (mm)	1014	1020	1031	1036	1046	1062
Chain Stay Length (mm)	425	425	425	425	425	425
Bottom Bracket Drop (mm)	70	70	70	70	70	70
Stack (mm)	548	558	572	588	602	616
Reach (mm)	373	375	381	385	391	402
Stand Over Height (mm)	719	734	752	768	786	803
Handlebar Width (mm)	420	420	440	440	460	460
Stem Length (mm)	70	80	90	100	100	100
Crank Length (mm)	170	170	172.5	172.5	175	175
Wheel Size	700C	700C	700C	700C	700C	700C

The specifications, colors, and availability of the products can be subjects to alter without prior notification. For availability and prices, please contact the retailers in your city / country.



## SPECS

FRAME	
<b>SIZES</b>	XS, S, M, ML, L, XL
<b>COLORS</b>	Balsam Green
<b>FRAME</b>	Advanced-Grade Composite, 12x142mm thru-axle, disc
<b>FORK</b>	Advanced-Grade Composite, full-composite OverDrive steerer, 12mm thru-axle, disc
<b>SHOCK</b>	N/A
COMPONENTS	
<b>HANDLEBAR</b>	Giant Contact XR D-Fuse, 31.8
<b>STEM</b>	Giant Contact, 8-degree
<b>SEATPOST</b>	Giant D-Fuse, composite
<b>SADDLE</b>	Giant Approach
<b>PEDALS</b>	N/A
DRIVETRAIN	
<b>SHIFTERS</b>	Shimano GRX RX-810
<b>FRONT DERAILLEUR</b>	Shimano GRX RX-810
<b>REAR DERAILLEUR</b>	Shimano GRX RX-810
<b>BRAKES</b>	Shimano GRX RX-810 hydraulic
<b>BRAKE LEVERS</b>	Shimano GRX RX-810 hydraulic
<b>CASSETTE</b>	Shimano Ultegra, 11x34
<b>CHAIN</b>	KMC X11EL-1
<b>CRANKSET</b>	Shimano FC-RX810, 31/48
<b>BOTTOM BRACKET</b>	Shimano, press fit
WHEELS	
<b>RIMS</b>	Giant CXR-2 Carbon Disc WheelSystem, 42mm
<b>HUBS</b>	Giant CXR-2 Carbon Disc WheelSystem
<b>SPOKES</b>	Giant CXR-2 Carbon Disc WheelSystem
<b>TIRES</b>	Maxxis Velocita, 700x40c

## FEATURES

- Frame: Advanced-Grade Composite, 12x142mm thru-axle, disc
- Fork: Advanced-Grade Composite, full-composite OverDrive steerer, 12mm thru-axle, disc
- Shifters: Shimano GRX RX-810
- Crankset: Shimano FC-RX810, 31/48
- Colors: Balsam Green

## GEOMETRY

FRAME	XS	S	M	ML	L	XL
Seat Tube Length (mm)	430	450	470	490	510	530
Seat Tube Angle	74.0°	73.5°	73.5°	73.0°	73.0°	73.0°
Top Tube Length (mm)	530	540	550	565	575	590
Head Tube Length (mm)	125	135	150	165	180	195
Head Tube Angle	70.5°	70.5°	70.5°	71.0°	71.0°	71.0°
Fork Rake (mm)	50	50	50	50	50	50
Trail (mm)	74.1	74.1	74.1	70.7	70.7	70.7
Wheelbase (mm)	1014	1020	1031	1036	1046	1062
Chain Stay Length (mm)	425	425	425	425	425	425
Bottom Bracket Drop (mm)	70	70	70	70	70	70
Stack (mm)	548	558	572	588	602	616
Reach (mm)	373	375	381	385	391	402
Stand Over Height (mm)	719	734	752	768	786	803
Handlebar Width (mm)	420	420	440	440	460	460
Stem Length (mm)	70	80	90	100	100	100
Crank Length (mm)	170	170	172.5	172.5	175	175
Wheel Size	700C	700C	700C	700C	700C	700C

*The specifications, colors, and availability of the products can be subjects to alter without prior notification. For availability and prices, please contact the retailers in your city / country.*



## SPECS

FRAME	
<b>SIZES</b>	XS, S, M, ML, L, XL
<b>COLORS</b>	Concrete
<b>FRAME</b>	Advanced-Grade Composite, 12x142mm thru-axle, disc
<b>FORK</b>	Advanced-Grade Composite, full-composite OverDrive steerer, 12mm thru-axle, disc
<b>SHOCK</b>	N/A
COMPONENTS	
<b>HANDLEBAR</b>	Giant Contact XR D-Fuse, 31.8
<b>STEM</b>	Giant Contact, 8-degree
<b>SEATPOST</b>	Giant D-Fuse, composite
<b>SADDLE</b>	Giant Approach
<b>PEDALS</b>	N/A
DRIVETRAIN	
<b>SHIFTERS</b>	Shimano GRX RX-600
<b>FRONT DERAILLEUR</b>	N/A
<b>REAR DERAILLEUR</b>	Shimano GRX RX-810
<b>BRAKES</b>	Shimano GRX RX-400 hydraulic
<b>BRAKE LEVERS</b>	Shimano GRX RX-600 hydraulic
<b>CASSETTE</b>	Shimano CS-M7000, 11x42
<b>CHAIN</b>	KMC X11EL-1
<b>CRANKSET</b>	Shimano FC-RX600, 40t
<b>BOTTOM BRACKET</b>	Shimano, press fit
WHEELS	
<b>RIMS</b>	Giant P-X2 Disc wheelset
<b>HUBS</b>	Giant P-X2 Disc wheelset
<b>SPOKES</b>	Giant P-X2 Disc wheelset
<b>TIRES</b>	Giant CrossCut AT 1 Tubeless, 700x38C

## FEATURES

- Frame: Advanced-Grade Composite, 12x142mm thru-axle, disc
- Fork: Advanced-Grade Composite, full-composite OverDrive steerer, 12mm thru-axle, disc
- Shifters: Shimano GRX RX-600
- Crankset: Shimano FC-RX600, 40t
- Colors: Concrete

## GEOMETRY

FRAME	XS	S	M	ML	L	XL
Seat Tube Length (mm)	430	450	470	490	510	530
Seat Tube Angle	74.0°	73.5°	73.5°	73.0°	73.0°	73.0°
Top Tube Length (mm)	530	540	550	565	575	590
Head Tube Length (mm)	125	135	150	165	180	195
Head Tube Angle	70.5°	70.5°	70.5°	71.0°	71.0°	71.0°
Fork Rake (mm)	50	50	50	50	50	50
Trail (mm)	74.1	74.1	74.1	70.7	70.7	70.7
Wheelbase (mm)	1014	1020	1031	1036	1046	1062
Chain Stay Length (mm)	425	425	425	425	425	425
Bottom Bracket Drop (mm)	70	70	70	70	70	70
Stack (mm)	548	558	572	588	602	616
Reach (mm)	373	375	381	385	391	402
Stand Over Height (mm)	719	734	752	768	786	803
Handlebar Width (mm)	420	420	440	440	460	460
Stem Length (mm)	70	80	90	100	100	100
Crank Length (mm)	170	170	172.5	172.5	175	175
Wheel Size	700C	700C	700C	700C	700C	700C

*The specifications, colors, and availability of the products can be subjects to alter without prior notification. For availability and prices, please contact the retailers in your city / country.*



## SPECS

FRAME	
<b>SIZES</b>	XS, S, M, ML, L, XL
<b>COLORS</b>	Rosewood
<b>FRAME</b>	Advanced-Grade Composite, 12x142mm thru-axle, disc
<b>FORK</b>	Advanced-Grade Composite, full-composite OverDrive steerer, 12mm thru-axle, disc
<b>SHOCK</b>	N/A
COMPONENTS	
<b>HANDLEBAR</b>	Giant Contact XR D-Fuse, 31.85° back sweep, flared drop
<b>STEM</b>	Giant Contact, 8-degree
<b>SEATPOST</b>	Giant D-Fuse, composite
<b>SADDLE</b>	Giant Approach
<b>PEDALS</b>	N/A
DRIVETRAIN	
<b>SHIFTERS</b>	Shimano GRX RX-600
<b>FRONT DERAILLEUR</b>	Shimano GRX RX-810
<b>REAR DERAILLEUR</b>	Shimano GRX RX-810
<b>BRAKES</b>	Shimano GRX RX-400 hydraulic
<b>BRAKE LEVERS</b>	Shimano GRX RX-600 hydraulic
<b>CASSETTE</b>	Shimano 105, 11x34
<b>CHAIN</b>	KMC X11EL-1
<b>CRANKSET</b>	Praxis Albe 2D, 32/48
<b>BOTTOM BRACKET</b>	Praxis M24 BB86, press fit
WHEELS	
<b>RIMS</b>	Giant P-X2 Disc wheelset
<b>HUBS</b>	Giant P-X2 Disc wheelset
<b>SPOKES</b>	Giant P-X2 Disc wheelset
<b>TIRES</b>	Giant CrossCut AT 1 Tubeless, 700x38C

## FEATURES

- Frame: Advanced-Grade Composite, 12x142mm thru-axle, disc
- Fork: Advanced-Grade Composite, full-composite OverDrive steerer, 12mm thru-axle, disc
- Shifters: Shimano GRX RX-600
- Crankset: Praxis Albe 2D, 32/48
- Colors: Rosewood

## GEOMETRY

FRAME	XS	S	M	ML	L	XL
Seat Tube Length (mm)	430	450	470	490	510	530
Seat Tube Angle	74.0°	73.5°	73.5°	73.0°	73.0°	73.0°
Top Tube Length (mm)	530	540	550	565	575	590
Head Tube Length (mm)	125	135	150	165	180	195
Head Tube Angle	70.5°	70.5°	70.5°	71.0°	71.0°	71.0°
Fork Rake (mm)	50	50	50	50	50	50
Trail (mm)	74.1	74.1	74.1	70.7	70.7	70.7
Wheelbase (mm)	1014	1020	1031	1036	1046	1062
Chain Stay Length (mm)	425	425	425	425	425	425
Bottom Bracket Drop (mm)	70	70	70	70	70	70
Stack (mm)	548	558	572	588	602	616
Reach (mm)	373	375	381	385	391	402
Stand Over Height (mm)	719	734	752	768	786	803
Handlebar Width (mm)	420	420	440	440	460	460
Stem Length (mm)	70	80	90	100	100	100
Crank Length (mm)	170	170	172.5	172.5	175	175
Wheel Size	700C	700C	700C	700C	700C	700C

*The specifications, colors, and availability of the products can be subjects to alter without prior notification. For availability and prices, please contact the retailers in your city / country.*





## SPECS

FRAME	
<b>SIZES</b>	XS, S, M, ML, L, XL
<b>COLORS</b>	Dusty Blue
<b>FRAME</b>	Advanced-Grade Composite, 12x142mm thru-axle, disc
<b>FORK</b>	Advanced-Grade Composite, full-composite OverDrive steerer, 12mm thru-axle, disc
<b>SHOCK</b>	N/A
COMPONENTS	
<b>HANDLEBAR</b>	Giant Contact XR D-Fuse, 31.85° back sweep, flared drop
<b>STEM</b>	Giant Contact, 8-degree
<b>SEATPOST</b>	Giant D-Fuse, composite
<b>SADDLE</b>	Giant Approach
<b>PEDALS</b>	N/A
DRIVETRAIN	
<b>SHIFTERS</b>	Shimano GRX RX-400
<b>FRONT DERAILLEUR</b>	Shimano GRX RX-400
<b>REAR DERAILLEUR</b>	Shimano GRX RX-400
<b>BRAKES</b>	Shimano GRX RX-400 hydraulic
<b>BRAKE LEVERS</b>	Shimano GRX RX-400 hydraulic
<b>CASSETTE</b>	Shimano Tiagra, 11x34
<b>CHAIN</b>	KMC X10-1
<b>CRANKSET</b>	FSA Omega, 32/48
<b>BOTTOM BRACKET</b>	Shimano, press fit
WHEELS	
<b>RIMS</b>	Giant P-X2 Disc wheelset
<b>HUBS</b>	Giant P-X2 Disc wheelset
<b>SPOKES</b>	Giant P-X2 Disc wheelset
<b>TIRES</b>	Giant CrossCut AT 1 Tubeless, 700x38C

## FEATURES

- Frame: Advanced-Grade Composite, 12x142mm thru-axle, disc
- Fork: Advanced-Grade Composite, full-composite OverDrive steerer, 12mm thru-axle, disc
- Shifters: Shimano GRX RX-400
- Crankset: FSA Omega, 32/48
- Colors: Dusty Blue

## GEOMETRY

FRAME	XS	S	M	ML	L	XL
Seat Tube Length (mm)	430	450	470	490	510	530
Seat Tube Angle	74.0°	73.5°	73.5°	73.0°	73.0°	73.0°
Top Tube Length (mm)	530	540	550	565	575	590
Head Tube Length (mm)	125	135	150	165	180	195
Head Tube Angle	70.5°	70.5°	70.5°	71.0°	71.0°	71.0°
Fork Rake (mm)	50	50	50	50	50	50
Trail (mm)	74.1	74.1	74.1	70.7	70.7	70.7
Wheelbase (mm)	1014	1020	1031	1036	1046	1062
Chain Stay Length (mm)	425	425	425	425	425	425
Bottom Bracket Drop (mm)	70	70	70	70	70	70
Stack (mm)	548	558	572	588	602	616
Reach (mm)	373	375	381	385	391	402
Stand Over Height (mm)	719	734	752	768	786	803
Handlebar Width (mm)	420	420	440	440	460	460
Stem Length (mm)	70	80	90	100	100	100
Crank Length (mm)	170	170	172.5	172.5	175	175
Wheel Size	700C	700C	700C	700C	700C	700C

The specifications, colors, and availability of the products can be subjects to alter without prior notification. For availability and prices, please contact the retailers in your city / country.



## SPECS

FRAME	
<b>SIZES</b>	XS, S, M, ML, L, XL
<b>COLORS</b>	Chameleon Saturn, Carbon
<b>FRAME</b>	Advanced-Grade Composite, 12x142mm thru-axle, disc
<b>FORK</b>	Advanced-Grade Composite, full-composite OverDrive steerer, 12mm thru-axle, disc
<b>SHOCK</b>	N/A
COMPONENTS	
<b>SEATPOST</b>	Giant D-Fuse SLR, composite

## FEATURES

- Frame: Advanced-Grade Composite, 12x142mm thru-axle, disc
- Fork: Advanced-Grade Composite, full-composite OverDrive steerer, 12mm thru-axle, disc
- Colors: Chameleon Saturn, Carbon

## GEOMETRY

FRAME	XS	S	M	ML	L	XL
Seat Tube Length (mm)	430	450	470	490	510	530
Seat Tube Angle	74.0°	73.5°	73.5°	73.0°	73.0°	73.0°
Top Tube Length (mm)	530	540	550	565	575	590
Head Tube Length (mm)	125	135	150	165	180	195
Head Tube Angle	70.5°	70.5°	70.5°	71.0°	71.0°	71.0°
Fork Rake (mm)	50	50	50	50	50	50
Trail (mm)	74.1	74.1	74.1	70.7	70.7	70.7
Wheelbase (mm)	1014	1020	1031	1036	1046	1062
Chain Stay Length (mm)	425	425	425	425	425	425
Bottom Bracket Drop (mm)	70	70	70	70	70	70
Stack (mm)	548	558	572	588	602	616
Reach (mm)	373	375	381	385	391	402
Stand Over Height (mm)	719	734	752	768	786	803
Handlebar Width (mm)	420	420	440	440	460	460
Stem Length (mm)	70	80	90	100	100	100
Crank Length (mm)	170	170	172.5	172.5	175	175
Wheel Size	700C	700C	700C	700C	700C	700C

*The specifications, colors, and availability of the products can be subjects to alter without prior notification. For availability and prices, please contact the retailers in your city / country.*



## SPECS

FRAME	
<b>SIZES</b>	XS, S, M, ML, L, XL
<b>COLORS</b>	Gunmetal Black
<b>FRAME</b>	ALUXX-Grade Aluminum, disc
<b>FORK</b>	full composite, OverDrive steerer, disc
<b>SHOCK</b>	N/A
COMPONENTS	
<b>HANDLEBAR</b>	Giant Contact XR D-Fuse, 31.85° back sweep, flared drop
<b>STEM</b>	Giant Contact, 8-degree
<b>SEATPOST</b>	Giant D-Fuse, alloy
<b>SADDLE</b>	Giant Approach
<b>PEDALS</b>	N/A
DRIVETRAIN	
<b>SHIFTERS</b>	Shimano GRX RX-600
<b>FRONT DERAILLEUR</b>	Shimano GRX RX-810
<b>REAR DERAILLEUR</b>	Shimano GRX RX-810
<b>BRAKES</b>	Shimano GRX RX-400 hydraulic
<b>BRAKE LEVERS</b>	Shimano GRX RX-600 hydraulic
<b>CASSETTE</b>	Shimano 105, 11x34
<b>CHAIN</b>	KMC X11 with Missing Link
<b>CRANKSET</b>	Praxis Alba 2D, 32/48
<b>BOTTOM BRACKET</b>	Praxis M24 BB86, press fit
WHEELS	
<b>RIMS</b>	Giant S-X2 Disc wheelset
<b>HUBS</b>	Giant S-X2 Disc wheelset
<b>SPOKES</b>	Giant S-X2 Disc wheelset
<b>TIRES</b>	Giant CrossCut AT 2 Tubeless, 700x38C

## FEATURES

- Frame: ALUXX-Grade Aluminum, disc
- Fork: full composite, OverDrive steerer, disc
- Shifters: Shimano GRX RX-600
- Crankset: Praxis Alba 2D, 32/48
- Colors: Gunmetal Black

## GEOMETRY

FRAME	XS	S	M	ML	L	XL
Seat Tube Length (mm)	430	450	470	490	510	530
Seat Tube Angle	73.5°	73.5°	73.5°	73.0°	72.5°	72.5°
Top Tube Length (mm)	530	540	550	565	575	590
Head Tube Length (mm)	125	135	150	165	180	195
Head Tube Angle	70.5°	70.5°	70.5°	71.0°	71.0°	71.0°
Fork Rake (mm)	50	50	50	50	50	50
Trail (mm)	75	75	75	71.6	71.6	71.6
Wheelbase (mm)	1019	1025	1036	1041	1051	1067
Chain Stay Length (mm)	430	430	430	430	430	430
Bottom Bracket Drop (mm)	70	70	70	70	70	70
Stack (mm)	548	558	572	588	601	615
Reach (mm)	373	375	381	385	391	402
Stand Over Height (mm)	716	731	749	765	783	800
Handlebar Width (mm)	400	420	440	440	460	460
Stem Length (mm)	70	80	90	100	100	110
Crank Length (mm)	170	170	172.5	172.5	175	175
Wheel Size	700C	700C	700C	700C	700C	700C

*The specifications, colors, and availability of the products can be subjects to alter without prior notification. For availability and prices, please contact the retailers in your city / country.*



## SPECS

FRAME	
<b>SIZES</b>	XS, S, M, ML, L, XL
<b>COLORS</b>	Desert Sage
<b>FRAME</b>	ALUXX Grade Aluminum, disc
<b>FORK</b>	full composite, OverDrive steerer, disc
<b>SHOCK</b>	N/A
COMPONENTS	
<b>HANDLEBAR</b>	Giant Contact XR D-Fuse, 31.85° back sweep, flared drop
<b>STEM</b>	Giant Contact, 8-degree
<b>SEATPOST</b>	Giant D-Fuse, alloy
<b>SADDLE</b>	Giant Approach
<b>PEDALS</b>	N/A
DRIVETRAIN	
<b>SHIFTERS</b>	Shimano GRX RX-400
<b>FRONT DERAILLEUR</b>	Shimano Tiagra
<b>REAR DERAILLEUR</b>	Shimano GRX RX-400
<b>BRAKES</b>	Shimano GRX RX-400 hydraulic
<b>BRAKE LEVERS</b>	Shimano GRX RX-400 hydraulic
<b>CASSETTE</b>	Shimano HG-500, 11x34
<b>CHAIN</b>	KMC X10 with Missing Link
<b>CRANKSET</b>	FSA Omega Adventure, 32/48
<b>BOTTOM BRACKET</b>	FSA MegaExo, press fit
WHEELS	
<b>RIMS</b>	Giant S-X2 Disc wheelset
<b>HUBS</b>	Giant S-X2 Disc wheelset
<b>SPOKES</b>	Giant S-X2 Disc wheelset
<b>TIRES</b>	Giant CrossCut AT 2 Tubeless, 700x38C

## FEATURES

- Frame: ALUXX Grade Aluminum, disc
- Fork: full composite, OverDrive steerer, disc
- Shifters: Shimano GRX RX-400
- Crankset: FSA Omega Adventure, 32/48
- Colors: Desert Sage

## GEOMETRY

FRAME	XS	S	M	ML	L	XL
Seat Tube Length (mm)	430	450	470	490	510	530
Seat Tube Angle	73.5°	73.5°	73.5°	73.0°	72.5°	72.5°
Top Tube Length (mm)	530	540	550	565	575	590
Head Tube Length (mm)	125	135	150	165	180	195
Head Tube Angle	70.5°	70.5°	70.5°	71.0°	71.0°	71.0°
Fork Rake (mm)	50	50	50	50	50	50
Trail (mm)	75	75	75	71.6	71.6	71.6
Wheelbase (mm)	1019	1025	1036	1041	1051	1067
Chain Stay Length (mm)	430	430	430	430	430	430
Bottom Bracket Drop (mm)	70	70	70	70	70	70
Stack (mm)	548	558	572	588	601	615
Reach (mm)	373	375	381	385	391	402
Stand Over Height (mm)	716	731	749	765	783	800
Handlebar Width (mm)	400	420	440	440	460	460
Stem Length (mm)	70	80	90	100	100	110
Crank Length (mm)	170	170	172.5	172.5	175	175
Wheel Size	700C	700C	700C	700C	700C	700C

*The specifications, colors, and availability of the products can be subjects to alter without prior notification. For availability and prices, please contact the retailers in your city / country.*



## SPECS

FRAME	
<b>SIZES</b>	XS, S, M, ML, L, XL
<b>COLORS</b>	Trekking Green, Concrete
<b>FRAME</b>	ALUXX Grade Aluminum, disc
<b>FORK</b>	full composite, OverDrive steerer, disc
<b>SHOCK</b>	N/A
COMPONENTS	
<b>HANDLEBAR</b>	Giant Contact XR Ergo-Control, 31.8
<b>STEM</b>	Giant Sport
<b>SEATPOST</b>	Giant D-Fuse, alloy
<b>SADDLE</b>	Giant Approach
<b>PEDALS</b>	N/A
DRIVETRAIN	
<b>SHIFTERS</b>	Shimano Sora
<b>FRONT DERAILLEUR</b>	Shimano Sora
<b>REAR DERAILLEUR</b>	Shimano Sora
<b>BRAKES</b>	Tektro MD-C550
<b>BRAKE LEVERS</b>	Shimano Sora
<b>CASSETTE</b>	Shimano CH-HG400, 11x34
<b>CHAIN</b>	KMC X9 with Missing Link
<b>CRANKSET</b>	FSA Vero Pro, 32/48
<b>BOTTOM BRACKET</b>	FSA MegaExo, press fit
WHEELS	
<b>RIMS</b>	Giant S-X2 Disc wheelset
<b>HUBS</b>	Giant S-X2 Disc wheelset
<b>SPOKES</b>	Giant S-X2 Disc wheelset
<b>TIRES</b>	Giant CrossCut AT 2 Tubeless, 700x38C

## FEATURES

- Frame: ALUXX Grade Aluminum, disc
- Fork: full composite, OverDrive steerer, disc
- Shifters: Shimano Sora
- Crankset: FSA Vero Pro, 32/48
- Colors: Trekking Green, Concrete

## GEOMETRY

FRAME	XS	S	M	ML	L	XL
Seat Tube Length (mm)	430	450	470	490	510	530
Seat Tube Angle	73.5°	73.5°	73.5°	73.0°	72.5°	72.5°
Top Tube Length (mm)	530	540	550	565	575	590
Head Tube Length (mm)	125	135	150	165	180	195
Head Tube Angle	70.5°	70.5°	70.5°	71.0°	71.0°	71.0°
Fork Rake (mm)	50	50	50	50	50	50
Trail (mm)	75	75	75	71.6	71.6	71.6
Wheelbase (mm)	1019	1025	1036	1041	1051	1067
Chain Stay Length (mm)	430	430	430	430	430	430
Bottom Bracket Drop (mm)	70	70	70	70	70	70
Stack (mm)	548	558	572	588	601	615
Reach (mm)	373	375	381	385	391	402
Stand Over Height (mm)	716	731	749	765	783	800
Handlebar Width (mm)	400	420	440	440	460	460
Stem Length (mm)	70	80	90	100	100	110
Crank Length (mm)	170	170	172.5	172.5	175	175
Wheel Size	700C	700C	700C	700C	700C	700C

*The specifications, colors, and availability of the products can be subjects to alter without prior notification. For availability and prices, please contact the retailers in your city / country.*



## SPECIFIKACIJE

OKVIR	
VELIKOSTI	S, M, L, XL
BARVE	Slate Gray
OKVIR	ALUXX SLR-Grade Aluminum, disc
VILICE	Advanced-Grade Composite, alloy OverDrive steerer, disc
AMORTIZER	N/A
KOMPONENTE	
KRMILO	Giant Contact XC, 31.8
OPORA KRMILA	Giant Contact, 8-degree
OPORA SEDEŽA	Giant D-Fuse, composite
SEDEŽ	Giant Sport
PEDALA	platform
POGON	
PRESTAVNE ROČICE	Shimano Deore
PREDNJI MENJALNIK	Shimano Deore
ZADNJI MENJALNIK	Shimano Deore
ZAVORE	Shimano BL-MT201, hydraulic disc
ZAVORNE ROČICE	Shimano BR-MT201, hydraulic disc
VERIŽNIK	Shimano CS-M4100, 11x42
VERIGA	KMC X10 with Missing Link
GONILKE Z VERIŽNIKI	FSA V-Drive, 32/44 with chainguard
BOTTOM BRACKET	FSA Mega EXA
OBROČNIKI	
OBROČI	Giant GX Disc wheelset
PESTA	Giant GX Disc wheelset
NAPERE	Giant GX Disc wheelset
PLAŠČI	Giant Sycamore S, 700x50c, FlatGuard Deflect 2
DODATKI	X-Defender protection, front and rear rack

## ZNAČILNOSTI

- Okvir: ALUXX SLR-Grade Aluminum, disc
- Vilice: Advanced-Grade Composite, alloy OverDrive steerer, disc
- Prestavne ročice: Shimano Deore
- Gonilke z verižniki: FSA V-Drive, 32/44 with chainguard
- Barve: Slate Gray

## GEOMETRIJA

OKVIR	XS	S	M	L	XL
Dolžina sedežne cevi (mm)	390	420	460	510	550
Kot sedežne cevi	73,0°	73,0°	73,0°	72,0°	71,5°
Top Tube Length (mm)	580	585	595	605	620
Višina glave okvirja (mm)	100	125	150	170	190
Krmlni kot	71,5°	71,5°	71,5°	72,0°	72,0°
Zamik vpetja osi (mm)	42	42	42	42	42
Trail (mm)	78,3	78,3	78,3	74,9	74,9
Medosna razdalja (mm)	1061	1067	1078	1071	1080
Dolžina cevi ob verigi (mm)	450	450	450	450	450
Bottom Bracket Drop (mm)	70	70	70	70	70
Oddaljenost zgornje cevi od gonilne osi (mm)	555	578	602	623	642
Doseg (mm)	410	408	411	403	405
Višina zgornje cevi (mm)	696	724	754	795	864
Širina krmila (mm)	640	640	640	690	690
Dolžina opore krmila (mm)	80	90	100	110	110
Dolžina gonilke (mm)	165	170	175	175	175
Velikost obročnikov	700C	700C	700C	700C	700C

Vse navedene specifikacije se lahko spremenijo brez obvestila.



## SPECIFIKACIJE

OKVIR	
VELIKOSTI	S, M, L, XL
BARVE	Eclipse
OKVIR	ALUXX SLR-Grade Aluminum, disc
VILICE	Advanced-Grade Composite, alloy OverDrive steerer, disc
AMORTIZER	N/A
KOMPONENTE	
KRMILO	Giant Connect XC, 31.8
OPORA KRMILA	Giant Contact, 8-degree
OPORA SEDEŽA	Giant D-Fuse, alloy
SEDEŽ	Giant Sport
PEDALA	platform
POGON	
PRESTAVNE ROČICE	Shimano Altus
PREDNJI MENJALNIK	Shimano Acera
ZADNJI MENJALNIK	Shimano Alivio
ZAVORE	Shimano BL-MT200, hydraulic disc
ZAVORNE ROČICE	Shimano BR-MT200, hydraulic disc
VERIŽNIK	Shimano HG201, 11x36
VERIGA	KMC X9 with Missing Link
GONILKE Z VERIŽNIKI	forged alloy, 28/44 with chainguard
BOTTOM BRACKET	threaded
OBROČNIKI	
OBROČI	Giant GX Disc wheelset
PESTA	Giant GX Disc wheelset
NAPERE	Giant GX Disc wheelset
PLAŠČI	Giant Sycamore S, 700x50c, FlatGuard Deflect 2

## ZNAČILNOSTI

- Okvir: ALUXX SLR-Grade Aluminum, disc
- Vilice: Advanced-Grade Composite, alloy OverDrive steerer, disc
- Prestavne ročice: Shimano Altus
- Gonilke z verižniki: forged alloy, 28/44 with chainguard
- Barve: Eclipse

## GEOMETRIJA

OKVIR	XS	S	M	L	XL
Dolžina sedežne cevi (mm)	390	420	460	510	550
Kot sedežne cevi	73,0°	73,0°	73,0°	72,0°	71,5°
Top Tube Length (mm)	580	585	595	605	620
Višina glave okvirja (mm)	100	125	150	170	190
Krmlni kot	71,5°	71,5°	71,5°	72,0°	72,0°
Zamik vpetja osi (mm)	42	42	42	42	42
Trail (mm)	78,3	78,3	78,3	74,9	74,9
Medosna razdalja (mm)	1061	1067	1078	1071	1080
Dolžina cevi ob verigi (mm)	450	450	450	450	450
Bottom Bracket Drop (mm)	70	70	70	70	70
Oddaljenost zgornje cevi od gonilne osi (mm)	555	578	602	623	642
Doseg (mm)	410	408	411	403	405
Višina zgornje cevi (mm)	696	724	754	795	864
Širina krmila (mm)	640	640	640	690	690
Dolžina opore krmila (mm)	80	90	100	110	110
Dolžina gonilke (mm)	165	170	175	175	175
Velikost obročnikov	700C	700C	700C	700C	700C

Vse navedene specifikacije se lahko spremenijo brez obvestila.



## SPECIFIKACIJE

OKVIR	
VELIKOSTI	S, M, L, XL
BARVE	Black
OKVIR	ALUXX SLR-Grade Aluminum, disc
VILICE	Advanced-Grade Composite, alloy OverDrive steerer, disc
AMORTIZER	N/A
KOMPONENTE	
KRMILO	Giant Contact XC, 31.8
OPORA KRMILA	Giant Contact, 8-degree
OPORA SEDEŽA	Giant D-Fuse, alloy
SEDEŽ	Giant Sport
PEDALA	platform
POGON	
PRESTAVNE ROČICE	Shimano Deore
PREDNJI MENJALNIK	Shimano Deore
ZADNJI MENJALNIK	Shimano Deore
ZAVORE	Shimano BL-MT201, hydraulic disc
ZAVORNE ROČICE	Shimano BR-MT201, hydraulic disc
VERIŽNIK	Shimano CSM4100, 11x42
VERIGA	KMC X10 with Missing Link
GONILKE Z VERIŽNIKI	FSA V-Drive, 32/44
BOTTOM BRACKET	FSA Mega EXA
OBROČNIKI	
OBROČI	Giant GX Disc wheelset
PESTA	Giant GX Disc wheelset
NAPERE	Giant GX Disc wheelset
PLAŠČI	Giant Sycamore S, 700x50c
DODATKI	X-Defender protection, front and rear lighting

## ZNAČILNOSTI

- Okvir: ALUXX SLR-Grade Aluminum, disc
- Vilice: Advanced-Grade Composite, alloy OverDrive steerer, disc
- Prestavne ročice: Shimano Deore
- Gonilke z verižniki: FSA V-Drive, 32/44
- Barve: Black

## GEOMETRIJA

OKVIR	XS	S	M	ML	L	XL
Dolžina sedežne cevi (mm)	390	420	460	490	520	550
Kot sedežne cevi	74,0°	73,5°	73,5°	73,0°	72,5°	72,5°
Top Tube Length (mm)	530	540	550	565	580	590
Višina glave okvirja (mm)	100	110	125	140	155	175
Krmlni kot	70,5°	70,5°	70,5°	71,0°	71,0°	71,0°
Zamik vpetja osi (mm)	42	42	42	42	42	42
Trail (mm)	82,6	82,6	82,6	79,2	79,2	79,2
Medosna razdalja (mm)	1031	1037	1048	1053	1062	1073
Dolžina cevi ob verigi (mm)	450	450	450	450	450	450
Bottom Bracket Drop (mm)	70	70	70	70	70	70
Oddaljenost zgornje cevi od gonilne osi (mm)	551	560	574	591	605	624
Doseg (mm)	372	374	380	384	389	393
Višina zgornje cevi (mm)	697	720	753	777	802	828
Širina krmila (mm)	400	420	440	440	460	460
Dolžina opore krmila (mm)	70	80	90	100	100	110
Dolžina gonilke (mm)	165	170	170	172,5	172,5	175
Velikost obročnikov	700C	700C	700C	700C	700C	700C

Vse navedene specifikacije se lahko spremenijo brez obvestila.





## SPECIFIKACIJE

OKVIR	
VELIKOSTI	S, M, L, XL
BARVE	Rosewood/Chameleon Galaxy
OKVIR	ALUXX-Grade Aluminum, disc
VILICE	Suntour NCX E LO 700C Air, 63mm, aluminum steerer
AMORTIZER	N/A
KOMPONENTE	
KRMILO	Giant Connect XC, 31.8
OPORA KRMILA	Giant Contact, 8-degree
OPORA SEDEŽA	Giant D-Fuse, composite
SEDEŽ	Giant Sport Comfort
PEDALA	platform
POGON	
PRESTAVNE ROČICE	microSHIFT Xpress Plus
PREDNJI MENJALNIK	microSHIFT XLE
ZADNJI MENJALNIK	Shimano Deore XT
ZAVORE	Shimano BL-MT400
ZAVORNE ROČICE	Shimano BR-MT400
VERIŽNIK	Shimano CS-M7000, 11x42
VERIGA	KMC X11L with Missing Link
GONILKE Z VERIŽNIKI	forged alloy, 30/46
BOTTOM BRACKET	threaded
OBROČNIKI	
OBROČI	Giant GX Disc wheelset
PESTA	Giant GX Disc wheelset
NAPERE	Giant GX Disc wheelset
PLAŠČI	Giant CrossCut AT ERT, 700x42c
DODATKI	tubeless prepared

## ZNAČILNOSTI

- Okvir: ALUXX-Grade Aluminum, disc
- Vilice: Suntour NCX E LO 700C Air, 63mm, aluminum steerer
- Prestavne ročice: microSHIFT Xpress Plus
- Gonilke z verižniki: forged alloy, 30/46
- Barve: Rosewood/Chameleon Galaxy

## GEOMETRIJA

OKVIR	XS	S	M	L	XL
Dolžina sedežne cevi (mm)	380	420	460	500	550
Kot sedežne cevi	73,0°	73,0°	73,0°	73,0°	73,0°
Top Tube Length (mm)	580	590	600	610	625
Višina glave okvirja (mm)	95	115	130	145	160
Krmlni kot	70,5°	70,5°	70,5°	70,5°	70,5°
Zamik vpetja osi (mm)	42	42	42	42	42
Trail (mm)	85	85	85	85	85
Medosna razdalja (mm)	1077	1088	1098	1109	1125
Dolžina cevi ob verigi (mm)	450	450	450	450	450
Bottom Bracket Drop (mm)	62	62	62	62	62
Oddaljenost zgornje cevi od gonilne osi (mm)	587	606	620	634	648
Doseg (mm)	400	404	410	416	427
Višina zgornje cevi (mm)	694	725	756	788	827
Širina krmila (mm)	640	640	680	680	680
Dolžina opore krmila (mm)	60	70	80	90	100
Dolžina gonilke (mm)	170	170	170	175	175
Velikost obročnikov	700C	700C	700C	700C	700C

Vse navedene specifikacije se lahko spremenijo brez obvestila.



## SPECIFIKACIJE

OKVIR	
VELIKOSTI	S, M, L, XL
BARVE	Matte Metallic Navy/Gloss Dusty Blue
OKVIR	ALUXX-Grade Aluminum, disc
VILICE	Suntour NCX-D LO 700C Air, 63mm
AMORTIZER	N/A
KOMPONENTE	
KRMILO	Giant Connect XC, 31.8
OPORA KRMILA	Giant Contact, 8-degree
OPORA SEDEŽA	Giant D-Fuse, alloy
SEDEŽ	Giant Sport Comfort
PEDALA	platform
POGON	
PRESTAVNE ROČICE	Shimano Deore
PREDNJI MENJALNIK	Shimano Deore
ZADNJI MENJALNIK	Shimano Deore
ZAVORE	Shimano BL-MT201
ZAVORNE ROČICE	Shimano BR-MT201
VERIŽNIK	Shimano CSM-4100, 11x42
VERIGA	KMC X10 with Missing Link
GONILKE Z VERIŽNIKI	forged alloy, 30/46
BOTTOM BRACKET	threaded
OBROČNIKI	
OBROČI	Giant GX Disc wheelset
PESTA	Giant GX Disc wheelset
NAPERE	Giant GX Disc wheelset
PLAŠČI	Giant CrossCut AT ERT, 700x42c
DODATKI	tubeless prepared

## ZNAČILNOSTI

- Okvir: ALUXX-Grade Aluminum, disc
- Vilice: Suntour NCX-D LO 700C Air, 63mm
- Prestavne ročice: Shimano Deore
- Gonilke z verižniki: forged alloy, 30/46
- Barve: Matte Metallic Navy/Gloss Dusty Blue

## GEOMETRIJA

OKVIR	XS	S	M	L	XL
Dolžina sedežne cevi (mm)	380	420	460	500	550
Kot sedežne cevi	73,0°	73,0°	73,0°	73,0°	73,0°
Top Tube Length (mm)	580	590	600	610	625
Višina glave okvirja (mm)	95	115	130	145	160
Krmlni kot	70,5°	70,5°	70,5°	70,5°	70,5°
Zamik vpetja osi (mm)	42	42	42	42	42
Trail (mm)	85	85	85	85	85
Medosna razdalja (mm)	1077	1088	1098	1109	1125
Dolžina cevi ob verigi (mm)	450	450	450	450	450
Bottom Bracket Drop (mm)	62	62	62	62	62
Oddaljenost zgornje cevi od gonilne osi (mm)	587	606	620	634	648
Doseg (mm)	400	404	410	416	427
Višina zgornje cevi (mm)	694	725	756	788	827
Širina krmila (mm)	640	640	680	680	680
Dolžina opore krmila (mm)	60	70	80	90	100
Dolžina gonilke (mm)	170	170	170	175	175
Velikost obročnikov	700C	700C	700C	700C	700C

Vse navedene specifikacije se lahko spremenijo brez obvestila.



## SPECIFIKACIJE

OKVIR	
VELIKOSTI	S, M, L, XL
BARVE	Metallic Blue, Charcoal
OKVIR	ALUXX-Grade Aluminum, disc
VILICE	SR Suntour NEX HLO 700C, 63mm
AMORTIZER	N/A
KOMPONENTE	
KRMILO	Giant Sport XC, 31.8
OPORA KRMILA	Giant Sport, 8-degree
OPORA SEDEŽA	Giant D-Fuse, alloy
SEDEŽ	Giant Sport Comfort
PEDALA	platform
POGON	
PRESTAVNE ROČICE	Shimano Altus
PREDNJI MENJALNIK	Shimano Acera
ZADNJI MENJALNIK	Shimano Alivio
ZAVORE	Tektro HD-M275 hydraulic disc
ZAVORNE ROČICE	Tektro HD-M275 hydraulic disc
VERIŽNIK	Shimano HG200, 11x36
VERIGA	KMC X9 with Missing Link
GONILKE Z VERIŽNIKI	forged alloy, 30/46
BOTTOM BRACKET	threaded
OBROČNIKI	
OBROČI	Giant GX Disc wheelset
PESTA	Giant GX Disc wheelset
NAPERI	Giant GX Disc wheelset
PLAŠČI	Giant CrossCut, 700x42c, anti-puncture

## ZNAČILNOSTI

- Okvir: ALUXX-Grade Aluminum, disc
- Vilice: SR Suntour NEX HLO 700C, 63mm
- Prestavne ročice: Shimano Altus
- Gonilke z verižniki: forged alloy, 30/46
- Barve: Metallic Blue, Charcoal

## GEOMETRIJA

OKVIR	XS	S	M	L	XL
Dolžina sedežne cevi (mm)	380	420	460	500	550
Kot sedežne cevi	73,0°	73,0°	73,0°	73,0°	73,0°
Top Tube Length (mm)	580	590	600	610	625
Višina glave okvirja (mm)	95	115	130	145	160
Krmlini kot	70,5°	70,5°	70,5°	70,5°	70,5°
Zamik vpetja osi (mm)	42	42	42	42	42
Trail (mm)	85	85	85	85	85
Medosna razdalja (mm)	1077	1088	1098	1109	1125
Dolžina cevi ob verigi (mm)	450	450	450	450	450
Bottom Bracket Drop (mm)	62	62	62	62	62
Oddaljenost zgornje cevi od gonilne osi (mm)	587	606	620	634	648
Doseg (mm)	400	404	410	416	427
Višina zgornje cevi (mm)	694	725	756	788	827
Širina krmila (mm)	640	640	680	680	680
Dolžina opore krmila (mm)	60	70	80	90	100
Dolžina gonilke (mm)	170	170	170	175	175
Velikost obročnikov	700C	700C	700C	700C	700C

Vse navedene specifikacije se lahko spremenijo brez obvestila.



## SPECIFIKACIJE

OKVIR	
VELIKOSTI	S, M, L, XL
BARVE	Concrete, Garnet
OKVIR	ALUXX-Grade Aluminum, disc
VILICE	SR Suntour NEX HLO 700C, 63mm
AMORTIZER	N/A
KOMPONENTE	
KRMILO	Giant Sport XC, 31.8
OPORA KRMILA	Giant Sport, 8-degree
OPORA SEDEŽA	Giant D-Fuse, alloy
SEDEŽ	Giant Sport Comfort
PEDALA	platform
POGON	
PRESTAVNE ROČICE	Shimano Altus
PREDNJI MENJALNIK	Shimano FD-TY710
ZADNJI MENJALNIK	Shimano Acera
ZAVORE	Tektro HD-M275 hydraulic disc
ZAVORNE ROČICE	Tektro HD-M275 hydraulic disc
VERIŽNIK	Shimano CS-HG31, 11x34
VERIGA	KMC Z8.3
GONILKE Z VERIŽNIKI	forged alloy, 30/46
BOTTOM BRACKET	threaded
OBROČNIKI	
OBROČI	Giant GX Disc wheelset
PESTA	Giant GX Disc wheelset
NAPERE	Giant GX Disc wheelset
PLAŠČI	Giant CrossCut, 700x42c, anti-puncture

## ZNAČILNOSTI

- Okvir: ALUXX-Grade Aluminum, disc
- Vilice: SR Suntour NEX HLO 700C, 63mm
- Prestavne ročice: Shimano Altus
- Gonilke z verižniki: forged alloy, 30/46
- Barve: Concrete, Garnet

## GEOMETRIJA

OKVIR	XS	S	M	L	XL
Dolžina sedežne cevi (mm)	380	420	460	500	550
Kot sedežne cevi	73,0°	73,0°	73,0°	73,0°	73,0°
Top Tube Length (mm)	580	590	600	610	625
Višina glave okvirja (mm)	95	115	130	145	160
Krmilni kot	70,5°	70,5°	70,5°	70,5°	70,5°
Zamik vpetja osi (mm)	42	42	42	42	42
Trail (mm)	85	85	85	85	85
Medosna razdalja (mm)	1077	1088	1098	1109	1125
Dolžina cevi ob verigi (mm)	450	450	450	450	450
Bottom Bracket Drop (mm)	62	62	62	62	62
Oddaljenost zgornje cevi od gonilne osi (mm)	587	606	620	634	648
Doseg (mm)	400	404	410	416	427
Višina zgornje cevi (mm)	694	725	756	788	827
Širina krmila (mm)	640	640	680	680	680
Dolžina opore krmila (mm)	60	70	80	90	100
Dolžina gonilke (mm)	170	170	170	175	175
Velikost obročnikov	700C	700C	700C	700C	700C

Vse navedene specifikacije se lahko spremenijo brez obvestila.



## SPECIFIKACIJE

OKVIR	
VELIKOSTI	S, M, L, XL
BARVE	Moss Green, Black
OKVIR	ALUXX-Grade Aluminum, disc
VILICE	SR Suntour NEX 700C, 63mm
AMORTIZER	N/A
KOMPONENTE	
KRMILO	Giant Sport XC, 25.4
OPORA KRMILA	Giant Sport, 15-degree, 25.4
OPORA SEDEŽA	Giant D-Fuse, alloy
SEDEŽ	Giant Sport Comfort
PEDALA	platform
POGON	
PRESTAVNE ROČICE	Shimano Altus
PREDNJI MENJALNIK	Shimano Tourney
ZADNJI MENJALNIK	Shimano Altus
ZAVORE	Tektro HD-M275 hydraulic disc
ZAVORNE ROČICE	Tektro HD-M275 hydraulic disc
VERIŽNIK	Shimano HG200, 12x32, 7-speed
VERIGA	KMC Z7
GONILKE Z VERIŽNIKI	forged alloy, 28/38/44
BOTTOM BRACKET	threaded
OBROČNIKI	
OBROČI	Giant GX Disc wheelset
PESTA	Giant GX Disc wheelset
NAPERE	Giant GX Disc wheelset
PLAŠČI	Giant CrossCut, 700x42c, anti-puncture

## ZNAČILNOSTI

- Okvir: ALUXX-Grade Aluminum, disc
- Vilice: SR Suntour NEX 700C, 63mm
- Prestavne ročice: Shimano Altus
- Gonilke z verižniki: forged alloy, 28/38/44
- Barve: Moss Green, Black

## GEOMETRIJA

OKVIR	XS	S	M	L	XL
Dolžina sedežne cevi (mm)	380	420	460	500	550
Kot sedežne cevi	73,0°	73,0°	73,0°	73,0°	73,0°
Top Tube Length (mm)	580	590	600	610	625
Višina glave okvirja (mm)	95	115	130	145	160
Krmlni kot	70,5°	70,5°	70,5°	70,5°	70,5°
Zamik vpetja osi (mm)	42	42	42	42	42
Trail (mm)	85	85	85	85	85
Medosna razdalja (mm)	1077	1088	1098	1109	1125
Dolžina cevi ob verigi (mm)	450	450	450	450	450
Bottom Bracket Drop (mm)	62	62	62	62	62
Oddaljenost zgornje cevi od gonilne osi (mm)	587	606	620	634	648
Doseg (mm)	400	404	410	416	427
Višina zgornje cevi (mm)	694	725	756	788	827
Širina krmila (mm)	640	640	680	680	680
Dolžina opore krmila (mm)	60	70	80	90	100
Dolžina gonilke (mm)	170	170	170	175	175
Velikost obročnikov	700C	700C	700C	700C	700C

Vse navedene specifikacije se lahko spremenijo brez obvestila.



## SPECIFIKACIJE

OKVIR	
VELIKOSTI	S, M, L, XL
BARVE	Charcoal
OKVIR	ALUXX-Grade Aluminum, disc
VILICE	SR Suntour NEX HLO 700C, 63mm
AMORTIZER	N/A
KOMPONENTE	
KRMILO	Giant Sport XC, 31.8
OPORA KRMILA	Giant Sport, 8-degree
OPORA SEDEŽA	Giant D-Fuse, alloy
SEDEŽ	Giant Sport Comfort
PEDALA	platform
POGON	
PRESTAVNE ROČICE	Shimano Altus
PREDNJI MENJALNIK	Shimano Acera
ZADNJI MENJALNIK	Shimano Alivio
ZAVORE	Tektro HD-M275 hydraulic disc
ZAVORNE ROČICE	Tektro HD-M275 hydraulic disc
VERIŽNIK	Shimano HG200, 11x36
VERIGA	KMC X9 with Missing Link
GONILKE Z VERIŽNIKI	Shimano MT-210, 30/46
BOTTOM BRACKET	threaded
OBROČNIKI	
OBROČI	Giant GX Disc wheelset
PESTA	Giant GX Disc wheelset
NAPERE	Giant GX Disc wheelset
PLAŠČI	Giant CrossCut, 700x42c, anti-puncture
DODATKI	fender, kickstand, front and rear lights

## ZNAČILNOSTI

- Okvir: ALUXX-Grade Aluminum, disc
- Vilice: SR Suntour NEX HLO 700C, 63mm
- Prestavne ročice: Shimano Altus
- Gonilke z verižniki: Shimano MT-210, 30/46
- Barve: Charcoal

## GEOMETRIJA

OKVIR	XS	S	M	L	XL
Dolžina sedežne cevi (mm)	380	420	460	500	550
Kot sedežne cevi	73,0°	73,0°	73,0°	73,0°	73,0°
Top Tube Length (mm)	580	590	600	610	625
Višina glave okvirja (mm)	95	115	130	145	160
Krmlni kot	70,5°	70,5°	70,5°	70,5°	70,5°
Zamik vpetja osi (mm)	42	42	42	42	42
Trail (mm)	85	85	85	85	85
Medosna razdalja (mm)	1077	1088	1098	1109	1125
Dolžina cevi ob verigi (mm)	450	450	450	450	450
Bottom Bracket Drop (mm)	62	62	62	62	62
Oddaljenost zgornje cevi od gonilne osi (mm)	587	606	620	634	648
Doseg (mm)	400	404	410	416	427
Višina zgornje cevi (mm)	694	725	756	788	827
Širina krmila (mm)	640	640	680	680	680
Dolžina opore krmila (mm)	60	70	80	90	100
Dolžina gonilke (mm)	170	170	170	175	175
Velikost obročnikov	700C	700C	700C	700C	700C

Vse navedene specifikacije se lahko spremenijo brez obvestila.





# ADRENALINE UNLEASHED



# MOUNTAIN

From high mountain peaks to deep forest singletrack, mountain biking is the ultimate escape. These XC, trail and downhill bikes help you go faster and have more fun in the dirt.

## MOUNTAIN

ANTHEM ADVANCED PRO	106
ANTHEM 29	109
XTC ADVANCED SL	111
XTC ADVANCED 29	113
XTC SLR 29	117
FATHOM 29	119
FATHOM	121
TRANCE X ADVANCED PRO 29	123
TRANCE ADVANCED PRO 29	126
TRANCE ADVANCED	129
TRANCE X 29	130
TRANCE 29	133
TRANCE	136
TALON 29	137
TALON	145
STANCE 29	152
REIGN ADVANCED PRO 29	154
REIGN 29	158
REIGN SX	161
ATX	162
YUKON	164



## SPECS

FRAME	
<b>SIZES</b>	S, M, L, XL
<b>COLORS</b>	Matte Black/Gloss Carbon/Chrome
<b>FRAME</b>	Advanced-Grade Composite front and rear triangles, 90mm Maestro suspension
<b>FORK</b>	Fox 32 Float SC Performance Elite Remote, 100mm, FIT4 damper, remote lockout, Boost 15x110 Kabolt, 44mm offset, custom tuned for Giant
<b>SHOCK</b>	Fox Float DPS Performance Elite Remote, 165/42.5, custom tuned for Giant
COMPONENTS	
<b>HANDLEBAR</b>	Giant Contact SLR XC Flat, 750x31.8
<b>STEM</b>	Giant Contact SL
<b>SEATPOST</b>	Giant Contact, composite, 27.2mm
<b>SADDLE</b>	Contact SL (neutral)
<b>PEDALS</b>	platform
DRIVETRAIN	
<b>SHIFTERS</b>	Shimano Deore XT, 1x12 I-spec EV
<b>FRONT DERAILLEUR</b>	N/A
<b>REAR DERAILLEUR</b>	Shimano Deore XT
<b>BRAKES</b>	Shimano Deore XT
<b>BRAKE LEVERS</b>	Shimano Deore XT
<b>CASSETTE</b>	Shimano Deore XT, 10x51
<b>CHAIN</b>	KMC X-12
<b>CRANKSET</b>	Shimano Deore XT, 32t
<b>BOTTOM BRACKET</b>	Shimano, press fit
WHEELS	
<b>RIMS</b>	Giant XCR-1 29 WheelSystem
<b>HUBS</b>	Giant XCR-1 29 WheelSystem
<b>SPOKES</b>	Giant XCR-1 29 WheelSystem
<b>TIRES</b>	Maxxis Recon Race 29x2.25, foldable, TLR, EXO, tubeless
<b>EXTRAS</b>	tubeless prepared

## FEATURES

- Frame: Advanced-Grade Composite front and rear triangles, 90mm Maestro suspension
- Fork: Fox 32 Float SC Performance Elite Remote, 100mm, FIT4 damper, remote lockout, Boost 15x110 Kabolt, 44mm offset, custom tuned for Giant
- Shifters: Shimano Deore XT, 1x12 I-spec EV
- Crankset: Shimano Deore XT, 32t
- Colors: Matte Black/Gloss Carbon/Chrome

## GEOMETRY

FRAME	S	M	L	XL
Seat Tube Length (mm)	390	440	490	535
Seat Tube Angle	73.5°	73.5°	73.5°	73.5°
Top Tube Length (mm)	590	610	630	650
Head Tube Length (mm)	95	95	105	115
Head Tube Angle	69.0°	69.0°	69.0°	69.0°
Fork Rake (mm)	51	51	51	51
Trail (mm)	88.9	88.9	89	89
Wheelbase (mm)	1113	1133	1154	1175
Chain Stay Length (mm)	438	438	438	438
Bottom Bracket Drop (mm)	45	45	45	45
Stack (mm)	585	585	594	604
Reach (mm)	417	437	454	471
Stand Over Height (mm)	747	780	817	843
Handlebar Width (mm)	780	780	780	780
Stem Length (mm)	60	70	80	90
Crank Length (mm)	170	175	175	175
Wheel Size	29"	29"	29"	29"

*The specifications, colors, and availability of the products can be subjects to alter without prior notification. For availability and prices, please contact the retailers in your city / country.*



## SPECS

FRAME	
<b>SIZES</b>	S, M, L, XL
<b>COLORS</b>	Teal
<b>FRAME</b>	Advanced-Grade Composite front and rear triangles, 90mm Maestro suspension
<b>FORK</b>	Fox 32 Float Rhythm, 100mm, GRIP damper, two-position GRIP remote push to unlock, Boost 15x110 Kabolt, 44mm offset, custom tuned for Giant
<b>SHOCK</b>	Fox Float DPS Performance, 165/42.5, custom tuned for Giant
COMPONENTS	
<b>HANDLEBAR</b>	Giant Contact SL XC Flat, 780x31.8
<b>STEM</b>	Giant Contact SL
<b>SEATPOST</b>	Giant Contact, composite, 27.2mm
<b>SADDLE</b>	Contact (neutral)
<b>PEDALS</b>	platform
DRIVETRAIN	
<b>SHIFTERS</b>	Shimano SLX
<b>FRONT DERAILLEUR</b>	N/A
<b>REAR DERAILLEUR</b>	Shimano SLX, Shadow+
<b>BRAKES</b>	Shimano M6100
<b>BRAKE LEVERS</b>	Shimano M6000
<b>CASSETTE</b>	Shimano SLX, 10x51
<b>CHAIN</b>	KMC X-12
<b>CRANKSET</b>	Shimano SLX, 32t
<b>BOTTOM BRACKET</b>	Shimano, press fit
WHEELS	
<b>RIMS</b>	Giant XCR-2 29 WheelSystem
<b>HUBS</b>	Giant XCR-2 29 WheelSystem
<b>SPOKES</b>	Giant XCR-2 29 WheelSystem
<b>TIRES</b>	[F] Maxxis Recon Race 29x2.35, foldable, TLR, EXO, tubeless, [R] Maxxis Recon Race 29x2.25, foldable, TLR, EXO, tubeless
<b>EXTRAS</b>	tubeless prepared

## FEATURES

- Frame: Advanced-Grade Composite front and rear triangles, 90mm Maestro suspension
- Fork: Fox 32 Float Rhythm, 100mm, GRIP damper, two-position GRIP remote push to unlock, Boost 15x110 Kabolt, 44mm offset, custom tuned for Giant
- Shifters: Shimano SLX
- Crankset: Shimano SLX, 32t
- Colors: Teal

## GEOMETRY

FRAME	S	M	L	XL
Seat Tube Length (mm)	390	440	490	535
Seat Tube Angle	73.5°	73.5°	73.5°	73.5°
Top Tube Length (mm)	590	610	630	650
Head Tube Length (mm)	95	95	105	115
Head Tube Angle	69.0°	69.0°	69.0°	69.0°
Fork Rake (mm)	51	51	51	51
Trail (mm)	88.9	88.9	89	89
Wheelbase (mm)	1113	1133	1154	1175
Chain Stay Length (mm)	438	438	438	438
Bottom Bracket Drop (mm)	45	45	45	45
Stack (mm)	585	585	594	604
Reach (mm)	417	437	454	471
Stand Over Height (mm)	747	780	817	843
Handlebar Width (mm)	780	780	780	780
Stem Length (mm)	60	70	80	90
Crank Length (mm)	170	175	175	175
Wheel Size	29"	29"	29"	29"

*The specifications, colors, and availability of the products can be subjects to alter without prior notification. For availability and prices, please contact the retailers in your city / country.*

# ANTHEM ADVANCED PRO 29

OFF-ROAD

## World Champion Frameset



### SPECIFIKACIJE

OKVIR	
VELIKOSTI	S, M, L, XL
BARVE	Black / World Champ Colors
OKVIR	Advanced-Grade Composite front and rear triangles, 90mm Maestro suspension

### ZNAČILNOSTI

- Okvir: Advanced-Grade Composite front and rear triangles, 90mm Maestro suspension
- Barve: Black / World Champ Colors

### GEOMETRIJA

OKVIR	S	M	L	XL
Dolžina sedežne cevi (mm)	390	440	490	535
Kot sedežne cevi	73,5°	73,5°	73,5°	73,5°
Top Tube Length (mm)	590	610	630	650
Višina glave okvirja (mm)	95	95	105	115
Krmilni kot	69,0°	69,0°	69,0°	69,0°
Zamik vpetja osi (mm)	51	51	51	51
Trail (mm)	89	89	89	89
Medosna razdalja (mm)	1113	1133	1154	1175
Dolžina cevi ob verigi (mm)	438	438	438	438
Bottom Bracket Drop (mm)	45	45	45	45
Oddaljenost zgornje cevi od gonilne osi (mm)	585	585	594	604
Doseg (mm)	417	437	454	471
Višina zgornje cevi (mm)	747	780	817	843
Velikost obročnikov	29"	29"	29"	29"

Vse navedene specifikacije se lahko spremenijo brez obvestila.



## SPECS

FRAME	
<b>SIZES</b>	S, M, L, XL
<b>COLORS</b>	Balsam Green/Smoke Metal
<b>FRAME</b>	ALUXX SL-Grade Aluminum, 90mm Maestro suspension
<b>FORK</b>	Fox 32 Float SC Performance, 100mm, GRIP damper, 44mm offset, Boost 15x110, KaBolt, custom tuned for Giant
<b>SHOCK</b>	Fox Float DPS Performance, 165/42.5, custom tuned for Giant
COMPONENTS	
<b>HANDLEBAR</b>	Giant Contact SL XC Flat, 780x31.8
<b>STEM</b>	Giant Contact
<b>SEATPOST</b>	Giant Contact, 27.2mm
<b>SADDLE</b>	Contact SL (neutral)
<b>PEDALS</b>	platform
DRIVETRAIN	
<b>SHIFTERS</b>	Shimano SLX
<b>FRONT DERAILLEUR</b>	N/A
<b>REAR DERAILLEUR</b>	Shimano SLX
<b>BRAKES</b>	Shimano MT500
<b>BRAKE LEVERS</b>	Shimano MT501
<b>CASSETTE</b>	Shimano SLX, 10x51
<b>CHAIN</b>	KMC X-12
<b>CRANKSET</b>	Shimano SLX, 32t
<b>BOTTOM BRACKET</b>	Shimano, press fit
WHEELS	
<b>RIMS</b>	Giant XCT 29 alloy
<b>HUBS</b>	Shimano, sealed bearing
<b>SPOKES</b>	Sapim
<b>TIRES</b>	[F] Maxxis Recon Race 29x2.35, foldable, TLR, EXO, tubeless, [R] Maxxis Recon Race 29x2.25, foldable, TLR, EXO, tubeless
<b>EXTRAS</b>	tubeless prepared

## FEATURES

- Frame: ALUXX SL-Grade Aluminum, 90mm Maestro suspension
- Fork: Fox 32 Float SC Performance, 100mm, GRIP damper, 44mm offset, Boost 15x110, KaBolt, custom tuned for Giant
- Shifters: Shimano SLX
- Crankset: Shimano SLX, 32t
- Colors: Balsam Green/Smoke Metal

## GEOMETRY

FRAME	S	M	L	XL
Seat Tube Length (mm)	390	440	490	535
Seat Tube Angle	73.5°	73.5°	73.5°	73.5°
Top Tube Length (mm)	590	610	630	650
Head Tube Length (mm)	95	95	105	115
Head Tube Angle	69.0°	69.0°	69.0°	69.0°
Fork Rake (mm)	51	51	51	51
Trail (mm)	88.9	88.9	89	89
Wheelbase (mm)	1113	1133	1154	1175
Chain Stay Length (mm)	438	438	438	438
Bottom Bracket Drop (mm)	45	45	45	45
Stack (mm)	585	585	594	604
Reach (mm)	417	437	454	471
Stand Over Height (mm)	740	761	796	828
Handlebar Width (mm)	780	780	780	780
Stem Length (mm)	60	70	80	90
Crank Length (mm)	170	175	175	175
Wheel Size	29"	29"	29"	29"

*The specifications, colors, and availability of the products can be subjects to alter without prior notification. For availability and prices, please contact the retailers in your city / country.*



## SPECS

FRAME	
<b>SIZES</b>	S, M, L, XL
<b>COLORS</b>	Matte Black/Gloss Charcoal/Gloss Black
<b>FRAME</b>	ALUXX SL-Grade Aluminum, 90mm Maestro suspension
<b>FORK</b>	RockShox Recon Silver RL, 100mm, Boost 15x110 QR, 51mm offset, Maxle Stealth, custom tuned for Giant
<b>SHOCK</b>	RockShox Deluxe Select+, RT, Solo Air, 165/42.5, custom tuned for Giant
COMPONENTS	
<b>HANDLEBAR</b>	Giant Contact SL XC Flat, 780x31.8
<b>STEM</b>	Giant Contact
<b>SEATPOST</b>	Giant Contact, 27.2mm
<b>SADDLE</b>	Giant Contact (neutral)
<b>PEDALS</b>	platform
DRIVETRAIN	
<b>SHIFTERS</b>	Shimano Deore
<b>FRONT DERAILLEUR</b>	N/A
<b>REAR DERAILLEUR</b>	Shimano Deore
<b>BRAKES</b>	Shimano MT410
<b>BRAKE LEVERS</b>	Shimano MT401
<b>CASSETTE</b>	Shimano Deore, 10x51
<b>CHAIN</b>	Shimano
<b>CRANKSET</b>	Praxis Cadet Boost, 32t
<b>BOTTOM BRACKET</b>	Praxis, press fit
WHEELS	
<b>RIMS</b>	Giant XCT 29 alloy
<b>HUBS</b>	Shimano, sealed bearing
<b>SPOKES</b>	Sapim
<b>TIRES</b>	[F] Maxxis Recon Race 29x2.35, foldable, TLR, EXO, tubeless, [R] Maxxis Recon Race 29x2.25, foldable, TLR, EXO, tubeless
<b>EXTRAS</b>	tubeless prepared

## FEATURES

- Frame: ALUXX SL-Grade Aluminum, 90mm Maestro suspension
- Fork: RockShox Recon Silver RL, 100mm, Boost 15x110 QR, 51mm offset, Maxle Stealth, custom tuned for Giant
- Shifters: Shimano Deore
- Crankset: Praxis Cadet Boost, 32t
- Colors: Matte Black/Gloss Charcoal/Gloss Black

## GEOMETRY

FRAME	S	M	L	XL
Seat Tube Length (mm)	390	440	490	535
Seat Tube Angle	73.5°	73.5°	73.5°	73.5°
Top Tube Length (mm)	590	610	630	650
Head Tube Length (mm)	95	95	105	115
Head Tube Angle	69.0°	69.0°	69.0°	69.0°
Fork Rake (mm)	51	51	51	51
Trail (mm)	88.9	88.9	89	89
Wheelbase (mm)	1113	1133	1154	1175
Chain Stay Length (mm)	438	438	438	438
Bottom Bracket Drop (mm)	45	45	45	45
Stack (mm)	585	585	594	604
Reach (mm)	417	437	454	471
Stand Over Height (mm)	740	761	796	828
Handlebar Width (mm)	780	780	780	780
Stem Length (mm)	60	70	80	90
Crank Length (mm)	170	175	175	175
Wheel Size	29"	29"	29"	29"

*The specifications, colors, and availability of the products can be subjects to alter without prior notification. For availability and prices, please contact the retailers in your city / country.*



## SPECS

FRAME	
<b>SIZES</b>	S, M, L, XL
<b>COLORS</b>	Carbon/Metallic Black
<b>FRAME</b>	Advanced SL-Grade Composite
<b>FORK</b>	Fox 32 Float SC Factory, 100mm, FIT4 damper, 44mm offset, Boost 15x110 KaBolt, tapered steerer, remote lockout
<b>SHOCK</b>	N/A
COMPONENTS	
<b>HANDLEBAR</b>	Giant Contact SLR XC Flat, composite 750x31.8
<b>STEM</b>	Giant Contact SLR, composite
<b>SEATPOST</b>	Fox Transfer, 100mm, 30.9, Shimano remote
<b>SADDLE</b>	Giant Contact SL (neutral)
<b>PEDALS</b>	platform
DRIVETRAIN	
<b>SHIFTERS</b>	Shimano XTR
<b>FRONT DERAILLEUR</b>	N/A
<b>REAR DERAILLEUR</b>	Shimano XTR
<b>BRAKES</b>	Shimano XTR
<b>BRAKE LEVERS</b>	Shimano XTR
<b>CASSETTE</b>	Shimano XTR, 10x51
<b>CHAIN</b>	Shimano XTR
<b>CRANKSET</b>	Shimano XTR, 34t with MRP chainguide
<b>BOTTOM BRACKET</b>	Shimano, press fit
WHEELS	
<b>RIMS</b>	Giant XCR-0 29 WheelSystem
<b>HUBS</b>	Giant XCR-0 29 WheelSystem
<b>SPOKES</b>	Giant XCR-0 29 WheelSystem
<b>TIRES</b>	Maxxis Aspen 29x2.25, foldable, TLR, EXO, tubeless
<b>EXTRAS</b>	tubeless prepared

## FEATURES

- Frame: Advanced SL-Grade Composite
- Fork: Fox 32 Float SC Factory, 100mm, FIT4 damper, 44mm offset, Boost 15x110 KaBolt, tapered steerer, remote lockout
- Shifters: Shimano XTR
- Crankset: Shimano XTR, 34t with MRP chainguide
- Colors: Carbon/Metallic Black

## GEOMETRY

FRAME	S	M	L	XL
Seat Tube Length (mm)	380	431	475	525
Seat Tube Angle	73.5°	73.5°	73.5°	73.5°
Top Tube Length (mm)	595	614	635	665
Head Tube Length (mm)	95	95	105	115
Head Tube Angle	69.5°	69.5°	70.0°	70.0°
Fork Rake (mm)	43	43	43	43
Trail (mm)	94.9	94.9	94.9	94.9
Wheelbase (mm)	1087	1106	1128	1159
Chain Stay Length (mm)	425	425	425	425
Bottom Bracket Drop (mm)	58	58	58	58
Stack (mm)	604	604	613	632
Reach (mm)	416	435	435	477
Stand Over Height (mm)	737	764	791	829
Handlebar Width (mm)	780	780	780	780
Stem Length (mm)	60	70	80	90
Crank Length (mm)	170	175	175	175
Wheel Size	29"	29"	29"	29"

*The specifications, colors, and availability of the products can be subjects to alter without prior notification. For availability and prices, please contact the retailers in your city / country.*



## SPECS

FRAME	
<b>SIZES</b>	S, M, L, XL
<b>COLORS</b>	Chameleon Neptune/Candy Navy/Chrome
<b>FRAME</b>	Advanced SL-Grade Composite
<b>FORK</b>	RockShox SID SL Select, 100mm, Charger 2 RL damper, 44mm offset, 15x110 Maxle Stealth, remote lockout
<b>SHOCK</b>	N/A
COMPONENTS	
<b>HANDLEBAR</b>	Giant Contact SL XC Flat, 750x31.8
<b>STEM</b>	Giant Contact SL
<b>SEATPOST</b>	Giant Contact Switch, 100mm, 30.9, Shimano remote
<b>SADDLE</b>	Giant Contact SL (neutral)
<b>PEDALS</b>	platform
DRIVETRAIN	
<b>SHIFTERS</b>	Shimano Deore XT
<b>FRONT DERAILLEUR</b>	N/A
<b>REAR DERAILLEUR</b>	Shimano Deore XT
<b>BRAKES</b>	Shimano Deore XT
<b>BRAKE LEVERS</b>	Shimano Deore XT
<b>CASSETTE</b>	Shimano Deore XT, 10x51
<b>CHAIN</b>	KMC X-12
<b>CRANKSET</b>	Shimano Deore XT, 34t
<b>BOTTOM BRACKET</b>	Shimano, press fit
WHEELS	
<b>RIMS</b>	Giant XCR-1 29 WheelSystem
<b>HUBS</b>	Giant XCR-1 29 WheelSystem
<b>SPOKES</b>	Giant XCR-1 29 WheelSystem
<b>TIRES</b>	Maxxis Aspen 29x2.25, foldable, TLR, EXO, tubeless
<b>EXTRAS</b>	tubeless prepared

## FEATURES

- Frame: Advanced SL-Grade Composite
- Fork: RockShox SID SL Select, 100mm, Charger 2 RL damper, 44mm offset, 15x110 Maxle Stealth, remote lockout
- Shifters: Shimano Deore XT
- Crankset: Shimano Deore XT, 34t
- Colors: Chameleon Neptune/Candy Navy/Chrome

## GEOMETRY

FRAME	S	M	L	XL
Seat Tube Length (mm)	380	431	475	525
Seat Tube Angle	73.5°	73.5°	73.5°	73.5°
Top Tube Length (mm)	595	614	635	665
Head Tube Length (mm)	95	95	105	115
Head Tube Angle	69.5°	69.5°	70.0°	70.0°
Fork Rake (mm)	43	43	43	43
Trail (mm)	94.9	94.9	94.9	94.9
Wheelbase (mm)	1087	1106	1128	1159
Chain Stay Length (mm)	425	425	425	425
Bottom Bracket Drop (mm)	58	58	58	58
Stack (mm)	604	604	613	632
Reach (mm)	416	435	435	477
Stand Over Height (mm)	737	764	791	829
Handlebar Width (mm)	780	780	780	780
Stem Length (mm)	60	70	80	90
Crank Length (mm)	170	175	175	175
Wheel Size	29"	29"	29"	29"

*The specifications, colors, and availability of the products can be subjects to alter without prior notification. For availability and prices, please contact the retailers in your city / country.*





## SPECS

FRAME	
<b>SIZES</b>	S, M, L, XL
<b>COLORS</b>	Chameleon Mars/Metallic Black
<b>FRAME</b>	Advanced-Grade Composite
<b>FORK</b>	Fox 32 Float SC Performance, 100mm, GRIP damper, 44mm offset, two-position remote lockout, Boost 15x110 KaBolt
<b>SHOCK</b>	N/A
COMPONENTS	
<b>HANDLEBAR</b>	Giant Contact SL XC Flat, 780x31.8
<b>STEM</b>	Giant Contact
<b>SEATPOST</b>	Giant Contact Switch, 100mm, 30.9, vertical remote
<b>SADDLE</b>	Giant Contact SL (neutral)
<b>PEDALS</b>	platform
DRIVETRAIN	
<b>SHIFTERS</b>	Shimano Deore XT
<b>FRONT DERAILLEUR</b>	N/A
<b>REAR DERAILLEUR</b>	Shimano Deore XT
<b>BRAKES</b>	Shimano Deore XT
<b>BRAKE LEVERS</b>	Shimano Deore XT
<b>CASSETTE</b>	Shimano SLX, 10x51
<b>CHAIN</b>	KMC X-12
<b>CRANKSET</b>	Shimano Deore XT, 32t
<b>BOTTOM BRACKET</b>	Shimano, press fit
WHEELS	
<b>RIMS</b>	Giant XCR-2 29 WheelSystem
<b>HUBS</b>	Giant XCR-2 29 WheelSystem
<b>SPOKES</b>	Giant XCR-2 29 WheelSystem
<b>TIRES</b>	Maxxis Recon Race 29x2.25, foldable, TLR, EXO, tubeless
<b>EXTRAS</b>	tubeless prepared

## FEATURES

- Frame: Advanced-Grade Composite
- Fork: Fox 32 Float SC Performance, 100mm, GRIP damper, 44mm offset, two-position remote lockout, Boost 15x110 KaBolt
- Shifters: Shimano Deore XT
- Crankset: Shimano Deore XT, 32t
- Colors: Chameleon Mars/Metallic Black

## GEOMETRY

FRAME	S	M	L	XL
Seat Tube Length (mm)	380	431	475	525
Seat Tube Angle	73.5°	73.5°	73.5°	73.5°
Top Tube Length (mm)	595	614	635	665
Head Tube Length (mm)	95	95	105	115
Head Tube Angle	69.5°	69.5°	70.0°	70.0°
Fork Rake (mm)	43	43	43	43
Trail (mm)	94.9	94.9	94.9	94.9
Wheelbase (mm)	1087	1106	1128	1159
Chain Stay Length (mm)	425	425	425	425
Bottom Bracket Drop (mm)	58	58	58	58
Stack (mm)	604	604	613	632
Reach (mm)	416	435	435	477
Stand Over Height (mm)	737	764	791	829
Handlebar Width (mm)	780	780	780	780
Stem Length (mm)	60	70	80	90
Crank Length (mm)	170	175	175	175
Wheel Size	29"	29"	29"	29"

*The specifications, colors, and availability of the products can be subjects to alter without prior notification. For availability and prices, please contact the retailers in your city / country.*



## SPECS

FRAME	
<b>SIZES</b>	S, M, L, XL
<b>COLORS</b>	Chameleon Mars/Metallic Black
<b>FRAME</b>	Advanced-Grade Composite
<b>FORK</b>	RockShox Reba RL, 100mm, 44 51mm offset, Boost 15x110mm Maxle Stealth, tapered steerer, remote lockout
<b>SHOCK</b>	N/A
COMPONENTS	
<b>HANDLEBAR</b>	Giant Contact SL XC Flat, 780x31.8
<b>STEM</b>	Giant Contact
<b>SEATPOST</b>	Giant Contact, composite, 30.9
<b>SADDLE</b>	Giant Contact (neutral)
<b>PEDALS</b>	platform
DRIVETRAIN	
<b>SHIFTERS</b>	SRAM NX Eagle
<b>FRONT DERAILLEUR</b>	N/A
<b>REAR DERAILLEUR</b>	SRAM NX Eagle
<b>BRAKES</b>	Shimano MT500
<b>BRAKE LEVERS</b>	Shimano MT501
<b>CASSETTE</b>	SRAM NX Eagle, 11x50
<b>CHAIN</b>	SRAM NX Eagle
<b>CRANKSET</b>	TruVativ Descendent 6k, Eagle, 32t
<b>BOTTOM BRACKET</b>	SRAM DUB, press fit
WHEELS	
<b>RIMS</b>	Giant XCR-2 29 WheelSystem
<b>HUBS</b>	Giant XCR-2 29 WheelSystem
<b>SPOKES</b>	Giant XCR-2 29 WheelSystem
<b>TIRES</b>	Maxxis Recon Race 29x2.25, foldable, TLR, EXO, tubeless
<b>EXTRAS</b>	tubeless prepared

## FEATURES

- Frame: Advanced-Grade Composite
- Fork: RockShox Reba RL, 100mm, 44 51mm offset, Boost 15x110mm Maxle Stealth, tapered steerer, remote lockout
- Shifters: SRAM NX Eagle
- Crankset: TruVativ Descendent 6k, Eagle, 32t
- Colors: Chameleon Mars/Metallic Black

## GEOMETRY

FRAME	S	M	L	XL
Seat Tube Length (mm)	380	431	475	525
Seat Tube Angle	73.5°	73.5°	73.5°	73.5°
Top Tube Length (mm)	595	614	635	665
Head Tube Length (mm)	95	95	105	115
Head Tube Angle	69.5°	69.5°	70.0°	70.0°
Fork Rake (mm)	43	43	43	43
Trail (mm)	94.9	94.9	94.9	94.9
Wheelbase (mm)	1087	1106	1128	1159
Chain Stay Length (mm)	425	425	425	425
Bottom Bracket Drop (mm)	58	58	58	58
Stack (mm)	604	604	613	632
Reach (mm)	416	435	435	477
Stand Over Height (mm)	737	764	791	829
Handlebar Width (mm)	780	780	780	780
Stem Length (mm)	60	70	80	90
Crank Length (mm)	170	175	175	175
Wheel Size	29"	29"	29"	29"

*The specifications, colors, and availability of the products can be subjects to alter without prior notification. For availability and prices, please contact the retailers in your city / country.*



## SPECS

FRAME	
<b>SIZES</b>	S, M, L, XL
<b>COLORS</b>	Teal/Carbon
<b>FRAME</b>	Advanced-Grade Composite
<b>FORK</b>	RockShox Recon Silver RL, remote lockout, Boost 15X110 Maxle Stealth, 100mm, remote lockout
<b>SHOCK</b>	N/A
COMPONENTS	
<b>HANDLEBAR</b>	Giant Contact SL XC Flat, 780x31.8
<b>STEM</b>	Giant Contact
<b>SEATPOST</b>	Giant Connect, 30.9
<b>SADDLE</b>	Giant Contact (neutral)
<b>PEDALS</b>	platform
DRIVETRAIN	
<b>SHIFTERS</b>	Shimano SLX
<b>FRONT DERAILLEUR</b>	N/A
<b>REAR DERAILLEUR</b>	Shimano SLX
<b>BRAKES</b>	Shimano MT500
<b>BRAKE LEVERS</b>	Shimano MT501
<b>CASSETTE</b>	Shimano SLX, 10x51
<b>CHAIN</b>	KMC X-12
<b>CRANKSET</b>	Shimano SLX, 32t
<b>BOTTOM BRACKET</b>	Shimano, press fit
WHEELS	
<b>RIMS</b>	Giant XCT 29" alloy
<b>HUBS</b>	Shimano, sealed bearing
<b>SPOKES</b>	Sapim
<b>TIRES</b>	Maxxis Recon Race 29x2.25, foldable, TLR, EXO, tubeless
<b>EXTRAS</b>	tubeless prepared

## FEATURES

- Frame: Advanced-Grade Composite
- Fork: RockShox Recon Silver RL, remote lockout, Boost 15X110 Maxle Stealth, 100mm, remote lockout
- Shifters: Shimano SLX
- Crankset: Shimano SLX, 32t
- Colors: Teal/Carbon

## GEOMETRY

FRAME	S	M	L	XL
Seat Tube Length (mm)	380	431	475	525
Seat Tube Angle	73.5°	73.5°	73.5°	73.5°
Top Tube Length (mm)	595	614	635	665
Head Tube Length (mm)	95	95	105	115
Head Tube Angle	69.5°	69.5°	70.0°	70.0°
Fork Rake (mm)	43	43	43	43
Trail (mm)	94.9	94.9	94.9	94.9
Wheelbase (mm)	1087	1106	1128	1159
Chain Stay Length (mm)	425	425	425	425
Bottom Bracket Drop (mm)	58	58	58	58
Stack (mm)	604	604	613	632
Reach (mm)	416	435	435	477
Stand Over Height (mm)	737	764	791	829
Handlebar Width (mm)	780	780	780	780
Stem Length (mm)	60	70	80	90
Crank Length (mm)	170	175	175	175
Wheel Size	29"	29"	29"	29"

*The specifications, colors, and availability of the products can be subjects to alter without prior notification. For availability and prices, please contact the retailers in your city / country.*



## SPECS

FRAME	
<b>SIZES</b>	S, M, L, XL
<b>COLORS</b>	Carbon/Balsam Green
<b>FRAME</b>	Advanced-Grade Composite
<b>FORK</b>	Giant Crest 34 RRL, 100mm, remote lockout
<b>SHOCK</b>	N/A
COMPONENTS	
<b>HANDLEBAR</b>	Giant Contact SL XC Flat, 780x31.8
<b>STEM</b>	Giant Contact
<b>SEATPOST</b>	Giant Connect, 30.9
<b>SADDLE</b>	Giant Contact (neutral)
<b>PEDALS</b>	platform
DRIVETRAIN	
<b>SHIFTERS</b>	Shimano Deore
<b>FRONT DERAILLEUR</b>	N/A
<b>REAR DERAILLEUR</b>	Shimano Deore
<b>BRAKES</b>	Shimano MT410
<b>BRAKE LEVERS</b>	Shimano MT401
<b>CASSETTE</b>	Shimano Deore, 11x51
<b>CHAIN</b>	Shimano
<b>CRANKSET</b>	Praxis Cadet Boost, 32t
<b>BOTTOM BRACKET</b>	Praxis, press fit
WHEELS	
<b>RIMS</b>	Giant XCT 29" alloy
<b>HUBS</b>	Shimano, sealed bearing
<b>SPOKES</b>	Sapim
<b>TIRES</b>	Maxxis Recon Race 29x2.25, foldable, TLR, EXO, tubeless
<b>EXTRAS</b>	tubeless prepared

## FEATURES

- Frame: Advanced-Grade Composite
- Fork: Giant Crest 34 RRL, 100mm, remote lockout
- Shifters: Shimano Deore
- Crankset: Praxis Cadet Boost, 32t
- Colors: Carbon/Balsam Green

## GEOMETRY

FRAME	S	M	L	XL
Seat Tube Length (mm)	380	431	475	525
Seat Tube Angle	73.5°	73.5°	73.5°	73.5°
Top Tube Length (mm)	595	614	635	665
Head Tube Length (mm)	95	95	105	115
Head Tube Angle	69.5°	69.5°	70.0°	70.0°
Fork Rake (mm)	43	43	43	43
Trail (mm)	94.9	94.9	94.9	94.9
Wheelbase (mm)	1087	1106	1128	1159
Chain Stay Length (mm)	425	425	425	425
Bottom Bracket Drop (mm)	58	58	58	58
Stack (mm)	604	604	613	632
Reach (mm)	416	435	435	477
Stand Over Height (mm)	737	764	791	829
Handlebar Width (mm)	780	780	780	780
Stem Length (mm)	60	70	80	90
Crank Length (mm)	170	175	175	175
Wheel Size	29"	29"	29"	29"

*The specifications, colors, and availability of the products can be subjects to alter without prior notification. For availability and prices, please contact the retailers in your city / country.*



## SPECS

FRAME	
<b>SIZES</b>	S, M, L, XL
<b>COLORS</b>	Metallic Black/Chrome, Teal
<b>FRAME</b>	ALUXX SLR-Grade Aluminum
<b>FORK</b>	Giant Crest 34 RRL, 100mm, 15x110, remote lockout
<b>SHOCK</b>	N/A
COMPONENTS	
<b>HANDLEBAR</b>	Giant Connect XC, 31.8
<b>STEM</b>	Giant Contact
<b>SEATPOST</b>	Giant Connect, 30.9
<b>SADDLE</b>	Giant Sport
<b>PEDALS</b>	N/A
DRIVETRAIN	
<b>SHIFTERS</b>	Shimano SLX
<b>FRONT DERAILLEUR</b>	N/A
<b>REAR DERAILLEUR</b>	Shimano Deore XT
<b>BRAKES</b>	Shimano BR-MT500
<b>BRAKE LEVERS</b>	Shimano BR-MT501
<b>CASSETTE</b>	Shimano SLX, 10x51
<b>CHAIN</b>	KMC X-12
<b>CRANKSET</b>	Shimano SLX, 32t
<b>BOTTOM BRACKET</b>	Shimano, press fit
WHEELS	
<b>RIMS</b>	Giant XCT 29
<b>HUBS</b>	Shimano
<b>SPOKES</b>	stainless
<b>TIRES</b>	Maxxis Recon Race 29x2.25, foldable, TLR, EXO, tubeless
<b>EXTRAS</b>	tubeless prepared

## FEATURES

- Frame: ALUXX SLR-Grade Aluminum
- Fork: Giant Crest 34 RRL, 100mm, 15x110, remote lockout
- Shifters: Shimano SLX
- Crankset: Shimano SLX, 32t
- Colors: Metallic Black/Chrome, Teal

## GEOMETRY

FRAME	S	M	L	XL
Seat Tube Length (mm)	380	431	475	525
Seat Tube Angle	74.0°	74.0°	74.0°	74.0°
Top Tube Length (mm)	595	614	635	665
Head Tube Length (mm)	95	95	105	115
Head Tube Angle	69.5°	69.5°	70.0°	70.0°
Fork Rake (mm)	51	51	51	51
Trail (mm)	94.9	94.9	94.9	94.9
Wheelbase (mm)	1117	1136	1152	1183
Chain Stay Length (mm)	440	440	440	440
Bottom Bracket Drop (mm)	58	58	58	58
Stack (mm)	607	607	618	628
Reach (mm)	416	435	435	477
Stand Over Height (mm)	727	757	785	818
Handlebar Width (mm)	780	780	780	780
Stem Length (mm)	60	70	80	90
Crank Length (mm)	170	175	175	175
Wheel Size	29"	29"	29"	29"

*The specifications, colors, and availability of the products can be subjects to alter without prior notification. For availability and prices, please contact the retailers in your city / country.*



## SPECS

FRAME	
<b>SIZES</b>	S, M, L, XL
<b>COLORS</b>	Dusty Blue, Black
<b>FRAME</b>	ALUXX SLR-Grade Aluminum
<b>FORK</b>	Giant Crest 34 RRL, 100mm, 15x110, remote lockout
<b>SHOCK</b>	N/A
COMPONENTS	
<b>HANDLEBAR</b>	Giant Connect XC, 31.8
<b>STEM</b>	Giant Contact
<b>SEATPOST</b>	Giant Connect, 30.9
<b>SADDLE</b>	Giant Sport
<b>PEDALS</b>	platform
DRIVETRAIN	
<b>SHIFTERS</b>	Shimano Deore
<b>FRONT DERAILLEUR</b>	N/A
<b>REAR DERAILLEUR</b>	Shimano Deore
<b>BRAKES</b>	Shimano BR-MT200
<b>BRAKE LEVERS</b>	Shimano BR-MT201
<b>CASSETTE</b>	Shimano Deore, 10x51
<b>CHAIN</b>	Shimano
<b>CRANKSET</b>	Praxis Cadet, 30t
<b>BOTTOM BRACKET</b>	Praxis, press fit
WHEELS	
<b>RIMS</b>	Giant XCT 29
<b>HUBS</b>	Shimano
<b>SPOKES</b>	stainless
<b>TIRES</b>	Maxxis Recon Race 29x2.25, foldable, TLR, EXO, tubeless
<b>EXTRAS</b>	tubeless prepared

## FEATURES

- Frame: ALUXX SLR-Grade Aluminum
- Fork: Giant Crest 34 RRL, 100mm, 15x110, remote lockout
- Shifters: Shimano Deore
- Crankset: Praxis Cadet, 30t
- Colors: Dusty Blue, Black

## GEOMETRY

FRAME	S	M	L	XL
Seat Tube Length (mm)	380	431	475	525
Seat Tube Angle	74.0°	74.0°	74.0°	74.0°
Top Tube Length (mm)	595	614	635	665
Head Tube Length (mm)	95	95	105	115
Head Tube Angle	69.5°	69.5°	70.0°	70.0°
Fork Rake (mm)	51	51	51	51
Trail (mm)	94.9	94.9	94.9	94.9
Wheelbase (mm)	1117	1136	1152	1183
Chain Stay Length (mm)	440	440	440	440
Bottom Bracket Drop (mm)	58	58	58	58
Stack (mm)	607	607	618	628
Reach (mm)	416	435	435	477
Stand Over Height (mm)	727	757	785	818
Handlebar Width (mm)	780	780	780	780
Stem Length (mm)	60	70	80	90
Crank Length (mm)	170	175	175	175
Wheel Size	29"	29"	29"	29"

*The specifications, colors, and availability of the products can be subjects to alter without prior notification. For availability and prices, please contact the retailers in your city / country.*



## SPECIFIKACIJE

OKVIR	
VELIKOSTI	S, M, L, XL
BARVE	Desert Sage, Black/Charcoal
OKVIR	ALUXX SL-Grade Aluminum
VILICE	Giant Crest 34 RCL, 130mm, 44mm offset
AMORTIZER	N/A
KOMPONENTE	
KRMILO	Giant Contact, 35mm
OPORA KRMILA	Giant Contact TR 35
OPORA SEDEŽA	Giant Contact Switch dropper post with remote, 30.9
SEDEŽ	Giant Romero
PEDALA	platform
POGON	
PRESTAVNE ROČICE	SRAM SX Eagle
PREDNJI MENJALNIK	N/A
ZADNJI MENJALNIK	SRAM NX Eagle
ZAVORE	Shimano MT420
ZAVORNE ROČICE	Shimano MT401
VERIŽNIK	SRAM SX Eagle, 11x50
VERIGA	SRAM SX Eagle
GONILKE Z VERIŽNIKI	SRAM SX Eagle, 30t
BOTTOM BRACKET	SRAM DUB, press fit
OBROČNIKI	
OBROČI	Giant AM 29, tubeless ready, sleeve-joint rim, 30mm inner width
PESTA	[F] Giant Tracker Performance Boost 15x110, sealed bearing [R] Giant Tracker Giant Sport Boost QR 148, loose ball
NAPERE	Sapim
PLAŠČI	[F] Maxxis DHF, 29x2.5 WT, EXO/TR [R] Maxxis Aggressor, 29x2.5 WT, foldable, EXO/TR

## ZNAČILNOSTI

- Okvir: ALUXX SL-Grade Aluminum
- Vilice: Giant Crest 34 RCL, 130mm, 44mm offset
- Prestavne ročice: SRAM SX Eagle
- Gonilke z verižniki: SRAM SX Eagle, 30t
- Barve: Desert Sage, Black/Charcoal

## GEOMETRIJA

OKVIR	S	M	L	XL
Dolžina sedežne cevi (mm)	380	430	465	495
Kot sedežne cevi	75,0°	75,0°	75,0°	75,0°
Top Tube Length (mm)	592	612	639	662
Višina glave okvirja (mm)	95	95	105	115
Krmlini kot	66,0°	66,0°	66,0°	66,0°
Zamik vpetja osi (mm)	44	44	44	44
Trail (mm)	122	122	122	122
Medosna razdalja (mm)	1154	1174	1203	1227
Dolžina cevi ob verigi (mm)	435	435	435	435
Bottom Bracket Drop (mm)	60	60	60	60
Oddaljenost zgornje cevi od gonilne osi (mm)	622	622	631	640
Doseg (mm)	425	445	470	490
Višina zgornje cevi (mm)	730	745	765	790
Širina krmila (mm)	780	780	780	780
Dolžina opore krmila (mm)	40	40	50	50
Dolžina gonilke (mm)	165	170	170	170
Velikost obročnikov	29"	29"	29"	29"

Vse navedene specifikacije se lahko spremenijo brez obvestila.



## SPECIFIKACIJE

OKVIR	
VELIKOSTI	S, M, L, XL
BARVE	Trekking Green, Black/Blue Ashes
OKVIR	ALUXX SL-Grade Aluminum
VILICE	Giant Crest 34 RCL, 130mm, 44mm offset
AMORTIZER	N/A
KOMPONENTE	
KRMILO	Giant Contact Trail, 780x31.8, [GA 690]
OPORA KRMILA	Giant Contact TR 35
OPORA SEDEŽA	Giant Contact Switch dropper post with remote, 30.9
SEDEŽ	Giant Romero
PEDALA	platform
POGON	
PRESTAVNE ROČICE	Shimano Deore
PREDNJI MENJALNIK	N/A
ZADNJI MENJALNIK	Shimano Deore
ZAVORE	Tektro TKD 143
ZAVORNE ROČICE	Tektro TKD 143
VERIŽNIK	Shimano Deore
VERIGA	Shimano
GONILKE Z VERIŽNIKI	Praxis Cadet Boost, 30t
BOTTOM BRACKET	Praxis, press fit
OBROČNIKI	
OBROČI	Giant AM 29, tubeless ready sleeve-joint rim, 30mm inner width
PESTA	Shimano
NAPERE	Sapim
PLAŠČI	[F] Maxxis Minion DHF, 29x2.5 WT, EXO/TR [R] Maxxis Aggressor, 29x2.5 WT, foldable, EXO/T

## ZNAČILNOSTI

- Okvir: ALUXX SL-Grade Aluminum
- Vilice: Giant Crest 34 RCL, 130mm, 44mm offset
- Prestavne ročice: Shimano Deore
- Gonilke z verižniki: Praxis Cadet Boost, 30t
- Barve: Trekking Green, Black/Blue Ashes

## GEOMETRIJA

OKVIR	S	M	L	XL
Dolžina sedežne cevi (mm)	380	430	465	495
Kot sedežne cevi	75,0°	75,0°	75,0°	75,0°
Top Tube Length (mm)	592	612	639	662
Višina glave okvirja (mm)	95	95	105	115
Krmilni kot	66,0°	66,0°	66,0°	66,0°
Zamik vpetja osi (mm)	44	44	44	44
Trail (mm)	122	122	122	122
Medosna razdalja (mm)	1154	1174	1203	1227
Dolžina cevi ob verigi (mm)	435	435	435	435
Bottom Bracket Drop (mm)	60	60	60	60
Oddaljenost zgornje cevi od gonilne osi (mm)	622	622	631	640
Doseg (mm)	425	445	470	490
Višina zgornje cevi (mm)	730	745	765	790
Širina krmila (mm)	780	780	780	780
Dolžina opore krmila (mm)	40	40	50	50
Dolžina gonilke (mm)	165	170	170	170
Velikost obročnikov	29"	29"	29"	29"

Vse navedene specifikacije se lahko spremenijo brez obvestila.





## SPECIFIKACIJE

OKVIR	
VELIKOSTI	S, M, L, XL
BARVE	Teal
OKVIR	ALUXX SL-Grade Aluminum
VILICE	Giant Crest 34 RCL, 130mm, 44mm offset
AMORTIZER	N/A
KOMPONENTE	
KRMILO	Giant Contact, 35mm
OPORA KRMILA	Giant Contact TR 35
OPORA SEDEŽA	Giant Contact Switch dropper post with remote, 30.9
SEDEŽ	Giant Romero
PEDALA	platform
POGON	
PRESTAVNE ROČICE	SRAM SX Eagle
PREDNJI MENJALNIK	N/A
ZADNJI MENJALNIK	SRAM NX Eagle
ZAVORE	Shimano MT420
ZAVORNE ROČICE	Shimano MT401
VERIŽNIK	SRAM SX Eagle, 11x50
VERIGA	SRAM SX Eagle
GONILKE Z VERIŽNIKI	SRAM SX Eagle, 30t
BOTTOM BRACKET	SRAM DUB, press fit
OBROČNIKI	
OBROČI	Giant AM 27.5, tubeless ready, sleeve-joint rim, 30mm inner width
PESTA	[F] Giant Tracker Performance Boost 15x110, sealed bearing [R] Giant Tracker Giant Sport Boost QR 148, loose ball
NAPERE	Sapim
PLAŠČI	Maxxis Ardent Race 27.5x2.6, folding, TR

## ZNAČILNOSTI

- Okvir: ALUXX SL-Grade Aluminum
- Vilice: Giant Crest 34 RCL, 130mm, 44mm offset
- Prestavne ročice: SRAM SX Eagle
- Gonilke z verižniki: SRAM SX Eagle, 30t
- Barve: Teal

## GEOMETRIJA

OKVIR	S	M	L	XL
Dolžina sedežne cevi (mm)	380	430	465	495
Kot sedežne cevi	75,0°	75,0°	75,0°	75,0°
Top Tube Length (mm)	592	612	639	662
Višina glave okvirja (mm)	95	95	105	115
Krmlni kot	66,0°	66,0°	66,0°	66,0°
Zamik vpetja osi (mm)	44	44	44	44
Trail (mm)	113	113	113	113
Medosna razdalja (mm)	1154	1174	1203	1227
Dolžina cevi ob verigi (mm)	435	435	435	435
Bottom Bracket Drop (mm)	60	60	60	60
Oddaljenost zgornje cevi od gonilne osi (mm)	622	622	631	640
Doseg (mm)	425	445	470	490
Višina zgornje cevi (mm)	712	726	746	771
Širina krmila (mm)	780	780	780	780
Dolžina opore krmila (mm)	40	40	50	50
Dolžina gonilke (mm)	165	170	170	170
Velikost obročnikov	27.5"	27.5"	27.5"	27.5"

Vse navedene specifikacije se lahko spremenijo brez obvestila.



## SPECIFIKACIJE

OKVIR	
VELIKOSTI	S, M, L, XL
BARVE	Black/Rosewood, Concrete
OKVIR	ALUXX SL-Grade Aluminum
VILICE	Giant Crest 34 RCL, 130mm, 44mm offset
AMORTIZER	N/A
KOMPONENTE	
KRMILO	Giant Contact Trail, 780x31.8, [GA 690]
OPORA KRMILA	Giant Contact TR 35
OPORA SEDEŽA	Giant Contact Switch dropper post with remote, 30.9
SEDEŽ	Giant Romero
PEDALA	platform
POGON	
PRESTAVNE ROČICE	Shimano Deore
PREDNJI MENJALNIK	N/A
ZADNJI MENJALNIK	Shimano Deore
ZAVORE	Tektro TKD143
ZAVORNE ROČICE	Tektro TKD143
VERIŽNIK	Shimano Deore
VERIGA	Shimano
GONILKE Z VERIŽNIKI	Praxis Cadet Boost, 30t
BOTTOM BRACKET	Praxis, press fit
OBROČNIKI	
OBROČI	Giant AM 27.5, tubeless ready sleeve-joint rim, 30mm inner width
PESTA	Shimano
NAPERE	Sapim
PLAŠČI	Maxxis Ardent Race 27.5x2.6, folding, TR

## ZNAČILNOSTI

- Okvir: ALUXX SL-Grade Aluminum
- Vilice: Giant Crest 34 RCL, 130mm, 44mm offset
- Prestavne ročice: Shimano Deore
- Gonilke z verižniki: Praxis Cadet Boost, 30t
- Barve: Black/Rosewood, Concrete

## GEOMETRIJA

OKVIR	S	M	L	XL
Dolžina sedežne cevi (mm)	380	430	465	495
Kot sedežne cevi	75,0°	75,0°	75,0°	75,0°
Top Tube Length (mm)	592	612	639	662
Višina glave okvirja (mm)	95	95	105	115
Krmlni kot	66,0°	66,0°	66,0°	66,0°
Zamik vpetja osi (mm)	44	44	44	44
Trail (mm)	113	113	113	113
Medosna razdalja (mm)	1154	1174	1203	1227
Dolžina cevi ob verigi (mm)	435	435	435	435
Bottom Bracket Drop (mm)	60	60	60	60
Oddaljenost zgornje cevi od gonilne osi (mm)	622	622	631	640
Doseg (mm)	425	445	470	490
Višina zgornje cevi (mm)	712	726	746	771
Širina krmila (mm)	780	780	780	780
Dolžina opore krmila (mm)	40	40	50	50
Dolžina gonilke (mm)	165	170	170	170
Velikost obročnikov	27.5"	27.5"	27.5"	27.5"

Vse navedene specifikacije se lahko spremenijo brez obvestila.

# TRANCE X ADVANCED PRO 29 0

OFF-ROAD

123



## SPECS

FRAME	
Frame	Advanced-Grade Composite, 135mm Maestro Suspension with flipchip/Advanced Rear
Fork	Fox 36 Factory Live Valve, Fit4, 150mm, Boost 15x110 Kabolt, Tapered
Shock	Fox DPX2 Factory Live Valve, Trunnion mount, custom tuned for Giant
Headset	
COMPONENTS	
Handlebar	Giant Contact SLR TR35, 780x35mm, 20mm rise, Carbon
Grip	Giant Tactal single lock-on
Stem	Giant Contact SL 35, Diameter 35mm
Seatpost	Fox Transfer Factory, with Shimano under the bar remote lever, SL-MT800-IL
Saddle	Giant Romero SLT Giant Romero SL
Pedal	Al body/AL cage Platfrom(GC,GT)
DRIVETRAIN	
Shifters	Shimano XT M8100, 1x12 I-spec EV
Front Derailleur	n/a
Rear Derailleur	Shimano XTR M9100, Shadow +
Brakes	Shimano XT M8120 [F] 203 [R] 180, Hydraulic Disc, 4 piston
Brake Levers	Shimano XT M8100
Cassette	Shimano XT M8100 10x51
Chain	Shimano
Crankset	Shimano XT M8100, 30T with MRP AMg V2 Carbon guide
Bottom Bracket	Shimano PF

WHEELS	
Rims	Stronger than ever, the TRX 1 29 hookless carbon wheelsystem with GIANT patented DBL (Dynamic Balanced Lacing) technology and 30mm rim inner width provides best-in-class strength, durability, stiffness, efficiency and lightweight tuned for the most challenging Trail/Enduro riding scenario
Hubs	
Spokes	
Tires	[F] Maxxis Minion DHF 29x2.5WT, 60 TPI, 3C Max Terra, EXO, TR [R] Maxxis Dissector 29x2.4WT, 60 TPI, 3C Max Terra, EXO, TR, Tubeless tires tested and verified to work best with GIANT tubeless wheels, shipped with tubeless system setup from GIANT factory providing the best tubeless experience and performance right out of the box. Just add sealant and your are ready to go!

# TRANCE X ADVANCED PRO 29 1

OFF-ROAD



## SPECS

### FRAME

Frame	Advanced-Grade Composite, 135mm Maestro Suspension with flipchip/Advanced Rear
Fork	Fox 36 Performance Elite, Grip2, 150mm, Boost 15x110 Kabolt X, Tapered
Shock	Fox Float DPX2 Performance, Trunnion Mount, custom tuned for Giant

### Headset

### COMPONENTS

Handlebar	Giant Contact SLR TR35, 780x35mm, 20mm rise, Carbon
Grip	Giant Tactal single lock-on
Stem	Giant Contact SL 35, Diameter 35mm
Seatpost	GIANT Contact Switch dropper post with remote lever, 30.9mm
Saddle	Giant Romero SL
Pedal	Al body/AL cage Platfrom(GC,GT)

### DRIVETRAIN

Shifters	SRAM GX Eagle, 1x12
Front Derailleur	N/A
Rear Derailleur	SRAM GX Eagle
Brakes	SRAM G2 R [F] 200mm [R] 180mm, Hydraulic Disc
Brake Levers	SRAM G2 R
Cassette	SRAM XG-1275 Eagle, 10x52
Chain	SRAM NX Eagle
Crankset	TruVativ Descendent 6k, Eagle, DUB boost, 30T
Bottom Bracket	SRAM DUB PressFit

### WHEELS

Rims	Stronger than ever, the TRX 1 29 hookless carbon wheelsystem with GIANT patented DBL (Dynamic Balanced Lacing) technology and 30mm rim inner width provides best-in-class strength, durability, stiffness, efficiency and lightweight tuned for the most challenging Trail/Enduro riding scenario
------	---

### Hubs

### Spokes

Tires	[F] Maxxis Minion DHF 29x2.5WT, 60 TPI, 3C Max Terra, EXO, TR [R] Maxxis Dissector 29x2.4WT, 60 TPI, 3C Max Terra, EXO, TR, Tubeless tires tested and verified to work best with GIANT tubeless wheels, shipped with tubeless system setup from GIANT factory providing the best tubeless experience and performance right out of the box. Just add sealant and your are ready to go!
-------	---



## SPECS

FRAME	
Frame	Advanced-Grade Composite, 135mm Maestro Suspension with flipchip/Advanced Rear
Fork	RockShox Pike Select, 150mm, 42mm offset, boost 15x110 Maxle Stealth, Tapered
Shock	RS Deluxe Select+, RT, Trunnion, custom tuned for Giant
Headset	
COMPONENTS	
Handlebar	Giant Contact TR35, 780x35mm, 20mm rise, AL6061
Grip	Giant Tactal
Stem	Giant Contact SL 35, Diameter 35mm
Seatpost	GIANT Contact Switch dropper post with remote lever, 30.9mm
Saddle	Giant Romero SL
Pedal	Al body/AL cage Platfrom(GC,GT)
DRIVETRAIN	
Shifters	SRAM NX Eagle, 1x12
Front Derailleur	N/A
Rear Derailleur	SRAM NX Eagle
Brakes	Shimano MT520 [F] 200mm [R] 180mm, Hydraulic Disc
Brake Levers	Shimano MT501
Cassette	SRAM NX Eagle, 11x50
Chain	SRAM NX Eagle
Crankset	TruVativ Descendent 6k, Eagle, DUB boost, 32 30T
Bottom Bracket	SRAM DUB PressFit

WHEELS	
Rims	Stronger than ever, the new TRX 1 2 29 hookless carbon wheelsystem with GIANT patented DBL (Dynamic Balanced Lacing) technology and 30mm rim inner width provides best-in-class strength, durability, stiffness, efficiency and lightweight tuned for the most challenging Trail/Enduro riding scenario
Hubs	
Spokes	
Tires	[F] Maxxis Minion DHF 29x2.5WT, 60 TPI, 3C Max Terra, EXO, TR [R] Maxxis Dissector 29x2.4WT, 60 TPI, 3C Max Terra, EXO, TR, Tubeless tires tested and verified to work best with GIANT tubeless wheels, shipped with tubeless system setup from GIANT factory providing the best tubeless experience and performance right out of the box. Just add sealant and your are ready to go!



## SPECIFIKACIJE

OKVIR	
VELIKOSTI	S, M, L, XL
BARVE	Carbon/Chameleon Mars
OKVIR	Advanced-Grade Composite front and rear triangles, 115mm Maestro suspension
VILICE	Fox 34 Performance Elite, FIT4, 44mm offset, 130mm, 15x110 Kabolt, custom tuned for Giant
AMORTIZER	Fox Float DPX2, Performance Elite, 165/42.5, custom tuned for Giant
KOMPONENTE	
KRMILO	Giant Contact SLR TR35, 780x35mm, 20mm rise
OPORA KRMILA	Giant Contact SL 35
OPORA SEDEŽA	Giant Contact Switch dropper with remote, 30.9
SEDEŽ	Giant Romero SL
PEDALA	platform
POGON	
PRESTAVNE ROČICE	Shimano Deore XT
PREDNJI MENJALNIK	N/A
ZADNJI MENJALNIK	Shimano Deore XT
ZAVORE	Shimano Deore XT
ZAVORNE ROČICE	Shimano Deore XT
VERIŽNIK	Shimano Deore XT, 10x51
VERIGA	KMC-12
GONILKE Z VERIŽNIKI	Shimano Deore XT, 30t
BOTTOM BRACKET	Shimano, press fit
OBROČNIKI	
OBROČI	Giant TRX-1 29 WheelSystem
PESTA	Giant TRX-1 29 WheelSystem
NAPERE	Giant TRX-1 29 WheelSystem
PLAŠČI	[F] Maxxis Minion DHF 29x2.3, 3C, EXO, TR [R] Maxxis Aggressor 29x2.3, 3C, EXO, TR, tubeless
DODATKI	tubeless prepared

## ZNAČILNOSTI

- Okvir: Advanced-Grade Composite front and rear triangles, 115mm Maestro suspension
- Vilice: Fox 34 Performance Elite, FIT4, 44mm offset, 130mm, 15x110 Kabolt, custom tuned for Giant
- Prestavne ročice: Shimano Deore XT
- Gonilke z verižniki: Shimano Deore XT, 30t
- Barve: Carbon/Chameleon Mars

## GEOMETRIJA

OKVIR	S	M	L	XL
Dolžina sedežne cevi (mm)	380	431	464	496
Kot sedežne cevi	74,5°	74,5°	74,5°	74,5°
Top Tube Length (mm)	592	612	632	652
Višina glave okvirja (mm)	95	110	110	120
Krmilni kot	66,5°	66,5°	66,5°	66,5°
Zamik vpetja osi (mm)	44	44	44	44
Trail (mm)	116,8	116,8	116,8	116,8
Medosna razdalja (mm)	1154	1176	1196	1218
Dolžina cevi ob verigi (mm)	435	435	435	435
Bottom Bracket Drop (mm)	35	35	35	35
Oddaljenost zgornje cevi od gonilne osi (mm)	599	613	613	622
Doseg (mm)	426	442	462	480
Višina zgornje cevi (mm)	708	740	761	785
Širina krmila (mm)	780	780	780	780
Dolžina opore krmila (mm)	40	40	50	60
Dolžina gonilke (mm)	170	175	175	175
Velikost obročnikov	29"	29"	29"	29"

Vse navedene specifikacije se lahko spremenijo brez obvestila.



## SPECS

FRAME	
<b>SIZES</b>	S, M, L, XL
<b>COLORS</b>	Chameleon Neptune/Carbon
<b>FRAME</b>	Advanced-Grade Composite front and rear triangles, 115mm Maestro suspension
<b>FORK</b>	Fox 34 Rhythm, 130mm, GRIP damper, Boost 15x110 QR, 44mm offset, custom tuned for Giant
<b>SHOCK</b>	Fox Float DPS Performance, 165/42.5, custom tuned for Giant
COMPONENTS	
<b>HANDLEBAR</b>	Giant Contact TR35, 780x35mm, 20mm rise
<b>STEM</b>	Giant Contact SL 35
<b>SEATPOST</b>	Giant Contact Switch dropper with remote, 30.9
<b>SADDLE</b>	Giant Romero SL
<b>PEDALS</b>	platform
DRIVETRAIN	
<b>SHIFTERS</b>	Shimano SLX
<b>FRONT DERAILLEUR</b>	N/A
<b>REAR DERAILLEUR</b>	Shimano SLX
<b>BRAKES</b>	Shimano MT420/MT410
<b>BRAKE LEVERS</b>	Shimano MT401
<b>CASSETTE</b>	Shimano SLX, 10x51
<b>CHAIN</b>	KMC X-12
<b>CRANKSET</b>	Shimano MT510, 30t
<b>BOTTOM BRACKET</b>	Shimano, press fit
WHEELS	
<b>RIMS</b>	Giant TRX-2 29 WheelSystem
<b>HUBS</b>	Giant TRX-2 29 WheelSystem
<b>SPOKES</b>	Giant TRX-2 29 WheelSystem
<b>TIRES</b>	[F] Maxxis Minion DHF 29x2.3, 3C, EXO, TR [R] Maxxis Aggressor 29x2.3, 3C, EXO, TR, tubeless
<b>EXTRAS</b>	tubeless prepared

## FEATURES

- Frame: Advanced-Grade Composite front and rear triangles, 115mm Maestro suspension
- Fork: Fox 34 Rhythm, 130mm, GRIP damper, Boost 15x110 QR, 44mm offset, custom tuned for Giant
- Shifters: Shimano SLX
- Crankset: Shimano MT510, 30t
- Colors: Chameleon Neptune/Carbon

## GEOMETRY

FRAME	S	M	L	XL
Seat Tube Length (mm)	380	431	464	496
Seat Tube Angle	74.5°	74.5°	74.5°	74.5°
Top Tube Length (mm)	592	612	632	652
Head Tube Length (mm)	95	110	110	120
Head Tube Angle	66.5°	66.5°	66.5°	66.5°
Fork Rake (mm)	44	44	44	44
Trail (mm)	116.8	116.8	116.8	116.8
Wheelbase (mm)	1154	1176	1196	1218
Chain Stay Length (mm)	435	435	435	435
Bottom Bracket Drop (mm)	35	35	35	35
Stack (mm)	599	613	613	622
Reach (mm)	426	442	462	480
Stand Over Height (mm)	708	740	761	785
Handlebar Width (mm)	780	780	780	780
Stem Length (mm)	40	40	50	60
Crank Length (mm)	170	175	175	175
Wheel Size	29"	29"	29"	29"

The specifications, colors, and availability of the products can be subjects to alter without prior notification. For availability and prices, please contact the retailers in your city / country.



## SPECIFIKACIJE

OKVIR	
VELIKOSTI	S, M, L, XL
BARVE	Metallic Black/Glitter Gray/Chrome
OKVIR	Advanced-Grade Composite front and rear triangles, 115mm Maestro suspension
VILICE	Marzocchi Z2, 130mm, GRIP damper, Boost 15x110 QR, 44mm offset, custom tuned for Giant
AMORTIZER	Fox Float DPS Performance, 165/42.5, custom tuned for Giant
KOMPONENTE	
KRMILO	Giant Contact TR35, 780x35mm, 20mm rise
OPORA KRMILA	Giant Contact SL 35
OPORA SEDEŽA	Giant Contact Switch dropper with remote, 30.9
SEDEŽ	Giant Romero SL
PEDALA	platform
POGON	
PRESTAVNE ROČICE	SRAM SX Eagle
PREDNJI MENJALNIK	N/A
ZADNJI MENJALNIK	SRAM SX Eagle
ZAVORE	Shimano MT400
ZAVORNE ROČICE	Shimano MT401
VERIŽNIK	SRAM SX Eagle, 11x50
VERIGA	SRAM SX Eagle
GONILKE Z VERIŽNIKI	SRAM SX Eagle, 30t
BOTTOM BRACKET	SRAM, press fit
OBROČNIKI	
OBROČI	Giant TR-1 29, alloy
PESTA	[F] Giant Tracker Performance Boost 15x110, sealed bearing [R] Giant Tracker Performance Boost 12x148, sealed bearing
NAPERE	Sapim
PLAŠČI	[F] Maxxis Minion DHF 29x2.3, 3C, EXO, TR [R] Maxxis Aggressor 29x2.3, 3C, EXO, TR, tubeless
DODATKI	tubeless prepared

## ZNAČILNOSTI

- Okvir: Advanced-Grade Composite front and rear triangles, 115mm Maestro suspension
- Vilice: Marzocchi Z2, 130mm, GRIP damper, Boost 15x110 QR, 44mm offset, custom tuned for Giant
- Prestavne ročice: SRAM SX Eagle
- Gonilke z verižniki: SRAM SX Eagle, 30t
- Barve: Metallic Black/Glitter Gray/Chrome

## GEOMETRIJA

OKVIR	S	M	L	XL
Dolžina sedežne cevi (mm)	380	431	464	496
Kot sedežne cevi	74,5°	74,5°	74,5°	74,5°
Top Tube Length (mm)	592	612	632	652
Višina glave okvirja (mm)	95	110	110	120
Krmilni kot	66,5°	66,5°	66,5°	66,5°
Zamik vpetja osi (mm)	44	44	44	44
Trail (mm)	116,8	116,8	116,8	116,8
Medosna razdalja (mm)	1154	1176	1196	1218
Dolžina cevi ob verigi (mm)	435	435	435	435
Bottom Bracket Drop (mm)	35	35	35	35
Oddaljenost zgornje cevi od gonilne osi (mm)	599	613	613	622
Doseg (mm)	426	442	462	480
Višina zgornje cevi (mm)	708	740	761	785
Širina krmila (mm)	780	780	780	780
Dolžina opore krmila (mm)	40	40	50	60
Dolžina gonilke (mm)	170	175	175	175
Velikost obročnikov	29"	29"	29"	29"

Vse navedene specifikacije se lahko spremenijo brez obvestila.





## SPECIFIKACIJE

OKVIR	
VELIKOSTI	S, M, L, XL
BARVE	Cosmos Navy/Black/Chrome
OKVIR	Advanced-Grade Composite front triangle, 140mm Maestro suspension
VILICE	Fox 36 Float Rhythm, 150mm, GRIP damper, Boost 15x110 QR, tapered, custom tuned for Giant
AMORTIZER	Fox Float DPS Performance, 185/52.5, custom tuned for Giant
KOMPONENTE	
KRMILO	Giant Contact TR35, 780x35mm, 20mm rise
OPORA KRMILA	Giant Contact SL 35
OPORA SEDEŽA	Giant Contact Switch dropper post with remote, 30.9
SEDEŽ	Giant Romero SL
PEDALA	platform
POGON	
PRESTAVNE ROČICE	Shimano SLX
PREDNJI MENJALNIK	N/A
ZADNJI MENJALNIK	Shimano SLX
ZAVORE	Shimano MT520
ZAVORNE ROČICE	Shimano MT501
VERIŽNIK	Shimano SLX, 10x51
VERIGA	KMC X-12
GONILKE Z VERIŽNIKI	Shimano SLX, 30t
BOTTOM BRACKET	Shimano, press fit
OBROČNIKI	
OBROČI	Giant TRX-2 27.5 WheelSystem
PESTA	Giant TRX-2 27.5 WheelSystem
NAPERE	Giant TRX-2 27.5 WheelSystem
PLAŠČI	[F] Maxxis High Roller II 27.5x2.5, 3C, EXO, TR, tubeless [R] Maxxis High Roller II 27.5x2.4, 3C, EXO, TR, tubeless
DODATKI	tubeless prepared

## ZNAČILNOSTI

- Okvir: Advanced-Grade Composite front triangle, 140mm Maestro suspension
- Vilice: Fox 36 Float Rhythm, 150mm, GRIP damper, Boost 15x110 QR, tapered, custom tuned for Giant
- Prestavne ročice: Shimano SLX
- Gonilke z verižniki: Shimano SLX, 30t
- Barve: Cosmos Navy/Black/Chrome

## GEOMETRIJA

OKVIR	XS	S	M	L	XL
Dolžina sedežne cevi (mm)	370	380	431	482	507
Kot sedežne cevi	73,5°	73,5°	73,5°	73,5°	73,5°
Top Tube Length (mm)	560	580	610	630	655
Višina glave okvirja (mm)	100	100	105	130	145
Krmlni kot	67,0°	67,0°	67,0°	67,0°	67,0°
Zamik vpetja osi (mm)	42	42	42	42	42
Trail (mm)	104,2	104,2	104,2	104,2	104,2
Medosna razdalja (mm)	1109	1129	1160	1183	1209
Dolžina cevi ob verigi (mm)	435	435	435	435	435
Bottom Bracket Drop (mm)	15	15	15	15	15
Oddaljenost zgornje cevi od gonilne osi (mm)	587	587	591	614	628
Doseg (mm)	386	406	435	448	469
Višina zgornje cevi (mm)	697	701	723	768	788
Širina krmila (mm)	780	780	780	780	780
Dolžina opore krmila (mm)	40	50	50	50	60
Dolžina gonilke (mm)	170	170	175	175	175
Velikost obročnikov	27.5"	27.5"	27.5"	27.5"	27.5"

Vse navedene specifikacije se lahko spremenijo brez obvestila.



## SPECS

FRAME	
<b>SIZES</b>	S, M, L, XL
<b>COLORS</b>	Metallic Black/Smoke Metal
<b>FRAME</b>	ALUXX SL-Grade Aluminum front and rear triangles, 135mm Maestro suspension, flip chip
<b>FORK</b>	Fox 36 Performance Elite, FIT4, 44mm offset, 150mm, 15x110 Kabolt, custom tuned for Giant
<b>SHOCK</b>	Fox Float DPX2 Performance, 185/55, custom tuned for Giant
COMPONENTS	
<b>HANDLEBAR</b>	Giant Contact TR35, 780x35mm, 20mm rise
<b>STEM</b>	Giant Contact SL 35
<b>SEATPOST</b>	Giant Contact Switch dropper with remote, 30.9
<b>SADDLE</b>	Giant Romero
<b>PEDALS</b>	platform
DRIVETRAIN	
<b>SHIFTERS</b>	Shimano Deore XT
<b>FRONT DERAILLEUR</b>	N/A
<b>REAR DERAILLEUR</b>	Shimano Deore XT
<b>BRAKES</b>	Shimano Deore XT
<b>BRAKE LEVERS</b>	Shimano Deore XT
<b>CASSETTE</b>	Shimano SLX, 10x51
<b>CHAIN</b>	KMC X-12
<b>CRANKSET</b>	Shimano Deore XT, 30t
<b>BOTTOM BRACKET</b>	Shimano, press fit
WHEELS	
<b>RIMS</b>	Giant TR-1 29 WheelSystem
<b>HUBS</b>	Giant TR-1 29 WheelSystem
<b>SPOKES</b>	Giant TR-1 29 WheelSystem
<b>TIRES</b>	[F] Maxxis Minion DHF 29x2.5, 3C, EXO, TR [R] Maxxis Dissector 29x2.4, 3C, EXO, TR, tubeless
<b>EXTRAS</b>	tubeless prepared

## FEATURES

- Frame: ALUXX SL-Grade Aluminum front and rear triangles, 135mm Maestro suspension, flip chip
- Fork: Fox 36 Performance Elite, FIT4, 44mm offset, 150mm, 15x110 Kabolt, custom tuned for Giant
- Shifters: Shimano Deore XT
- Crankset: Shimano Deore XT, 30t
- Colors: Metallic Black/Smoke Metal

## GEOMETRY

FRAME	S		M		L		XL	
	LOW	HIGH	LOW	HIGH	LOW	HIGH	LOW	HIGH
Seat Tube Length (mm)	430		430		465		496	
Seat Tube Angle	77.2°	77.9°	77.2°	77.9°	77.2°	77.9°	77.2°	77.9°
Top Tube Length (mm)	566	564	597	595	629	627	656	654
Head Tube Length (mm)	95		100		110		120	
Head Tube Angle	65.5°	66.2°	65.5°	66.2°	65.5°	66.2°	65.5°	66.2°
Fork Rake (mm)	44		44		44		44	
Trail (mm)	125.1	119.5	125.1	119.5	125.1	119.7	125.1	119.5
Wheelbase (mm)	1173	1171	1205	1203	1239	1238	1268	1266
Chain Stay Length (mm)	438	435	438	435	438	435	438	435
Bottom Bracket Drop (mm)	40	30	40	30	40	30	40	30
Stack (mm)	617	611	621	615	631	624	640	634
Reach (mm)	426	434	456	464	486	494	510	519
Stand Over Height (mm)	734	743	729	738	754	763	777	786
Handlebar Width (mm)	800		800		800		800	
Stem Length (mm)	40		40		50		50	
Crank Length (mm)	165		170		170		170	
Wheel Size	29"		29"		29"		29"	

*The specifications, colors, and availability of the products can be subjects to alter without prior notification. For availability and prices, please contact the retailers in your city / country.*



## SPECS

FRAME	
<b>SIZES</b>	S, M, L, XL
<b>COLORS</b>	Balsam Green/Black/Chrome
<b>FRAME</b>	ALUXX SL-Grade Aluminum front and rear triangles, 135mm Maestro suspension, flip chip
<b>FORK</b>	Fox 36 Float Rhythm, 150mm, GRIP damper, Boost 15x110 QR, 44mm offset, custom tuned for Giant
<b>SHOCK</b>	Fox Float DPS Performance, 185/55, custom tuned for Giant
COMPONENTS	
<b>HANDLEBAR</b>	Giant Contact TR35, 780x35mm, 20mm rise
<b>STEM</b>	Giant Contact SL 35
<b>SEATPOST</b>	Giant Contact Switch dropper with remote, 30.9
<b>SADDLE</b>	Giant Romero
<b>PEDALS</b>	platform
DRIVETRAIN	
<b>SHIFTERS</b>	Shimano SLX
<b>FRONT DERAILLEUR</b>	N/A
<b>REAR DERAILLEUR</b>	Shimano SLX
<b>BRAKES</b>	Shimano MT520
<b>BRAKE LEVERS</b>	Shimano MT501
<b>CASSETTE</b>	Shimano SLX, 10x51
<b>CHAIN</b>	KMC X-12
<b>CRANKSET</b>	Shimano MT510, 30t
<b>BOTTOM BRACKET</b>	Shimano, press fit
WHEELS	
<b>RIMS</b>	Giant AM 29, alloy
<b>HUBS</b>	Shimano, sealed bearing
<b>SPOKES</b>	Sapim
<b>TIRES</b>	[F] Maxxis Minion DHF 29x2.5, 3C, EXO, TR [R] Maxxis Dissector 29x2.4, 3C, EXO, TR, tubeless
<b>EXTRAS</b>	tubeless prepared

## FEATURES

- Frame: ALUXX SL-Grade Aluminum front and rear triangles, 135mm Maestro suspension, flip chip
- Fork: Fox 36 Float Rhythm, 150mm, GRIP damper, Boost 15x110 QR, 44mm offset, custom tuned for Giant
- Shifters: Shimano SLX
- Crankset: Shimano MT510, 30t
- Colors: Balsam Green/Black/Chrome

## GEOMETRY

FRAME	S		M		L		XL	
	LOW	HIGH	LOW	HIGH	LOW	HIGH	LOW	HIGH
Seat Tube Length (mm)	430	430	465	465	496	496		
Seat Tube Angle	77.2°   77.9°	77.2°   77.9°	77.2°   77.9°	77.2°   77.9°	77.2°   77.9°	77.2°   77.9°		
Top Tube Length (mm)	566   564	597   595	629   627	656   654				
Head Tube Length (mm)	95	100	110	120				
Head Tube Angle	65.5°   66.2°	65.5°   66.2°	65.5°   66.2°	65.5°   66.2°	65.5°   66.2°	65.5°   66.2°		
Fork Rake (mm)	44	44	44	44				
Trail (mm)	125.1   119.5	125.1   119.5	125.1   119.7	125.1   119.5				
Wheelbase (mm)	1173   1171	1205   1203	1239   1238	1268   1266				
Chain Stay Length (mm)	438   435	438   435	438   435	438   435				
Bottom Bracket Drop (mm)	40   30	40   30	40   30	40   30				
Stack (mm)	617   611	621   615	631   624	640   634				
Reach (mm)	426   434	456   464	486   494	510   519				
Stand Over Height (mm)	734   743	729   738	754   763	777   786				
Handlebar Width (mm)	800	800	800	800				
Stem Length (mm)	40	40	50	50				
Crank Length (mm)	165	170	170	170				
Wheel Size	29"	29"	29"	29"				

The specifications, colors, and availability of the products can be subjects to alter without prior notification. For availability and prices, please contact the retailers in your city / country.



## SPECS

FRAME	
<b>SIZES</b>	S, M, L, XL
<b>COLORS</b>	Black/Black Chrome/Chrome
<b>FRAME</b>	ALUXX SL-Grade Aluminum front and rear triangles, 135mm Maestro suspension, flip chip
<b>FORK</b>	RockShox 35 Gold RL, 150mm, 44mm offset, 15x110 Maxle Stealth, custom tuned for Giant
<b>SHOCK</b>	Fox Float DPS Performance, 185/55, custom tuned for Giant
COMPONENTS	
<b>HANDLEBAR</b>	Giant Contact TR35, 780x35mm, 20mm rise
<b>STEM</b>	Giant Contact SL 35
<b>SEATPOST</b>	Giant Contact Switch dropper with remote, 30.9
<b>SADDLE</b>	Giant Romero
<b>PEDALS</b>	platform
DRIVETRAIN	
<b>SHIFTERS</b>	SRAM SX Eagle
<b>FRONT DERAILLEUR</b>	N/A
<b>REAR DERAILLEUR</b>	SRAM SX Eagle
<b>BRAKES</b>	Shimano MT420
<b>BRAKE LEVERS</b>	Shimano MT401
<b>CASSETTE</b>	SRAM SX Eagle, 11x50
<b>CHAIN</b>	SRAM
<b>CRANKSET</b>	SRAM SX Eagle, 30t
<b>BOTTOM BRACKET</b>	SRAM DUB, press fit
WHEELS	
<b>RIMS</b>	Giant AM 29, alloy
<b>HUBS</b>	Giant Boost, sealed bearing
<b>SPOKES</b>	Sapim
<b>TIRES</b>	[F] Maxxis Minion DHF 29x2.5, EXO, TR [R] Maxxis Dissector 29x2.4, EXO, TR, tubeless
<b>EXTRAS</b>	tubeless prepared

## FEATURES

- Frame: ALUXX SL-Grade Aluminum front and rear triangles, 135mm Maestro suspension, flip chip
- Fork: RockShox 35 Gold RL, 150mm, 44mm offset, 15x110 Maxle Stealth, custom tuned for Giant
- Shifters: SRAM SX Eagle
- Crankset: SRAM SX Eagle, 30t
- Colors: Black/Black Chrome/Chrome

## GEOMETRY

FRAME	S		M		L		XL	
	LOW	HIGH	LOW	HIGH	LOW	HIGH	LOW	HIGH
Seat Tube Length (mm)	430		430		465		496	
Seat Tube Angle	77.2°	77.9°	77.2°	77.9°	77.2°	77.9°	77.2°	77.9°
Top Tube Length (mm)	566	564	597	595	629	627	656	654
Head Tube Length (mm)	95		100		110		120	
Head Tube Angle	65.5°	66.2°	65.5°	66.2°	65.5°	66.2°	65.5°	66.2°
Fork Rake (mm)	44		44		44		44	
Trail (mm)	125.1	119.5	125.1	119.5	125.1	119.7	125.1	119.5
Wheelbase (mm)	1173	1171	1205	1203	1239	1238	1268	1266
Chain Stay Length (mm)	438	435	438	435	438	435	438	435
Bottom Bracket Drop (mm)	40	30	40	30	40	30	40	30
Stack (mm)	617	611	621	615	631	624	640	634
Reach (mm)	426	434	456	464	486	494	510	519
Stand Over Height (mm)	734	743	729	738	754	763	777	786
Handlebar Width (mm)	800		800		800		800	
Stem Length (mm)	40		40		50		50	
Crank Length (mm)	165		170		170		170	
Wheel Size	29"		29"		29"		29"	

*The specifications, colors, and availability of the products can be subjects to alter without prior notification. For availability and prices, please contact the retailers in your city / country.*



## SPECIFIKACIJE

OKVIR	
VELIKOSTI	S, M, L, XL
BARVE	Smoke Metal/Black
OKVIR	ALUXX SL-Grade Aluminum, 115mm Maestro suspension
VILICE	Fox 34 Float Performance, 130mm, Boost 15x110 Kabolt, custom tuned for Giant
AMORTIZER	Fox Float DPS Performance, 165/42.5, custom tuned for Giant
KOMponente	
KRMILO	Giant Contact TR35, 780x35mm, 20mm rise
OPORA KRMILA	Giant Contact SL 35
OPORA SEDEŽA	Giant Contact Switch dropper post with remote, 30.9
SEDEŽ	Giant Romero
PEDALA	platform
POGON	
PRESTAVNE ROČICE	Shimano Deore XT
PREDNJI MENJALNIK	N/A
ZADNJI MENJALNIK	Shimano Deore XT
ZAVORE	Shimano Deore XT
ZAVORNE ROČICE	Shimano Deore XT
VERIŽNIK	Shimano SLX, 10x51
VERIGA	KMC X-12
GONILKE Z VERIŽNIKI	Shimano Deore XT, 30t
BOTTOM BRACKET	Shimano, press fit
OBROČNIKI	
OBROČI	Giant TR-1 29, alloy
PESTA	[F] Shimano Boost 15x110, sealed bearing [R] Shimano Boost 12x148, sealed bearing
NAPERE	Sapim
PLAŠČI	[F] Maxxis Minion DHF 29x2.3, 3C, EXO, TR [R] Maxxis Aggressor 29x2.3, 3C, EXO, TR, tubeless
DODATKI	tubeless prepared

## ZNAČILNOSTI

- Okvir: ALUXX SL-Grade Aluminum, 115mm Maestro suspension
- Vilice: Fox 34 Float Performance, 130mm, Boost 15x110 Kabolt, custom tuned for Giant
- Prestavne ročice: Shimano Deore XT
- Gonilke z verižniki: Shimano Deore XT, 30t
- Barve: Smoke Metal/Black

## GEOMETRIJA

OKVIR	S	M	L	XL
Dolžina sedežne cevi (mm)	380	431	464	496
Kot sedežne cevi	74,5°	74,5°	74,5°	74,5°
Top Tube Length (mm)	592	612	632	652
Višina glave okvirja (mm)	95	110	110	120
Krmlini kot	66,5°	66,5°	66,5°	66,5°
Zamik vpetja osi (mm)	44	44	44	44
Trail (mm)	116,8	116,8	116,8	116,8
Medosna razdalja (mm)	1154	1176	1196	1218
Dolžina cevi ob verigi (mm)	435	435	435	435
Bottom Bracket Drop (mm)	35	35	35	35
Oddaljenost zgornje cevi od gonilne osi (mm)	599	613	613	622
Doseg (mm)	426	442	462	480
Višina zgornje cevi (mm)	708	740	761	785
Širina krmila (mm)	780	780	780	780
Dolžina opore krmila (mm)	40	40	50	60
Dolžina gonilke (mm)	170	175	175	175
Velikost obročnikov	29"	29"	29"	29"

Vse navedene specifikacije se lahko spremenijo brez obvestila.



## SPECS

FRAME	
<b>SIZES</b>	S, M, L, XL
<b>COLORS</b>	Black/Teal
<b>FRAME</b>	ALUXX SL-Grade Aluminum, 115mm Maestro suspension
<b>FORK</b>	Fox 34 Float Rhythm, 130mm, GRIP damper, Boost 15x110 Kabolt, 44mm offset, custom tuned for Giant
<b>SHOCK</b>	Fox Float DPS Performance, 165/42.5, custom tuned for Giant
COMPONENTS	
<b>HANDLEBAR</b>	Giant Contact TR35, 780x35mm, 20mm rise
<b>STEM</b>	Giant Contact SL 35
<b>SEATPOST</b>	Giant Contact Switch dropper post with remote, 30.9
<b>SADDLE</b>	Giant Romero
<b>PEDALS</b>	platform
DRIVETRAIN	
<b>SHIFTERS</b>	Shimano SLX
<b>FRONT DERAILLEUR</b>	N/A
<b>REAR DERAILLEUR</b>	Shimano SLX
<b>BRAKES</b>	Shimano MT520
<b>BRAKE LEVERS</b>	Shimano MT501
<b>CASSETTE</b>	Shimano SLX, 10x51
<b>CHAIN</b>	KMC X-12
<b>CRANKSET</b>	Shimano SLX, 30t
<b>BOTTOM BRACKET</b>	Shimano, press fit
WHEELS	
<b>RIMS</b>	Giant AM 29 tubeless ready sleeve-joint rim, 30mm inner width
<b>HUBS</b>	[F] Shimano Boost 15x110, sealed bearing [R] Shimano Boost 12x148, sealed bearing
<b>SPOKES</b>	Sapim
<b>TIRES</b>	[F] Maxxis Minion DHF 29x2.3, 3C, EXO, TR [R] Maxxis Aggressor 29x2.3, 3C, EXO, TR, tubeless
<b>EXTRAS</b>	tubeless prepared

## FEATURES

- Frame: ALUXX SL-Grade Aluminum, 115mm Maestro suspension
- Fork: Fox 34 Float Rhythm, 130mm, GRIP damper, Boost 15x110 Kabolt, 44mm offset, custom tuned for Giant
- Shifters: Shimano SLX
- Crankset: Shimano SLX, 30t
- Colors: Black/Teal

## GEOMETRY

FRAME	S	M	L	XL
Seat Tube Length (mm)	380	431	464	496
Seat Tube Angle	74.5°	74.5°	74.5°	74.5°
Top Tube Length (mm)	592	612	632	652
Head Tube Length (mm)	95	110	110	120
Head Tube Angle	66.5°	66.5°	66.5°	66.5°
Fork Rake (mm)	44	44	44	44
Trail (mm)	116.8	116.8	116.8	116.8
Wheelbase (mm)	1154	1176	1196	1218
Chain Stay Length (mm)	435	435	435	435
Bottom Bracket Drop (mm)	35	35	35	35
Stack (mm)	599	613	613	622
Reach (mm)	426	442	462	480
Stand Over Height (mm)	708	740	761	785
Handlebar Width (mm)	780	780	780	780
Stem Length (mm)	40	40	50	60
Crank Length (mm)	170	175	175	175
Wheel Size	29"	29"	29"	29"

*The specifications, colors, and availability of the products can be subjects to alter without prior notification. For availability and prices, please contact the retailers in your city / country.*



## SPECS

FRAME	
<b>SIZES</b>	S, M, L, XL
<b>COLORS</b>	Black Ti/Black/Chrome
<b>FRAME</b>	ALUXX SL-Grade Aluminum, 115mm Maestro suspension
<b>FORK</b>	Marzocchi Z2, 130mm, GRIP damper, Boost 15x110 Kabolt, 44mm offset, custom tuned for Giant
<b>SHOCK</b>	Fox Float DPS Performance, 165/42.5, custom tuned for Giant
COMPONENTS	
<b>HANDLEBAR</b>	Giant Contact TR35, 780x35mm, 20mm rise
<b>STEM</b>	Giant Contact SL 35
<b>SEATPOST</b>	Giant Contact Switch dropper post with remote, 30.9
<b>SADDLE</b>	Giant Romero
<b>PEDALS</b>	platform
DRIVETRAIN	
<b>SHIFTERS</b>	Shimano Deore
<b>FRONT DERAILLEUR</b>	N/A
<b>REAR DERAILLEUR</b>	Shimano Deore
<b>BRAKES</b>	Shimano MT420/MT410
<b>BRAKE LEVERS</b>	Shimano MT401
<b>CASSETTE</b>	Shimano Deore, 10x51
<b>CHAIN</b>	Shimano
<b>CRANKSET</b>	Praxis Cadet Boost, 30t
<b>BOTTOM BRACKET</b>	Praxis, press fit
WHEELS	
<b>RIMS</b>	Giant AM 29 tubeless ready sleeve-joint rim, 30mm inner width
<b>HUBS</b>	Giant Boost
<b>SPOKES</b>	Sapim
<b>TIRES</b>	[F] Maxxis Minion DHF 29x2.3, 3C, EXO, TR [R] Maxxis Aggressor 29x2.3, 3C, EXO, TR, tubeless
<b>EXTRAS</b>	tubeless prepared

## FEATURES

- Frame: ALUXX SL-Grade Aluminum, 115mm Maestro suspension
- Fork: Marzocchi Z2, 130mm, GRIP damper, Boost 15x110 Kabolt, 44mm offset, custom tuned for Giant
- Shifters: Shimano Deore
- Crankset: Praxis Cadet Boost, 30t
- Colors: Black Ti/Black/Chrome

## GEOMETRY

FRAME	S	M	L	XL
Seat Tube Length (mm)	380	431	464	496
Seat Tube Angle	74.5°	74.5°	74.5°	74.5°
Top Tube Length (mm)	592	612	632	652
Head Tube Length (mm)	95	110	110	120
Head Tube Angle	66.5°	66.5°	66.5°	66.5°
Fork Rake (mm)	44	44	44	44
Trail (mm)	116.8	116.8	116.8	116.8
Wheelbase (mm)	1154	1176	1196	1218
Chain Stay Length (mm)	435	435	435	435
Bottom Bracket Drop (mm)	35	35	35	35
Stack (mm)	599	613	613	622
Reach (mm)	426	442	462	480
Stand Over Height (mm)	708	740	761	785
Handlebar Width (mm)	780	780	780	780
Stem Length (mm)	40	40	50	60
Crank Length (mm)	170	175	175	175
Wheel Size	29"	29"	29"	29"

*The specifications, colors, and availability of the products can be subjects to alter without prior notification. For availability and prices, please contact the retailers in your city / country.*



## SPECS

FRAME	
<b>SIZES</b>	S, M, L, XL
<b>COLORS</b>	Matte Black/Gloss Black/Chrome
<b>FRAME</b>	ALUXX SL-Grade Aluminum, 140mm Maestro suspension
<b>FORK</b>	RockShox 35 Gold, 150mm, Boost 15x110 QR, tapered, custom tuned for Giant
<b>SHOCK</b>	Fox Float DPS Performance, 185/52.5, custom tuned for Giant
COMPONENTS	
<b>HANDLEBAR</b>	Giant Connect Trail, 780x35mm, 20mm rise
<b>STEM</b>	Giant Contact
<b>SEATPOST</b>	Giant Contact Switch dropper post with remote, 30.9
<b>SADDLE</b>	Giant Romero
<b>PEDALS</b>	platform
DRIVETRAIN	
<b>SHIFTERS</b>	Shimano Deore
<b>FRONT DERAILLEUR</b>	N/A
<b>REAR DERAILLEUR</b>	Shimano Deore
<b>BRAKES</b>	Shimano MT420
<b>BRAKE LEVERS</b>	Shimano MT401
<b>CASSETTE</b>	Shimano Deore, 10x51
<b>CHAIN</b>	Shimano
<b>CRANKSET</b>	Praxis Cadet Boost, 30t
<b>BOTTOM BRACKET</b>	Praxis, press fit
WHEELS	
<b>RIMS</b>	Giant AM 27.5 tubeless ready sleeve-joint rim, 30mm inner width
<b>HUBS</b>	[F] Shimano Boost 15x110, sealed bearing [R] Shimano Boost 12x148, sealed bearing
<b>SPOKES</b>	Sapim
<b>TIRES</b>	[F] Maxxis High Roller II 27.5x2.5, 3C, EXO, TR, tubeless [R] Maxxis High Roller II 27.5x2.4, 3C, EXO, TR, tubeless
<b>EXTRAS</b>	tubeless prepared

## FEATURES

- Frame: ALUXX SL-Grade Aluminum, 140mm Maestro suspension
- Fork: RockShox 35 Gold, 150mm, Boost 15x110 QR, tapered, custom tuned for Giant
- Shifters: Shimano Deore
- Crankset: Praxis Cadet Boost, 30t
- Colors: Matte Black/Gloss Black/Chrome

## GEOMETRY

FRAME	XS	S	M	L	XL
Seat Tube Length (mm)	370	380	431	482	507
Seat Tube Angle	73.5°	73.5°	73.5°	73.5°	73.5°
Top Tube Length (mm)	560	580	610	630	655
Head Tube Length (mm)	100	100	105	130	145
Head Tube Angle	67.0°	67.0°	67.0°	67.0°	67.0°
Fork Rake (mm)	42	42	42	42	42
Trail (mm)	104.2	104.2	104.2	104.2	104.2
Wheelbase (mm)	1109	1129	1160	1183	1209
Chain Stay Length (mm)	435	435	435	435	435
Bottom Bracket Drop (mm)	15	15	15	15	15
Stack (mm)	587	587	591	614	628
Reach (mm)	386	406	435	448	469
Stand Over Height (mm)	697	701	723	768	788
Handlebar Width (mm)	780	780	780	780	780
Stem Length (mm)	40	50	50	50	60
Crank Length (mm)	170	170	175	175	175
Wheel Size	27.5"	27.5"	27.5"	27.5"	27.5"

*The specifications, colors, and availability of the products can be subjects to alter without prior notification. For availability and prices, please contact the retailers in your city / country.*





## SPECS

FRAME	
Frame	ALUXX-Grade Butted Aluminum
Fork	SXC32-2_RL Alloy_SingleAir 29"/27.5" QR SingleAir
Shock	
Headset	
COMPONENTS	
Handlebar	Giant Connect Trail, 780mm x 31.8mm, GA 690mm
Grip	Giant Sole-O Grip
Stem	Giant Sport, 7 Degree
Seatpost	Giant Sport, 30.9
Saddle	VL1353+ Custom design
Pedal	Nylon body/cage NEW(Feimin 803) Nylon body/Steel cage MTB Caged, 9/16"(GESCC)
DRIVETRAIN	
Shifters	Shimano Deore M6100, 1x12
Front Derailleur	n/a
Rear Derailleur	Shimano Deore M6100, Shadow +
Brakes	Tektro HDC M275 (special edition) [F] 180mm [R] 160mm, Hydraulic
Brake Levers	Tektro HDC M275 (special edition)
Cassette	Shimano Deore M6100, 10-51
Chain	Shimano
Crankset	Prowheel MPX 12w/ Alloy C.Ring, 30t w/O Chain Guard for 27.5" Prowheel MPX 12w/ Alloy C.Ring, 32t w/O Chain Guard for 29"
Bottom Bracket	Cartridge

WHEELS	
Rims	Giant GX03V 29" 6061 Aluminum, Double Wall, 21mm Inner Width
Hubs	[F] Giant Tracker Sport QR, Loose Ball [R] Shimano FH-MT401 Check low cost DM microsplines option Shimano HB-MT200 Shimano FH-MT401
Spokes	Stainless 14G
Tires	Maxxis Rekon 2,4" 60tpi
Extras	Chain FIT for GA



## SPECS

### FRAME

Frame	ALUXX-Grade Butted Aluminum
Fork	SXC32-2_RL Alloy_SingleAir 29"/27.5" QR SingleAir

Shock

Headset

### COMPONENTS

Handlebar	Giant Connect Trail, 780mm x 31.8mm, GA 690mm
Grip	Giant Sole-O Grip
Stem	Giant Sport, 7 Degree
Seatpost	Giant Sport, 30.9
Saddle	VL1353+ Custom design
Pedal	Nylon body/cage NEW(Feimin 803) Nylon body/Steel cage MTB Caged, 9/16"(GESG)

### DRIVETRAIN

Shifters	Shimano Deore M4100, 1x10
Front Derailleur	n/a
Rear Derailleur	Shimano Deore M5120, Shadow +
Brakes	Tektro HDC M275 (special edition) [F] 180mm [R] 160mm, Hydraulic
Brake Levers	Tektro HDC M275 (special edition)
Cassette	Shimano Deore M4100, 10sp, 11-42
Chain	KMC X10
Crankset	Prowheel Charm-TT Charm 30t w/Steel C.Ring, 30t w/O Chain Guard for 27.5" Prowheel Charm-TT Charm 32t w/Steel C.Ring, 32t w/O Chain Guard for 29"
Bottom Bracket	Cartridge

### WHEELS

Rims	Giant GX03V 29" 6061 Aluminum, Double Wall, 21mm Inner Width
Hubs	[F] Giant Tracker Sport QR, Loose Ball [R] Giant Tracker Sport QR, Loose Ball
Spokes	Stainless 14G
Tires	Maxxis Rekon 2.4" 60tpi



## SPECS

FRAME		WHEELS	
Frame	ALUXX-Grade Butted Aluminum	Rims	Giant GX03V 29" 6061 Aluminum, Double Wall, 21mm Inner Width
Fork	SXC32-2_RL Alloy_SingleAir 29"/27.5" QR SingleAir SXC32-2RRL Alloy Single Air29"/27.5" QR	Hubs	[F]Giant Tracker Sport QR, Loose Ball [R] Giant Tracker Sport QR, Loose Ball
Shock		Spokes	Stainless 14G
Headset		Tires	Maxxis Rekon 2,4" 60tpi
COMPONENTS			
Handlebar	Giant Connect Trail, 780mm x 31.8mm,GA 690mm		
Grip	Giant Sole-O Grip		
Stem	Giant Sport, 7 Degree		
Seatpost	Giant Sport, 30.9		
Saddle	VL1353+ Custom design		
Pedal	Nylon body/cage NEW(Feimin 803) Nolon body/Steel cage MTB Caged, 9/16"(GESG)		
DRIVETRAIN			
Shifters	Shimano Deore M5100, 2x11		
Front Derailleur	Shimano Deore M5100-M		
Rear Derailleur	Shimano Deore M4100		
Brakes	Shimano BR-MT200 [F] 180 [R] 160, Hydraulic		
Brake Levers	Shimano BL-MT200		
Cassette	Shimano Deore M5100 11sp, 11-42		
Chain	KMC X11		
Crankset	Praxis Cadet 36-22		
Bottom Bracket	Cartridge		



## SPECS

FRAME	
Frame	ALUXX-Grade Butted Aluminum
Fork	SR Suntour XCT30 HLO 29"/27.5", 100mm Travel, Lockout, with Preload Adjuster
Shock	
Headset	
COMPONENTS	
Handlebar	Giant Connect Trail, 780mm x 31.8mm,GA/GJ 690mm
Grip	Giant Sole-O Grip
Stem	Giant Sport, 7 Degree
Seatpost	Giant Sport, 30.9
Saddle	VLI353+ Custom design
Pedal	Nylon body/cage NEW(Feimin 803) Nylon body/Steel cage MTB Caged, 9/16"(GESC)
DRIVETRAIN	
Shifters	SL-M315 8speed
Front Derailleur	Shimano FD-M315
Rear Derailleur	Shimano Acera
Brakes	Tektro HDC M275 (special edition) [F] 180mm [R] 160mm, Hydraulic
Brake Levers	Tektro HDC M275 (special edition)
Cassette	CS-HG200-8 12-32T
Chain	KMC 8.3
Crankset	ProWheel Forged 2x8, 36-22, steel chainrings
Bottom Bracket	Cartridge

WHEELS	
Rims	Giant GX03V 29" 6061 Aluminum, Double Wall, 21mm Inner Width
Hubs	[F]Giant Tracker Sport QR, Loose Ball [R] Giant Tracker Sport QR, Loose Ball
Spokes	Stainless 14G
Tires	Maxxis Rekon 2,25 60tpi



## SPECS

FRAME	
Frame	ALUXX-Grade Butted Aluminum
Fork	SR Suntour XCR 32 Coil, LR-R, Remote lockout,QR
Shock	
Headset	
COMPONENTS	
Handlebar	Giant Connect Trail, 780mm x 31.8mm,GA 690mm
Grip	Giant Sole-O Grip
Stem	Giant Sport, 7 Degree
Seatpost	Giant Sport, 30.9
Saddle	VL1353+ Custom design
Pedal	Nylon body/cage NEW(Feimin 803) Nylon body/Steel cage MTB Caged, 9/16"(GESG)
DRIVETRAIN	
Shifters	Shimano Alivio SL-M3100 2x9
Front Derailleur	Shimano Alivio FD-M3120-M
Rear Derailleur	Shimano Deore, RD M592 SHadow
Brakes	Shimano BR-MT200 [F] 180 [R] 160, Hydraulic
Brake Levers	Shimano BL-MT200
Cassette	CS-HG200-9 11-36T
Chain	KMC X9
Crankset	Shimano MT101-2, 36-22
Bottom Bracket	Cartridge

WHEELS	
Rims	Giant GX03V 29" 6061 Aluminum, Double Wall, 21mm Inner Width
Hubs	[F] Giant Tracker Sport QR, Loose Ball [R] Giant Tracker Sport QR, Loose Ball
Spokes	Stainless 14G
Tires	Maxxis Rekon 2,25 60tpi



## SPECS

### FRAME

Frame	ALUXX-Grade Butted Aluminum
Fork	SR Suntour XCE 29/27.5", 100/80mm Travel
Shock	
Headset	

### COMPONENTS

Handlebar	Giant Connect Trail, 780mm x 31.8mm, GA 690mm
Grip	Giant Sole-O Grip
Stem	Giant Sport, 7 Degree
Seatpost	Giant Sport, 30.9
Saddle	VL1353+ Custom design DDK-GP100M (GHM/PC)
Pedal	Nylon body/cage NEW(Feimin 803) Nylon body/Steel cage MTB Caged, 9/16"(GESG)

### DRIVETRAIN

Shifters	SL-M315 7speed
Front Derailleur	Shimano M315
Rear Derailleur	Shimano Tourney
Brakes	Tektro HDC M275 (special edition) [F] 180mm [R] 160mm, Hydraulic
Brake Levers	Tektro HDC M275 (special edition)
Cassette	Shimano MF-TZ500 14-34 Shimano MF-TZ500 14-28
Chain	KMC Z7
Crankset	ProWheel Forged 2x7, 36-22, steel chainrings
Bottom Bracket	Cartridge

### WHEELS

Rims	Giant GX03V 29" 6061 Aluminum, Double Wall, 21mm Inner Width
Hubs	[F] Giant Tracker Sport QR, Loose Ball [R] Giant Tracker Sport QR, Loose Ball
Spokes	Stainless 14G
Tires	Maxxis Ikonr 2,2" 60tpi



## SPECS

FRAME	
Frame	ALUXX-Grade Butted Aluminum
Fork	SR Suntour XCM RL, Remote lockout,QR
Shock	
Headset	
COMPONENTS	
Handlebar	Giant Connect Trail, 780mm x 31.8mm,GA 690mm
Grip	Giant Sole-O Grip
Stem	Giant Sport, 7 Degree
Seatpost	Giant Sport, 30.9
Saddle	VL1353+ Custom design DDK-GP100M (GHM/PC)
Pedal	Nylon body/cage NEW(Feimin 803) Nolon body/Steel cage MTB Caged, 9/16"(GESCC)
DRIVETRAIN	
Shifters	Shimano Altus SL-M2010 2x9
Front Derailleur	Shimano Alivio FD-M3120-M
Rear Derailleur	Shimano Alivio, RD M3100
Brakes	Tektro HDC M275 (special edition) [F] 180mm [R] 160mm, Hydraulic
Brake Levers	Tektro HDC M275 (special edition)
Cassette	CS-HG200-9 11-36T
Chain	KMC X9
Crankset	ProWheel Forged 2x9, 36-22, steel chainrings
Bottom Bracket	Cartridge

WHEELS	
Rims	Giant GX03V 29" 6061 Aluminum, Double Wall, 21mm Inner Width
Hubs	[F]Giant Tracker Sport QR, Loose Ball [R] Giant Tracker Sport QR, Loose Ball
Spokes	Stainless 14G
Tires	Maxxis Rekon 2,25 60tpi



## SPECS

### FRAME

Frame	ALUXX-Grade Butted Aluminum
Fork	SR Suntour XCE 29/27.5", 100/80mm Travel
Shock	
Headset	

### COMPONENTS

Handlebar	Giant Connect Trail, 780mm x 31.8mm, GA 690mm
Grip	Giant Sole-O Grip
Stem	Giant Sport, 7 Degree
Seatpost	Giant Sport, 30.9
Saddle	VL1353+ Custom design DDK-GP100M (GHM/PC)
Pedal	Nylon body/cage NEW(Feimin 803) Nylon body/Steel cage MTB Caged, 9/16"(GESG)

### DRIVETRAIN

Shifters	SL-M315 7speed
Front Derailleur	Shimano M315
Rear Derailleur	Shimano Tourney
Brakes	TKB-172 customized mechanical disc
Brake Levers	Mechanical Disc, RS360A
Cassette	Shimano MF-TZ500 14-34
Chain	KMC Z7
Crankset	ProWheel Forged 2x7, 36-22, steel chainrings
Bottom Bracket	Cartridge

### WHEELS

Rims	Giant GX03V 29" 6061 Aluminum, Double Wall, 21mm Inner Width
Hubs	[F] Giant Tracker Sport QR, Loose Ball [R] Giant Tracker Sport QR, Loose Ball
Spokes	Stainless 14G
Tires	Maxxis Ikonr 2,2" 60tpi





## SPECIFIKACIJE

OKVIR	
VELIKOSTI	27.5: XS,S,M,L 29: S,M,L,XL,XXL
BARVE	Blue Ashes
OKVIR	ALUXX-Grade Aluminum, disc
VILICE	SXC32-2 RL 29 or 27.5, air spring, 100mm or 80mm, QR, alloy steerer, rebound adjust
AMORTIZER	N/A
KOMPONENTE	
KRMILO	Giant Connect Trail, 780x31.8
OPORA KRMILA	Giant Sport, 7-degree
OPORA SEDEŽA	Giant Sport, 30.9
SEDEŽ	Giant custom
PEDALA	MTB caged
POGON	
PRESTAVNE ROČICE	Shimano Deore
PREDNJI MENJALNIK	N/A
ZADNJI MENJALNIK	Shimano Deore
ZAVORE	Tektro TKD 143, hydraulic
ZAVORNE ROČICE	Tektro TKD 143, hydraulic
VERIŽNIK	Shimano Deore, 10x51
VERIGA	Shimano
GONILKE Z VERIŽNIKI	ProWheel MPX, 30t or 32t
BOTTOM BRACKET	cartridge
OBROČNIKI	
OBROČI	Giant GX03V 29 or 27.5, alloy, double wall, 21mm inner width
PESTA	Shimano, sealed bearing
NAPERE	stainless, 14g
PLAŠČI	Maxxis Rekon 27.5 or 29x2.4, wire bead

## ZNAČILNOSTI

- Okvir: ALUXX-Grade Aluminum, disc
- Vilice: SXC32-2 RL 29 or 27.5, air spring, 100mm or 80mm, QR, alloy steerer, rebound adjust
- Prestavne ročice: Shimano Deore
- Gonilke z verižniki: ProWheel MPX, 30t or 32t
- Barve: Blue Ashes

## GEOMETRIJA

OKVIR	XS (27.5")	S (27.5")	S (29")	M (27.5")	M (29")	L (27.5")	L (29")	XL (29")	XXL (29")
Dolžina sedežne cevi (mm)	350	385	390	430	440	490	490	535	565
Kot sedežne cevi	74,0°	74,0°	74,0°	74,0°	74,0°	74,0°	74,0°	74,0°	74,0°
Top Tube Length (mm)	544	569	577	597	599	618	620	639	658
Višina glave okvirja (mm)	95	115	95	130	105	155	125	140	155
Krmlini kot	67,5°	67,5°	68,5°	67,5°	68,5°	67,5°	68,5°	68,5°	68,5°
Zamik vpetja osi (mm)	42	42	51	42	51	42	51	51	51
Trail (mm)	103	103	94	103	94	103	94	94	94
Medosna razdalja (mm)	1079	1106	1126	1137	1150	1162	1172	1192	1213
Dolžina cevi ob verigi (mm)	440	440	455	440	455	440	455	455	455
Bottom Bracket Drop (mm)	45	45	55	45	55	45	55	55	55
Oddaljenost zgornje cevi od gonilne osi (mm)	533	571	602	598	611	621	630	644	658
Doseg (mm)	385	405	404	425	424	440	439	454	469
Višina zgornje cevi (mm)	686	711	732	748	766	794	805	839	856
Širina krmila (mm)	780	780	780	780	780	780	780	780	780
Dolžina opore krmila (mm)	40	50	50	60	60	70	70	80	90
Dolžina gonilke (mm)	165	170	170	175	175	175	175	175	175
Velikost obročnikov	27.5"	27.5"	29"	27.5"	29"	27.5"	29"	29"	29"

Vse navedene specifikacije se lahko spremenijo brez obvestila.



## SPECIFIKACIJE

OKVIR	
VELIKOSTI	27.5: XS,S,M,L 29: S,M,L,XXL
BARVE	Black
OKVIR	ALUXX-Grade Aluminum, disc
VILICE	SXC32-2 RL 29 or 27.5, air spring, 100mm or 80mm, QR, alloy steerer, rebound adjust
AMORTIZER	N/A
KOMPONENTE	
KRMILO	Giant Connect Trail, 780x31.8
OPORA KRMILA	Giant Sport, 7-degree
OPORA SEDEŽA	Giant Sport, 30.9
SEDEŽ	Giant custom
PEDALA	MTB caged
POGON	
PRESTAVNE ROČICE	Shimano Deore
PREDNJI MENJALNIK	Shimano Deore
ZADNJI MENJALNIK	Shimano Deore
ZAVORE	Shimano BR-MT200
ZAVORNE ROČICE	Shimano BL-MT200
VERIŽNIK	Shimano Deore, 11x42
VERIGA	KMC X11
GONILKE Z VERIŽNIKI	Praxis Cadet, 22/36
BOTTOM BRACKET	cartridge
OBROČNIKI	
OBROČI	Giant GX03V 29 or 27.5, alloy, double wall, 21mm inner width
PESTA	[F]Giant Tracker Giant Sport QR, loose ball [R] Giant Tracker Giant Sport QR, loose ball
NAPERE	stainless, 14g
PLAŠČI	Maxxis Rekon 27.5 or 29x2.4, wire bead

## ZNAČILNOSTI

- Okvir: ALUXX-Grade Aluminum, disc
- Vilice: SXC32-2 RL 29 or 27.5, air spring, 100mm or 80mm, QR, alloy steerer, rebound adjust
- Prestavne ročice: Shimano Deore
- Gonilke z verižniki: Praxis Cadet, 22/36
- Barve: Black

## GEOMETRIJA

OKVIR	XS (27.5")	S (27.5")	S (29")	M (27.5")	M (29")	L (27.5")	L (29")	XL (29")	XXL (29")
Dolžina sedežne cevi (mm)	350	385	390	430	440	490	490	535	565
Kot sedežne cevi	74,0°	74,0°	74,0°	74,0°	74,0°	74,0°	74,0°	74,0°	74,0°
Top Tube Length (mm)	544	569	577	597	599	618	620	639	658
Višina glave okvirja (mm)	95	115	95	130	105	155	125	140	155
Krmlini kot	67,5°	67,5°	68,5°	67,5°	68,5°	67,5°	68,5°	68,5°	68,5°
Zamik vpetja osi (mm)	42	42	51	42	51	42	51	51	51
Trail (mm)	103	103	94	103	94	103	94	94	94
Medosna razdalja (mm)	1079	1106	1126	1137	1150	1162	1172	1192	1213
Dolžina cevi ob verigi (mm)	440	440	455	440	455	440	455	455	455
Bottom Bracket Drop (mm)	45	45	55	45	55	45	55	55	55
Oddaljenost zgornje cevi od gonilne osi (mm)	533	571	602	598	611	621	630	644	658
Doseg (mm)	385	405	404	425	424	440	439	454	469
Višina zgornje cevi (mm)	686	711	732	748	766	794	805	839	856
Širina krmila (mm)	780	780	780	780	780	780	780	780	780
Dolžina opore krmila (mm)	40	50	50	60	60	70	70	80	90
Dolžina gonilke (mm)	165	170	170	175	175	175	175	175	175
Velikost obročnikov	27.5"	27.5"	29"	27.5"	29"	27.5"	29"	29"	29"

Vse navedene specifikacije se lahko spremenijo brez obvestila.



## SPECIFIKACIJE

OKVIR	
VELIKOSTI	27.5: XS,S,M,L 29: S,M,L,XL,XXL
BARVE	Eclipse Concrete, Red Clay, Concrete
OKVIR	ALUXX-Grade Aluminum, disc
VILICE	SR Suntour XCT30 HLO 29 or 27.5, air spring, 100mm or 80mm, QR, alloy steerer, lockout
AMORTIZER	N/A
KOMPONENTE	
KRMILO	Giant Connect Trail, 780x31.8
OPORA KRMILA	Giant Sport, 7-degree
OPORA SEDEŽA	Giant Sport, 30.9
SEDEŽ	Giant custom
PEDALA	MTB caged
POGON	
PRESTAVNE ROČICE	Shimano SL-M315
PREDNJI MENJALNIK	Shimano FD-M315
ZADNJI MENJALNIK	Shimano Acera
ZAVORE	Tektro TKD 143, hydraulic
ZAVORNE ROČICE	Tektro TKD 143, hydraulic
VERIŽNIK	Shimano CS-HG200, 12x32
VERIGA	KMC 8.3
GONILKE Z VERIŽNIKI	ProWheel forged, 22/36
BOTTOM BRACKET	cartridge
OBROČNIKI	
OBROČI	Giant GX03V 29 or 27.5, alloy, double wall, 21mm inner width
PESTA	[F]Giant Tracker Giant Sport QR, loose ball [R] Giant Tracker Giant Sport QR, loose ball
NAPERE	stainless, 14g
PLAŠČI	Maxxis Rekon 27.5 or 29x2.4, wire bead

## ZNAČILNOSTI

- Okvir: ALUXX-Grade Aluminum, disc
- Vilice: SR Suntour XCT30 HLO 29 or 27.5, air spring, 100mm or 80mm, QR, alloy steerer, lockout
- Prestavne ročice: Shimano SL-M315
- Gonilke z verižniki: ProWheel forged, 22/36
- Barve: Eclipse Concrete, Red Clay, Concrete

## GEOMETRIJA

OKVIR	XS (27.5")	S (27.5")	S (29")	M (27.5")	M (29")	L (27.5")	L (29")	XL (29")	XXL (29")
Dolžina sedežne cevi (mm)	350	385	390	430	440	490	490	535	565
Kot sedežne cevi	74,0°	74,0°	74,0°	74,0°	74,0°	74,0°	74,0°	74,0°	74,0°
Top Tube Length (mm)	544	569	577	597	599	618	620	639	658
Višina glave okvirja (mm)	95	115	95	130	105	155	125	140	155
Krmlini kot	67,5°	67,5°	68,5°	67,5°	68,5°	67,5°	68,5°	68,5°	68,5°
Zamik vpetja osi (mm)	42	42	51	42	51	42	51	51	51
Trail (mm)	103	103	94	103	94	103	94	94	94
Medosna razdalja (mm)	1079	1106	1126	1137	1150	1162	1172	1192	1213
Dolžina cevi ob verigi (mm)	440	440	455	440	455	440	455	455	455
Bottom Bracket Drop (mm)	45	45	55	45	55	45	55	55	55
Oddaljenost zgornje cevi od gonilne osi (mm)	533	571	602	598	611	621	630	644	658
Doseg (mm)	385	405	404	425	424	440	439	454	469
Višina zgornje cevi (mm)	686	711	732	748	766	794	805	839	856
Širina krmila (mm)	780	780	780	780	780	780	780	780	780
Dolžina opore krmila (mm)	40	50	50	60	60	70	70	80	90
Dolžina gonilke (mm)	165	170	170	175	175	175	175	175	175
Velikost obročnikov	27.5"	27.5"	29"	27.5"	29"	27.5"	29"	29"	29"

Vse navedene specifikacije se lahko spremenijo brez obvestila.



## SPECIFIKACIJE

OKVIR	
VELIKOSTI	27.5: XS,S,M,L 29: S,M,L,XL,XXL
BARVE	Red Clay, Concrete
OKVIR	ALUXX-Grade Aluminum, disc
VILICE	SR Suntour XCT30 HLO 29 or 27.5, air spring, 100mm or 80mm, QR, alloy steerer, lockout
AMORTIZER	N/A
KOMPONENTE	
KRMILO	Giant Connect Trail, 780x31.8
OPORA KRMILA	Giant Sport, 7-degree
OPORA SEDEŽA	Giant Sport, 30.9
SEDEŽ	Giant custom
PEDALA	MTB caged
POGON	
PRESTAVNE ROČICE	Shimano Alivio
PREDNJI MENJALNIK	Shimano Alivio
ZADNJI MENJALNIK	Shimano Deore
ZAVORE	Shimano BR-MT200
ZAVORNE ROČICE	Shimano BL-MT200
VERIŽNIK	Shimano CS-HG200, 11x36
VERIGA	KMC X9
GONILKE Z VERIŽNIKI	Shimano MT101, 22/36
BOTTOM BRACKET	cartridge
OBROČNIKI	
OBROČI	Giant GX03V 29 or 27.5, alloy, double wall, 21mm inner width
PESTA	[F]Giant Tracker Giant Sport QR, loose ball [R] Giant Tracker Giant Sport QR, loose ball
NAPERE	stainless, 14g
PLAŠČI	Maxxis Rekon 27.5 or 29x2.4, wire bead

## ZNAČILNOSTI

- Okvir: ALUXX-Grade Aluminum, disc
- Vilice: SR Suntour XCT30 HLO 29 or 27.5, air spring, 100mm or 80mm, QR, alloy steerer, lockout
- Prestavne ročice: Shimano Alivio
- Gonilke z verižniki: Shimano MT101, 22/36
- Barve: Red Clay, Concrete

## GEOMETRIJA

OKVIR	XS (27.5")	S (27.5")	S (29")	M (27.5")	M (29")	L (27.5")	L (29")	XL (29")	XXL (29")
Dolžina sedežne cevi (mm)	350	385	390	430	440	490	490	535	565
Kot sedežne cevi	74,0°	74,0°	74,0°	74,0°	74,0°	74,0°	74,0°	74,0°	74,0°
Top Tube Length (mm)	544	569	577	597	599	618	620	639	658
Višina glave okvirja (mm)	95	115	95	130	105	155	125	140	155
Krmlini kot	67,5°	67,5°	68,5°	67,5°	68,5°	67,5°	68,5°	68,5°	68,5°
Zamik vpetja osi (mm)	42	42	51	42	51	42	51	51	51
Trail (mm)	103	103	94	103	94	103	94	94	94
Medosna razdalja (mm)	1079	1106	1126	1137	1150	1162	1172	1192	1213
Dolžina cevi ob verigi (mm)	440	440	455	440	455	440	455	455	455
Bottom Bracket Drop (mm)	45	45	55	45	55	45	55	55	55
Oddaljenost zgornje cevi od gonilne osi (mm)	533	571	602	598	611	621	630	644	658
Doseg (mm)	385	405	404	425	424	440	439	454	469
Višina zgornje cevi (mm)	686	711	732	748	766	794	805	839	856
Širina krmila (mm)	780	780	780	780	780	780	780	780	780
Dolžina opore krmila (mm)	40	50	50	60	60	70	70	80	90
Dolžina gonilke (mm)	165	170	170	175	175	175	175	175	175
Velikost obročnikov	27.5"	27.5"	29"	27.5"	29"	27.5"	29"	29"	29"

Vse navedene specifikacije se lahko spremenijo brez obvestila.



## SPECIFIKACIJE

OKVIR	
VELIKOSTI	27.5: XS,S,M,L 29: S,M,L,XL,XXL
BARVE	Trekking Green, Metallic Black
OKVIR	ALUXX-Grade Aluminum, disc
VILICE	SR Suntour XCE 29 or 27.5, air spring, 100mm or 80mm, QR, alloy steerer, lockout
AMORTIZER	N/A
KOMPONENTE	
KRMILO	Giant Connect Trail, 780x31.8
OPORA KRMILA	Giant Sport, 7-degree
OPORA SEDEŽA	Giant Sport, 30.9
SEDEŽ	Giant custom
PEDALA	MTB caged
POGON	
PRESTAVNE ROČICE	Shimano SL-M315
PREDNJI MENJALNIK	Shimano M315
ZADNJI MENJALNIK	Shimano Tourney
ZAVORE	Tektro TKD 143, hydraulic
ZAVORNE ROČICE	Tektro TKD 143, hydraulic
VERIŽNIK	Shimano MF-TZ500, 14x28
VERIGA	KMC Z7
GONILKE Z VERIŽNIKI	ProWheel forged, 22/36
BOTTOM BRACKET	cartridge
OBROČNIKI	
OBROČI	Giant GX03V 29 or 27.5, alloy, double wall, 21mm inner width
PESTA	[F] Giant Tracker Giant Sport QR, loose ball [R] Giant Tracker Giant Sport QR, loose ball
NAPERE	stainless, 14g
PLAŠČI	Maxxis Ikon 27.5 or 29x2.2, wire bead

## ZNAČILNOSTI

- Okvir: ALUXX-Grade Aluminum, disc
- Vilice: SR Suntour XCE 29 or 27.5, air spring, 100mm or 80mm, QR, alloy steerer, lockout
- Prestavne ročice: Shimano SL-M315
- Gonilke z verižniki: ProWheel forged, 22/36
- Barve: Trekking Green, Metallic Black

## GEOMETRIJA

OKVIR	XS (27.5")	S (27.5")	S (29")	M (27.5")	M (29")	L (27.5")	L (29")	XL (29")	XXL (29")
Dolžina sedežne cevi (mm)	350	385	390	430	440	490	490	535	565
Kot sedežne cevi	74,0°	74,0°	74,0°	74,0°	74,0°	74,0°	74,0°	74,0°	74,0°
Top Tube Length (mm)	544	569	577	597	599	618	620	639	658
Višina glave okvirja (mm)	95	115	95	130	105	155	125	140	155
Krmlini kot	67,5°	67,5°	68,5°	67,5°	68,5°	67,5°	68,5°	68,5°	68,5°
Zamik vpetja osi (mm)	42	42	51	42	51	42	51	51	51
Trail (mm)	103	103	94	103	94	103	94	94	94
Medosna razdalja (mm)	1079	1106	1126	1137	1150	1162	1172	1192	1213
Dolžina cevi ob verigi (mm)	440	440	455	440	455	440	455	455	455
Bottom Bracket Drop (mm)	45	45	55	45	55	45	55	55	55
Oddaljenost zgornje cevi od gonilne osi (mm)	533	571	602	598	611	621	630	644	658
Doseg (mm)	385	405	404	425	424	440	439	454	469
Višina zgornje cevi (mm)	686	711	732	748	766	794	805	839	856
Širina krmila (mm)	780	780	780	780	780	780	780	780	780
Dolžina opore krmila (mm)	40	50	50	60	60	70	70	80	90
Dolžina gonilke (mm)	165	170	170	175	175	175	175	175	175
Velikost obročnikov	27.5"	27.5"	29"	27.5"	29"	27.5"	29"	29"	29"

Vse navedene specifikacije se lahko spremenijo brez obvestila.



## SPECIFIKACIJE

OKVIR	
VELIKOSTI	27.5: XS,S,M,L 29: S,M,L,XXL
BARVE	Trekking Green, Metallic Black
OKVIR	ALUXX-Grade Aluminum, disc
VILICE	SR Suntour XCM RL 29 or 27.5, 100mm or 80mm, QR, alloy steerer, lockout
AMORTIZER	N/A
KOMPONENTE	
KRMILO	Giant Connect Trail, 780x31.8
OPORA KRMILA	Giant Sport, 7-degree
OPORA SEDEŽA	Giant Sport, 30.9
SEDEŽ	Giant custom
PEDALA	MTB caged
POGON	
PRESTAVNE ROČICE	Shimano SL-M315
PREDNJI MENJALNIK	Shimano Alivio
ZADNJI MENJALNIK	Shimano Alivio
ZAVORE	Tektro TKD 143, hydraulic
ZAVORNE ROČICE	Tektro TKD 143, hydraulic
VERIŽNIK	Shimano CS-HG200, 11x36
VERIGA	KMC X9
GONILKE Z VERIŽNIKI	ProWheel forged, 22/36
BOTTOM BRACKET	cartridge
OBROČNIKI	
OBROČI	Giant GX03V 29 or 27.5, alloy, double wall, 21mm inner width
PESTA	[F]Giant Tracker Giant Sport QR, loose ball [R] Giant Tracker Giant Sport QR, loose ball
NAPERE	stainless, 14g
PLAŠČI	Maxxis Rekon 27.5 or 29x2.25, wire bead

## ZNAČILNOSTI

- Okvir: ALUXX-Grade Aluminum, disc
- Vilice: SR Suntour XCM RL 29 or 27.5, 100mm or 80mm, QR, alloy steerer, lockout
- Prestavne ročice: Shimano SL-M315
- Gonilke z verižniki: ProWheel forged, 22/36
- Barve: Trekking Green, Metallic Black

## GEOMETRIJA

OKVIR	XS (27.5")	S (27.5")	S (29")	M (27.5")	M (29")	L (27.5")	L (29")	XL (29")	XXL (29")
Dolžina sedežne cevi (mm)	350	385	390	430	440	490	490	535	565
Kot sedežne cevi	74,0°	74,0°	74,0°	74,0°	74,0°	74,0°	74,0°	74,0°	74,0°
Top Tube Length (mm)	544	569	577	597	599	618	620	639	658
Višina glave okvirja (mm)	95	115	95	130	105	155	125	140	155
Krmilni kot	67,5°	67,5°	68,5°	67,5°	68,5°	67,5°	68,5°	68,5°	68,5°
Zamik vpetja osi (mm)	42	42	51	42	51	42	51	51	51
Trail (mm)	103	103	94	103	94	103	94	94	94
Medosna razdalja (mm)	1079	1106	1126	1137	1150	1162	1172	1192	1213
Dolžina cevi ob verigi (mm)	440	440	455	440	455	440	455	455	455
Bottom Bracket Drop (mm)	45	45	55	45	55	45	55	55	55
Oddaljenost zgornje cevi od gonilne osi (mm)	533	571	602	598	611	621	630	644	658
Doseg (mm)	385	405	404	425	424	440	439	454	469
Višina zgornje cevi (mm)	686	711	732	748	766	794	805	839	856
Širina krmila (mm)	780	780	780	780	780	780	780	780	780
Dolžina opore krmila (mm)	40	50	50	60	60	70	70	80	90
Dolžina gonilke (mm)	165	170	170	175	175	175	175	175	175
Velikost obročnikov	27.5"	27.5"	29"	27.5"	29"	27.5"	29"	29"	29"

Vse navedene specifikacije se lahko spremenijo brez obvestila.



## SPECIFIKACIJE

OKVIR	
VELIKOSTI	27.5: XS,S,M,L 29: S,M,L,XL,XXL
BARVE	Eclipse Concrete, Lava Red
OKVIR	ALUXX-Grade Aluminum, disc
VILICE	SR Suntour XCE 29 or 27.5, 100mm or 80mm
AMORTIZER	N/A
KOMPONENTE	
KRMILO	Giant Connect Trail, 780x31.8
OPORA KRMILA	Giant Sport, 7-degree
OPORA SEDEŽA	Giant Sport, 30.9
SEDEŽ	Giant custom
PEDALA	MTB caged
POGON	
PRESTAVNE ROČICE	Shimano SL-M315
PREDNJI MENJALNIK	Shimano M315
ZADNJI MENJALNIK	Shimano Tourney
ZAVORE	Tektro TKD 172, mechanical
ZAVORNE ROČICE	RS360A
VERIŽNIK	Shimano MF-TZ500, 14x34
VERIGA	KMC Z7
GONILKE Z VERIŽNIKI	ProWheel forged, 22/36
BOTTOM BRACKET	cartridge
OBROČNIKI	
OBROČI	Giant GX03V 29 or 27.5, alloy, double wall, 21mm inner width
PESTA	[F] Giant Tracker Giant Sport QR, loose ball [R] Giant Tracker Giant Sport QR, loose ball
NAPERE	stainless, 14g
PLAŠČI	Maxxis Ikon 27.5 or 29x2.2, wire bead

## ZNAČILNOSTI

- Okvir: ALUXX-Grade Aluminum, disc
- Vilice: SR Suntour XCE 29 or 27.5, 100mm or 80mm
- Prestavne ročice: Shimano SL-M315
- Gonilke z verižniki: ProWheel forged, 22/36
- Barve: Eclipse Concrete, Lava Red

## GEOMETRIJA

OKVIR	XS (27.5")	S (27.5")	S (29")	M (27.5")	M (29")	L (27.5")	L (29")	XL (29")	XXL (29")
Dolžina sedežne cevi (mm)	350	385	390	430	440	490	490	535	565
Kot sedežne cevi	74,0°	74,0°	74,0°	74,0°	74,0°	74,0°	74,0°	74,0°	74,0°
Top Tube Length (mm)	544	569	577	597	599	618	620	639	658
Višina glave okvirja (mm)	95	115	95	130	105	155	125	140	155
Krmlini kot	67,5°	67,5°	68,5°	67,5°	68,5°	67,5°	68,5°	68,5°	68,5°
Zamik vpetja osi (mm)	42	42	51	42	51	42	51	51	51
Trail (mm)	103	103	94	103	94	103	94	94	94
Medosna razdalja (mm)	1079	1106	1126	1137	1150	1162	1172	1192	1213
Dolžina cevi ob verigi (mm)	440	440	455	440	455	440	455	455	455
Bottom Bracket Drop (mm)	45	45	55	45	55	45	55	55	55
Oddaljenost zgornje cevi od gonilne osi (mm)	533	571	602	598	611	621	630	644	658
Doseg (mm)	385	405	404	425	424	440	439	454	469
Višina zgornje cevi (mm)	686	711	732	748	766	794	805	839	856
Širina krmila (mm)	780	780	780	780	780	780	780	780	780
Dolžina opore krmila (mm)	40	50	50	60	60	70	70	80	90
Dolžina gonilke (mm)	165	170	170	175	175	175	175	175	175
Velikost obročnikov	27.5"	27.5"	29"	27.5"	29"	27.5"	29"	29"	29"

Vse navedene specifikacije se lahko spremenijo brez obvestila.



## SPECS

FRAME	
<b>SIZES</b>	S, M, L, XL
<b>COLORS</b>	Rosewood
<b>FRAME</b>	ALUXX-Grade Aluminum, 120mm FlexPoint suspension
<b>FORK</b>	RockShox Recon Silver RL, 130mm, Boost 15x110 QR, 51mm offset, Maxle Stealth, custom tuned for Giant
<b>SHOCK</b>	RockShox Monarch R, 184.15/44.45, custom tuned for Giant
COMPONENTS	
<b>HANDLEBAR</b>	Giant Connect Trail, 31.8
<b>STEM</b>	Giant Contact
<b>SEATPOST</b>	Giant Contact Switch dropper with remote, 30.9
<b>SADDLE</b>	Giant Romero
<b>PEDALS</b>	platform
DRIVETRAIN	
<b>SHIFTERS</b>	SRAM SX Eagle
<b>FRONT DERAILLEUR</b>	N/A
<b>REAR DERAILLEUR</b>	SRAM SX Eagle
<b>BRAKES</b>	Shimano MT200
<b>BRAKE LEVERS</b>	Shimano MT201
<b>CASSETTE</b>	SRAM SX Eagle, 11x50
<b>CHAIN</b>	SRAM SX Eagle
<b>CRANKSET</b>	SRAM SX Eagle DUB, 30t
<b>BOTTOM BRACKET</b>	SRAM DUB, press fit
WHEELS	
<b>RIMS</b>	Giant AM 29 alloy, tubeless ready
<b>HUBS</b>	[F] Giant Tracker Performance Boost 15x110, sealed bearing [R] Giant Tracker Giant Sport QR141, loose ball
<b>SPOKES</b>	Sapim
<b>TIRES</b>	Maxxis Forekaster 29x2.35, EXO, TR, tubeless
<b>EXTRAS</b>	tubeless prepared

## FEATURES

- Frame: ALUXX-Grade Aluminum, 120mm FlexPoint suspension
- Fork: RockShox Recon Silver RL, 130mm, Boost 15x110 QR, 51mm offset, Maxle Stealth, custom tuned for Giant
- Shifters: SRAM SX Eagle
- Crankset: SRAM SX Eagle DUB, 30t
- Colors: Rosewood

## GEOMETRY

FRAME	S	M	L	XL
Seat Tube Length (mm)	338	431	482	507
Seat Tube Angle	75.0°	75.0°	75.0°	75.0°
Top Tube Length (mm)	570	593	624	645
Head Tube Length (mm)	100	100	125	140
Head Tube Angle	67.5°	67.5°	67.5°	67.5°
Fork Rake (mm)	51	51	51	51
Trail (mm)	100.1	100.1	100.1	100.1
Wheelbase (mm)	1134	1157	1192	1215
Chain Stay Length (mm)	438	438	438	438
Bottom Bracket Drop (mm)	40	40	40	40
Stack (mm)	612	612	635	668
Reach (mm)	406	429	454	471
Stand Over Height (mm)	730	734	763	782
Handlebar Width (mm)	780	780	780	780
Stem Length (mm)	50	50	50	50
Crank Length (mm)	170	170	170	175
Wheel Size	29"	29"	29"	29"

*The specifications, colors, and availability of the products can be subjects to alter without prior notification. For availability and prices, please contact the retailers in your city / country.*





## SPECS

FRAME	
<b>SIZES</b>	S, M, L, XL
<b>COLORS</b>	Gloss Gunmetal Black/Matte Black
<b>FRAME</b>	ALUXX-Grade Aluminum, 120mm FlexPoint suspension
<b>FORK</b>	Giant Crest 34 RCL, 130mm, custom tuned for Giant
<b>SHOCK</b>	Suntour Raidon R, 184.15/44.45, custom tuned for Giant
COMPONENTS	
<b>HANDLEBAR</b>	Giant Connect Trail, 31.8
<b>STEM</b>	Giant Contact
<b>SEATPOST</b>	Giant Connect, 30.9
<b>SADDLE</b>	Giant Romero
<b>PEDALS</b>	platform
DRIVETRAIN	
<b>SHIFTERS</b>	Shimano Deore
<b>FRONT DERAILLEUR</b>	N/A
<b>REAR DERAILLEUR</b>	Shimano Deore
<b>BRAKES</b>	Shimano MT200
<b>BRAKE LEVERS</b>	Shimano MT201
<b>CASSETTE</b>	Shimano Deore, 10-51
<b>CHAIN</b>	Shimano
<b>CRANKSET</b>	Praxis Cadet, 30t
<b>BOTTOM BRACKET</b>	Shimano, press fit
WHEELS	
<b>RIMS</b>	Giant AM 29 alloy, tubeless ready
<b>HUBS</b>	[F] Giant Tracker Performance Boost 15x110, sealed bearing [R] Giant Tracker Giant Sport QR141, loose ball
<b>SPOKES</b>	Sapim
<b>TIRES</b>	Maxxis Forekaster 29x2.35, EXO, TR, tubeless
<b>EXTRAS</b>	tubeless prepared

## FEATURES

- Frame: ALUXX-Grade Aluminum, 120mm FlexPoint suspension
- Fork: Giant Crest 34 RCL, 130mm, custom tuned for Giant
- Shifters: Shimano Deore
- Crankset: Praxis Cadet, 30t
- Colors: Gloss Gunmetal Black/Matte Black

## GEOMETRY

FRAME	S	M	L	XL
Seat Tube Length (mm)	338	431	482	507
Seat Tube Angle	75.0°	75.0°	75.0°	75.0°
Top Tube Length (mm)	570	593	624	645
Head Tube Length (mm)	100	100	125	140
Head Tube Angle	67.5°	67.5°	67.5°	67.5°
Fork Rake (mm)	51	51	51	51
Trail (mm)	100.1	100.1	100.1	100.1
Wheelbase (mm)	1134	1157	1192	1215
Chain Stay Length (mm)	438	438	438	438
Bottom Bracket Drop (mm)	40	40	40	40
Stack (mm)	612	612	635	668
Reach (mm)	406	429	454	471
Stand Over Height (mm)	730	734	763	782
Handlebar Width (mm)	780	780	780	780
Stem Length (mm)	50	50	50	50
Crank Length (mm)	170	170	170	175
Wheel Size	29"	29"	29"	29"

*The specifications, colors, and availability of the products can be subjects to alter without prior notification. For availability and prices, please contact the retailers in your city / country.*



## SPECS

FRAME	
<b>SIZES</b>	S, M, L, XL
<b>COLORS</b>	Chrysocolla
<b>FRAME</b>	Advanced-Grade Composite front and rear triangles, 146mm Maestro suspension
<b>FORK</b>	Fox 38 Float, 170mm, GRIP2 damper, 15x110 Kabolt, tapered, 44mm offset, custom tuned for Giant
<b>SHOCK</b>	Fox Float DHX2 Factory, 205/60, custom tuned for Giant
COMPONENTS	
<b>HANDLEBAR</b>	Giant Contact SLR TR35, 780x35mm, 20mm rise
<b>STEM</b>	Giant Contact SL 35
<b>SEATPOST</b>	Fox Transfer Factory with Shimano remote
<b>SADDLE</b>	Giant Romero SL
<b>PEDALS</b>	platform
DRIVETRAIN	
<b>SHIFTERS</b>	Shimano XTR
<b>FRONT DERAILLEUR</b>	N/A
<b>REAR DERAILLEUR</b>	Shimano XTR
<b>BRAKES</b>	Shimano XTR
<b>BRAKE LEVERS</b>	Shimano XTR
<b>CASSETTE</b>	Shimano XTR, 10x51
<b>CHAIN</b>	Shimano XTR
<b>CRANKSET</b>	Shimano XTR, 34t with MRP AMG V2 Carbon guide
<b>BOTTOM BRACKET</b>	Shimano, press fit
WHEELS	
<b>RIMS</b>	Giant TRX-0 29 WheelSystem
<b>HUBS</b>	Giant TRX-0 29 WheelSystem
<b>SPOKES</b>	Giant TRX-0 29 WheelSystem
<b>TIRES</b>	[F] Maxxis Assegai 29x2.5 WT, 3C MaxxTerra, EXO+, TR [R] Maxxis Minion DHR II 29x2.4 WT, 3C MaxxTerra, EXO+, TR tubeless
<b>EXTRAS</b>	tubeless prepared

## FEATURES

- Frame: Advanced-Grade Composite front and rear triangles, 146mm Maestro suspension
- Fork: Fox 38 Float, 170mm, GRIP2 damper, 15x110 Kabolt, tapered, 44mm offset, custom tuned for Giant
- Shifters: Shimano XTR
- Crankset: Shimano XTR, 34t with MRP AMG V2 Carbon guide
- Colors: Chrysocolla

## GEOMETRY

FRAME	S	M	L	XL
Seat Tube Length (mm)	431	431	464	496
Seat Tube Angle	76.4°	76.4°	76.4°	76.4°
Top Tube Length (mm)	574	601	640	666
Head Tube Length (mm)	100	100	110	120
Head Tube Angle	64.6°	64.6°	64.6°	64.6°
Fork Rake (mm)	44	44	44	44
Trail (mm)	132.7	132.7	132.7	132.7
Wheelbase (mm)	1191	1220	1262	1289
Chain Stay Length (mm)	439	439	439	439
Bottom Bracket Drop (mm)	27	27	27	27
Stack (mm)	622	622	631	640
Reach (mm)	423	451	488	511
Stand Over Height (mm)	757	759	781	804
Handlebar Width (mm)	800	800	800	800
Stem Length (mm)	40	40	40	50
Crank Length (mm)	165	170	170	170
Wheel Size	29"	29"	29"	29"

*The specifications, colors, and availability of the products can be subjects to alter without prior notification. For availability and prices, please contact the retailers in your city / country.*



## SPECS

FRAME	
<b>SIZES</b>	S, M, L, XL
<b>COLORS</b>	Rosewood
<b>FRAME</b>	Advanced-Grade Composite front and rear triangles, 146mm Maestro suspension
<b>FORK</b>	Fox 38 Performance Elite, 170mm, GRIP2 damper, 15x110 Kabolt, 44mm offset, custom tuned for Giant
<b>SHOCK</b>	Fox Float X2 Performance, 205/60, custom tuned for Giant
COMPONENTS	
<b>HANDLEBAR</b>	Giant Contact SL TR35, 800x35mm, 20mm rise
<b>STEM</b>	Giant Contact SL 35
<b>SEATPOST</b>	Giant Contact Switch dropper post with remote, 30.9
<b>SADDLE</b>	Giant Romero SL
<b>PEDALS</b>	platform
DRIVETRAIN	
<b>SHIFTERS</b>	SRAM GX Eagle
<b>FRONT DERAILLEUR</b>	N/A
<b>REAR DERAILLEUR</b>	SRAM GX Eagle
<b>BRAKES</b>	Shimano SLX
<b>BRAKE LEVERS</b>	Shimano SLX
<b>CASSETTE</b>	SRAM Eagle, 10x52
<b>CHAIN</b>	SRAM GX Eagle
<b>CRANKSET</b>	TruVativ Descendent 6k, DUB, 32t with MRP AMg V2 alloy guide
<b>BOTTOM BRACKET</b>	SRAM DUB, press fit
WHEELS	
<b>RIMS</b>	Giant TR-1 29 WheelSystem
<b>HUBS</b>	Giant TR-1 29 WheelSystem
<b>SPOKES</b>	Giant TR-1 29 WheelSystem
<b>TIRES</b>	[F] Maxxis Assegai 29x2.5 WT, 3C MaxxTerra, EXO+, TR [R] Maxxis Minion DHR II 29x2.4 WT, 3C MaxxTerra, EXO+, TR tubeless
<b>EXTRAS</b>	tubeless prepared

## FEATURES

- Frame: Advanced-Grade Composite front and rear triangles, 146mm Maestro suspension
- Fork: Fox 38 Performance Elite, 170mm, GRIP2 damper, 15x110 Kabolt, 44mm offset, custom tuned for Giant
- Shifters: SRAM GX Eagle
- Crankset: TruVativ Descendent 6k, DUB, 32t with MRP AMg V2 alloy guide
- Colors: Rosewood

## GEOMETRY

FRAME	S	M	L	XL
Seat Tube Length (mm)	431	431	464	496
Seat Tube Angle	76.4°	76.4°	76.4°	76.4°
Top Tube Length (mm)	574	601	640	666
Head Tube Length (mm)	100	100	110	120
Head Tube Angle	64.6°	64.6°	64.6°	64.6°
Fork Rake (mm)	44	44	44	44
Trail (mm)	132.7	132.7	132.7	132.7
Wheelbase (mm)	1191	1220	1262	1289
Chain Stay Length (mm)	439	439	439	439
Bottom Bracket Drop (mm)	27	27	27	27
Stack (mm)	622	622	631	640
Reach (mm)	423	451	488	511
Stand Over Height (mm)	757	759	781	804
Handlebar Width (mm)	800	800	800	800
Stem Length (mm)	40	40	40	50
Crank Length (mm)	165	170	170	170
Wheel Size	29"	29"	29"	29"

The specifications, colors, and availability of the products can be subjects to alter without prior notification. For availability and prices, please contact the retailers in your city / country.



## SPECS

FRAME	
<b>SIZES</b>	S, M, L, XL
<b>COLORS</b>	Carbon/Iris
<b>FRAME</b>	Advanced-Grade Composite front and rear triangles, 146mm Maestro suspension
<b>FORK</b>	RockShox ZEB Select, 170mm, Boost 15x110 Maxle Stealth, tapered, 44mm offset, custom tuned for Giant
<b>SHOCK</b>	RockShox Deluxe select+, 205/60, custom tuned for Giant
COMPONENTS	
<b>HANDLEBAR</b>	Giant Contact TR35, 800x35mm, 20mm rise
<b>STEM</b>	Giant Contact SL 35
<b>SEATPOST</b>	Giant Contact Switch dropper post with remote, 30.9
<b>SADDLE</b>	Giant Romero SL
<b>PEDALS</b>	platform
DRIVETRAIN	
<b>SHIFTERS</b>	SRAM NX Eagle
<b>FRONT DERAILLEUR</b>	N/A
<b>REAR DERAILLEUR</b>	SRAM NX Eagle
<b>BRAKES</b>	Shimano MT520
<b>BRAKE LEVERS</b>	Shimano MT501
<b>CASSETTE</b>	SRAM NX Eagle, 11x50
<b>CHAIN</b>	SRAM NX Eagle
<b>CRANKSET</b>	TruVativ Descendent 6k DUB, 32t with MRP AMg CS guide
<b>BOTTOM BRACKET</b>	SRAM DUB, press fit
WHEELS	
<b>RIMS</b>	Giant AM 29, tubeless ready sleeve-joint rim, 30mm inner width
<b>HUBS</b>	[F] Giant Tracker Performance Boost 15x110, sealed bearing [R] Giant Tracker Performance Boost 12x148, sealed bearing
<b>SPOKES</b>	Sapim
<b>TIRES</b>	[F] Maxxis Assegai 29x2.5 WT, MaxxTerra, EXO+, TR [R] Maxxis Minion DHR II 29x2.4 WT, MaxxTerra, EXO+, TR tubeless
<b>EXTRAS</b>	tubeless prepared

## FEATURES

- Frame: Advanced-Grade Composite front and rear triangles, 146mm Maestro suspension
- Fork: RockShox ZEB Select, 170mm, Boost 15x110 Maxle Stealth, tapered, 44mm offset, custom tuned for Giant
- Shifters: SRAM NX Eagle
- Crankset: TruVativ Descendent 6k DUB, 32t with MRP AMg CS guide
- Colors: Carbon/Iris

## GEOMETRY

FRAME	S	M	L	XL
Seat Tube Length (mm)	431	431	464	496
Seat Tube Angle	76.4°	76.4°	76.4°	76.4°
Top Tube Length (mm)	574	601	640	666
Head Tube Length (mm)	100	100	110	120
Head Tube Angle	64.6°	64.6°	64.6°	64.6°
Fork Rake (mm)	44	44	44	44
Trail (mm)	132.7	132.7	132.7	132.7
Wheelbase (mm)	1191	1220	1262	1289
Chain Stay Length (mm)	439	439	439	439
Bottom Bracket Drop (mm)	27	27	27	27
Stack (mm)	622	622	631	640
Reach (mm)	423	451	488	511
Stand Over Height (mm)	757	759	781	804
Handlebar Width (mm)	800	800	800	800
Stem Length (mm)	40	40	40	50
Crank Length (mm)	165	170	170	170
Wheel Size	29"	29"	29"	29"

*The specifications, colors, and availability of the products can be subjects to alter without prior notification. For availability and prices, please contact the retailers in your city / country.*



## SPECIFIKACIJE

## ZNAČILNOSTI

### GEOMETRIJA

OKVIR	S	M	L	XL
Dolžina sedežne cevi (mm)	431	431	464	496
Kot sedežne cevi	76,4°	76,4°	76,4°	76,4°
Top Tube Length (mm)	574	601	640	666
Višina glave okvirja (mm)	100	100	110	120
Krmljni kot	64,6°	64,6°	64,6°	64,6°
Zamik vpetja osi (mm)	44	44	44	44
Trail (mm)	132,7	132,7	132,7	132,7
Medosna razdalja (mm)	1191	1220	1262	1289
Dolžina cevi ob verigi (mm)	439	439	439	439
Bottom Bracket Drop (mm)	27	27	27	27
Oddaljenost zgornje cevi od gonilne osi (mm)	622	622	631	640
Doseg (mm)	423	451	488	511
Višina zgornje cevi (mm)	757	759	781	804
Širina krmila (mm)	800	800	800	800
Dolžina opore krmila (mm)	40	40	40	50
Dolžina gonilke (mm)	165	170	170	170
Velikost obročnikov	29"	29"	29"	29"

Vse navedene specifikacije se lahko spremenijo brez obvestila.



## SPECS

FRAME	
<b>SIZES</b>	S, M, L, XL
<b>COLORS</b>	Black Ti/Chrome
<b>FRAME</b>	ALUXX SL-Grade Aluminum, 146mm Maestro suspension
<b>FORK</b>	Fox 38 Performance Elite GRIP2, 170mm, 110x15 Kabolt, tapered, 44mm offset, custom tuned for Giant
<b>SHOCK</b>	Fox X2 Performance, 205/60, custom tuned for Giant
COMPONENTS	
<b>HANDLEBAR</b>	Giant Contact SL TR35, 800x35mm, 20mm rise
<b>STEM</b>	Giant Contact SL 35
<b>SEATPOST</b>	Giant Contact Switch dropper post with remote, 30.9
<b>SADDLE</b>	Giant Romero
<b>PEDALS</b>	platform
DRIVETRAIN	
<b>SHIFTERS</b>	Shimano Deore XT
<b>FRONT DERAILLEUR</b>	N/A
<b>REAR DERAILLEUR</b>	Shimano Deore XT
<b>BRAKES</b>	Shimano Deore
<b>BRAKE LEVERS</b>	Shimano Deore
<b>CASSETTE</b>	Shimano SLX, 10-51
<b>CHAIN</b>	KMC X-12
<b>CRANKSET</b>	Shimano Deore XT, 32t with MRP AMG V2 guide
<b>BOTTOM BRACKET</b>	Shimano, press fit
WHEELS	
<b>RIMS</b>	Giant TR-1 29 WheelSystem
<b>HUBS</b>	Giant TR-1 29 WheelSystem
<b>SPOKES</b>	Giant TR-1 29 WheelSystem
<b>TIRES</b>	[F] Maxxis Assegai 29x2.5 WT, MaxxTerra, EXO+, TR [R] Maxxis Minion DHR II 29x2.4 WT, MaxxTerra, EXO+, TR tubeless
<b>EXTRAS</b>	tubeless prepared

## FEATURES

- Frame: ALUXX SL-Grade Aluminum, 146mm Maestro suspension
- Fork: Fox 38 Performance Elite GRIP2, 170mm, 110x15 Kabolt, tapered, 44mm offset, custom tuned for Giant
- Shifters: Shimano Deore XT
- Crankset: Shimano Deore XT, 32t with MRP AMG V2 guide
- Colors: Black Ti/Chrome

## GEOMETRY

FRAME	S	M	L	XL
Seat Tube Length (mm)	431	431	464	496
Seat Tube Angle	76.4°	76.4°	76.4°	76.4°
Top Tube Length (mm)	574	601	640	666
Head Tube Length (mm)	100	100	110	120
Head Tube Angle	64.6°	64.6°	64.6°	64.6°
Fork Rake (mm)	44	44	44	44
Trail (mm)	132.7	132.7	132.7	132.7
Wheelbase (mm)	1191	1220	1262	1289
Chain Stay Length (mm)	439	439	439	439
Bottom Bracket Drop (mm)	27	27	27	27
Stack (mm)	622	622	631	640
Reach (mm)	423	451	488	511
Stand Over Height (mm)	757	759	781	804
Handlebar Width (mm)	800	800	800	800
Stem Length (mm)	40	40	40	50
Crank Length (mm)	165	170	170	170
Wheel Size	29"	29"	29"	29"

*The specifications, colors, and availability of the products can be subjects to alter without prior notification. For availability and prices, please contact the retailers in your city / country.*



## SPECS

FRAME	
<b>SIZES</b>	S, M, L, XL
<b>COLORS</b>	Chameleon Saturn/Black
<b>FRAME</b>	ALUXX SL-Grade Aluminum, 146mm Maestro suspension
<b>FORK</b>	RockShox Yari RC, 170mm, Boost 15x110 Maxle Stealth, tapered, 42mm offset, custom tuned for Giant
<b>SHOCK</b>	RockShox Deluxe Select+, 205/60, custom tuned for Giant
COMPONENTS	
<b>HANDLEBAR</b>	Giant Contact TR35, 780x35mm, 20mm rise
<b>STEM</b>	Giant Contact SL 35
<b>SEATPOST</b>	Giant Contact Switch dropper post with remote, 30.9
<b>SADDLE</b>	Giant Romero
<b>PEDALS</b>	platform
DRIVETRAIN	
<b>SHIFTERS</b>	Shimano SLX
<b>FRONT DERAILLEUR</b>	N/A
<b>REAR DERAILLEUR</b>	Shimano SLX
<b>BRAKES</b>	Shimano MT520
<b>BRAKE LEVERS</b>	Shimano MT501
<b>CASSETTE</b>	Shimano Deore, 10-51
<b>CHAIN</b>	KMC X-12
<b>CRANKSET</b>	Shimano SLX, 32t with MRP AMG V2 guide
<b>BOTTOM BRACKET</b>	Shimano, press fit
WHEELS	
<b>RIMS</b>	Giant AM 29, tubeless ready sleeve-joint rim, 30mm inner width
<b>HUBS</b>	[F] Giant Tracker Performance Boost 15x110, sealed bearing [R] Giant Tracker Performance Boost 12x148, sealed bearing
<b>SPOKES</b>	Sapim
<b>TIRES</b>	[F] Maxxis Assegai 29x2.5 WT, MaxxTerra, EXO+, TR [R] Maxxis Minion DHR II 29x2.4 WT, MaxxTerra, EXO+, TR tubeless
<b>EXTRAS</b>	tubeless prepared

## FEATURES

- Frame: ALUXX SL-Grade Aluminum, 146mm Maestro suspension
- Fork: RockShox Yari RC, 170mm, Boost 15x110 Maxle Stealth, tapered, 42mm offset, custom tuned for Giant
- Shifters: Shimano SLX
- Crankset: Shimano SLX, 32t with MRP AMG V2 guide
- Colors: Chameleon Saturn/Black

## GEOMETRY

FRAME	S	M	L	XL
Seat Tube Length (mm)	431	431	464	496
Seat Tube Angle	76.4°	76.4°	76.4°	76.4°
Top Tube Length (mm)	574	601	640	666
Head Tube Length (mm)	100	100	110	120
Head Tube Angle	64.6°	64.6°	64.6°	64.6°
Fork Rake (mm)	44	44	44	44
Trail (mm)	132.7	132.7	132.7	132.7
Wheelbase (mm)	1191	1220	1262	1289
Chain Stay Length (mm)	439	439	439	439
Bottom Bracket Drop (mm)	27	27	27	27
Stack (mm)	622	622	631	640
Reach (mm)	423	451	488	511
Stand Over Height (mm)	757	759	781	804
Handlebar Width (mm)	800	800	800	800
Stem Length (mm)	40	40	40	50
Crank Length (mm)	165	170	170	170
Wheel Size	29"	29"	29"	29"

*The specifications, colors, and availability of the products can be subjects to alter without prior notification. For availability and prices, please contact the retailers in your city / country.*



## SPECIFIKACIJE

OKVIR	
VELIKOSTI	S, M, L, XL
BARVE	Concrete/Mulberry Dye
OKVIR	ALUXX SL-Grade Aluminum, 146mm Maestro suspension
VILICE	Fox 38 Performance Elite, GRIP2, 170mm, 110x15 Kabolt, tapered, 44mm offset, custom tuned for Giant
AMORTIZER	Fox DHX2 Performance Elite, 205/60, custom tuned for Giant
KOMPONENTE	
KRMILO	Giant Contact SL TR35, 800x35mm, 20mm rise
OPORA KRMILA	Giant Contact SL 35
OPORA SEDEŽA	Giant Contact Switch dropper post with remote, 30.9
SEDEŽ	Giant Romero
PEDALA	platform
POGON	
PRESTAVNE ROČICE	SRAM NX Eagle
PREDNJI MENJALNIK	N/A
ZADNJI MENJALNIK	SRAM NX Eagle
ZAVORE	Shimano SLX
ZAVORNE ROČICE	Shimano SLX
VERIŽNIK	SRAM NX Eagle, 11x50
VERIGA	SRAM NX Eagle
GONILKE Z VERIŽNIKI	TruVativ Descendent 6k Eagle DUB, 32t with MRP alloy guide
BOTTOM BRACKET	SRAM DUB, press fit
OBROČNIKI	
OBROČI	Giant AM 29, tubeless ready sleeve-joint rim, 30mm inner width
PESTA	[F] Giant Tracker Performance Boost 15x110, sealed bearing [R] Giant Tracker Performance Boost 12x148, sealed bearing
NAPERE	Sapim
PLAŠČI	[F] Maxxis Assegai 29x2.5 WT, MaxxTerra, EXO+, TR [R] Maxxis Minion DHR II 29x2.4 WT, MaxxTerra, EXO+, TR tubeless
DODATKI	tubeless prepared

## ZNAČILNOSTI

- Okvir: ALUXX SL-Grade Aluminum, 146mm Maestro suspension
- Vilice: Fox 38 Performance Elite, GRIP2, 170mm, 110x15 Kabolt, tapered, 44mm offset, custom tuned for Giant
- Prestavne ročice: SRAM NX Eagle
- Gonilke z verižniki: TruVativ Descendent 6k Eagle DUB, 32t with MRP alloy guide
- Barve: Concrete/Mulberry Dye

## GEOMETRIJA

OKVIR	S	M	L	XL
Dolžina sedežne cevi (mm)	431	431	464	496
Kot sedežne cevi	76,4°	76,4°	76,4°	76,4°
Top Tube Length (mm)	574	601	640	666
Višina glave okvirja (mm)	100	100	110	120
Krmilni kot	64,6°	64,6°	64,6°	64,6°
Zamik vpetja osi (mm)	44	44	44	44
Trail (mm)	132,7	132,7	132,7	132,7
Medosna razdalja (mm)	1191	1220	1262	1289
Dolžina cevi ob verigi (mm)	439	439	439	439
Bottom Bracket Drop (mm)	27	27	27	27
Oddaljenost zgornje cevi od gonilne osi (mm)	622	622	631	640
Doseg (mm)	423	451	488	511
Višina zgornje cevi (mm)	757	759	781	804
Širina krmila (mm)	800	800	800	800
Dolžina opore krmila (mm)	40	40	40	50
Dolžina gonilke (mm)	165	170	170	170
Velikost obročnikov	29"	29"	29"	29"

Vse navedene specifikacije se lahko spremenijo brez obvestila.





## SPECIFIKACIJE

OKVIR	
VELIKOSTI	S, M, L, XL
BARVE	Astral Aura
OKVIR	ALUXX SL-Grade Aluminum, 160mm Maestro suspension
VILICE	RockShox Yari RC DebonAir, 180mm, Boost 15x110 Maxle Stealth, tapered, 37mm offset, custom tuned for Giant
AMORTIZER	RockShox Super Deluxe Coil Select, 205/62.5, custom tuned for Giant
KOMPONENTE	
KRMILO	Giant Contact SL TR35, 800x35mm, 20mm rise
OPORA KRMILA	Giant Contact SL 35
OPORA SEDEŽA	Giant Contact SL, zero offset, 30.9
SEDEŽ	Giant Romero
PEDALA	platform
POGON	
PRESTAVNE ROČICE	Shimano Deore
PREDNJI MENJALNIK	N/A
ZADNJI MENJALNIK	Shimano Deore
ZAVORE	Shimano MT520
ZAVORNE ROČICE	Shimano MT501
VERIŽNIK	Shimano Deore, 11x42
VERIGA	KMC X10
GONILKE Z VERIŽNIKI	Praxis Cadet, 34t, Giant custom design with MRP CS guide
BOTTOM BRACKET	Praxis BB-90, press fit
OBROČNIKI	
OBROČI	Giant DH 27.5 tubeless ready sleeve-joint rim, 27mm inner width
PESTA	[F] Giant Tracker Performance Boost 15x110, sealed bearing [R] Giant Tracker Performance Boost 12x148, sealed bearing
NAPERE	Sapim
PLAŠČI	[F] Maxxis Minion DHF 27.5x2.5 WT, folding, EXO, TR [R] Maxxis Minion DHRII 27.5x2.4 WT, folding, EXO, TR, tubeless
DODATKI	tubeless prepared

## ZNAČILNOSTI

- Okvir: ALUXX SL-Grade Aluminum, 160mm Maestro suspension
- Vilice: RockShox Yari RC DebonAir, 180mm, Boost 15x110 Maxle Stealth, tapered, 37mm offset, custom tuned for Giant
- Prestavne ročice: Shimano Deore
- Gonilke z verižniki: Praxis Cadet, 34t, Giant custom design with MRP CS guide
- Barve: Astral Aura

## GEOMETRIJA

OKVIR	S	M	L	XL
Dolžina sedežne cevi (mm)	380	431	464	496
Kot sedežne cevi	72,0°	72,0°	72,0°	72,0°
Top Tube Length (mm)	603	638	658	683
Višina glave okvirja (mm)	95	95	115	125
Krmlini kot	64,0°	64,0°	64,0°	64,0°
Zamik vpetja osi (mm)	46	46	46	46
Trail (mm)	123	123	123	123
Medosna razdalja (mm)	1182	1217	1240	1267
Dolžina cevi ob verigi (mm)	435	435	435	435
Bottom Bracket Drop (mm)	4	4	4	4
Oddaljenost zgornje cevi od gonilne osi (mm)	583	584	602	611
Doseg (mm)	415	450	464	487
Višina zgornje cevi (mm)	701	719	745	764
Širina krmila (mm)	800	800	800	800
Dolžina opore krmila (mm)	40	40	40	50
Dolžina gonilke (mm)	170	175	175	175
Velikost obročnikov	27.5"	27.5"	27.5"	27.5"

Vse navedene specifikacije se lahko spremenijo brez obvestila.



## SPECIFIKACIJE

OKVIR	
VELIKOSTI	26: XXS, XS, S 27.5: S, M, L, XL
BARVE	Vibrant Blue, Black
OKVIR	ALUXX-Grade Aluminum
VILICE	SR Suntour M3030A, 100mm
AMORTIZER	N/A
KOMPONENTE	
KRMILO	Giant Sport
OPORA KRMILA	Giant Sport, alloy, 15-degree
OPORA SEDEŽA	Giant Sport, 30.9
SEDEŽ	Giant custom
PEDALA	platform
POGON	
PRESTAVNE ROČICE	EF413
PREDNJI MENJALNIK	Shimano Tourney
ZADNJI MENJALNIK	Shimano Tourney
ZAVORE	MTB linear pull
ZAVORNE ROČICE	Shimano EF41
VERIŽNIK	Shimano MF-TZ500, 14x34
VERIGA	KMC Z7
GONILKE Z VERIŽNIKI	ProWheel forged, 24/34/42
BOTTOM BRACKET	cartridge
OBROČNIKI	
OBROČI	Giant CH17 alloy
PESTA	alloy, sealed bearing
NAPERE	stainless, 14g
PLAŠČI	Giant Quickcross, 27.5x2.2 / 26x2.2

## ZNAČILNOSTI

- Okvir: ALUXX-Grade Aluminum
- Vilice: SR Suntour M3030A, 100mm
- Prestavne ročice: EF413
- Gonilke z verižniki: ProWheel forged, 24/34/42
- Barve: Vibrant Blue, Black

## GEOMETRIJA

OKVIR	XXS (26")	XS (26")	S (26")	S (27.5")	M (27.5")	L (27.5")	XL (27.5")
Dolžina sedežne cevi (mm)	350	385	420	420	455	505	535
Kot sedežne cevi	73,5°	73,5°	73,5°	73,5°	73,0°	73,0°	73,0°
Top Tube Length (mm)	555	565	575	575	590	610	630
Višina glave okvirja (mm)	95	105	120	95	110	145	170
Krmilni kot	68,0°	68,0°	68,0°	68,0°	68,0°	68,0°	68,0°
Zamik vpetja osi (mm)	42	42	42	42	42	42	42
Trail (mm)	92,5	92,5	92,5	92,5	92,5	92,5	92,5
Medosna razdalja (mm)	1065	1076	1087	1080	1091	1114	1136
Dolžina cevi ob verigi (mm)	420	420	420	435	435	435	435
Bottom Bracket Drop (mm)	35	35	35	50	50	50	50
Oddaljenost zgornje cevi od gonilne osi (mm)	556	565	579	581	595	628	651
Doseg (mm)	390	398	403	403	408	418	431
Višina zgornje cevi (mm)	688	710	723	721	747	789	814
Širina krmila (mm)	620	660	660	660	660	700	700
Dolžina opore krmila (mm)	50	50	70	70	70	90	90
Dolžina gonilke (mm)	160	165	170	170	170	175	175
Velikost obročnikov	26"	26"	26"	27.5"	27.5"	27.5"	27.5"

Vse navedene specifikacije se lahko spremenijo brez obvestila.





## SPECIFIKACIJE

OKVIR	
VELIKOSTI	S, M, L, XL
BARVE	Gloss Chameleon Mars/Matte Black
OKVIR	ALUXX SL-Grade Aluminum with horizontal dropouts
VILICE	rigid composite with alloy steerer, 15x150, with low rider rack mounts
AMORTIZER	N/A
KOMPONENTE	
KRMILO	Giant Contact TR 35
OPORA KRMILA	Giant Contact SL 35
OPORA SEDEŽA	Giant Contact Switch dropper with remote, 30.9
SEDEŽ	Giant Sport
PEDALA	N/A
POGON	
PRESTAVNE ROČICE	SRAM NX Eagle
PREDNJI MENJALNIK	N/A
ZADNJI MENJALNIK	SRAM NX Eagle
ZAVORE	SRAM Level T
ZAVORNE ROČICE	SRAM Level T
VERIŽNIK	SRAM NX Eagle, 11x50
VERIGA	SRAM NX Eagle
GONILKE Z VERIŽNIKI	SRAM NX Eagle DUB FAT 5, 30t
BOTTOM BRACKET	SRAM DUB, press fit
OBROČNIKI	
OBROČI	alloy, 27.5", 90mm
PESTA	[F] Giant 15x150 sealed bearing [R] Giant 12x197 sealed bearing
NAPERE	stainless, 14g
PLAŠČI	Maxxis Colossus 27.5x4.5, foldable, TR,

## ZNAČILNOSTI

- Okvir: ALUXX SL-Grade Aluminum with horizontal dropouts
- Vilice: rigid composite with alloy steerer, 15x150, with low rider rack mounts
- Prestavne ročice: SRAM NX Eagle
- Gonilke z verižniki: SRAM NX Eagle DUB FAT 5, 30t
- Barve: Gloss Chameleon Mars/Matte Black

*Vse navedene specifikacije se lahko spremenijo brez obvestila.*



## SPECIFIKACIJE

OKVIR	
VELIKOSTI	S, M, L, XL
BARVE	Gloss Gunmetal Black/Matte Black
OKVIR	ALUXX SL-Grade Aluminum with horizontal dropouts
VILICE	rigid composite with alloy steerer, 15x150, with low rider rack mounts
AMORTIZER	N/A
KOMPONENTE	
KRMILO	Giant Connect Trail, 780x31.8
OPORA KRMILA	Giant Contact
OPORA SEDEŽA	Giant Connect, 30.9
SEDEŽ	Giant Sport
PEDALA	N/A
POGON	
PRESTAVNE ROČICE	Shimano Deore
PREDNJI MENJALNIK	N/A
ZADNJI MENJALNIK	Shimano Deore
ZAVORE	SRAM Level T
ZAVORNE ROČICE	SRAM Level T
VERIŽNIK	Shimano HG500, 10x51
VERIGA	Shimano
GONILKE Z VERIŽNIKI	ProWheel MPX, 28t
BOTTOM BRACKET	ProWheel, press fit
OBROČNIKI	
OBROČI	alloy, 27.5", 90mm
PESTA	[F] Giant 15x150 sealed bearing [R] Giant 12x197 sealed bearing
NAPERE	stainless, 14g
PLAŠČI	Maxxis Colossus 27.5x4.5, foldable, TR,

## ZNAČILNOSTI

- Okvir: ALUXX SL-Grade Aluminum with horizontal dropouts
- Vilice: rigid composite with alloy steerer, 15x150, with low rider rack mounts
- Prestavne ročice: Shimano Deore
- Gonilke z verižniki: ProWheel MPX, 28t
- Barve: Gloss Gunmetal Black/Matte Black

Vse navedene specifikacije se lahko spremenijo brez obvestila.





# RIDE



# UNLEASHED



# CONTENTS

Hybrid Cycling Technology	168	RideControl	179
SyncDrive	169	RideControl Ergo	180
 SyncDrive Core	170	 RideControl Ergo 2	181
SyncDrive Sport	171	 RideControl Dash	182
SyncDrive Pro	172	RideControl Functionality	183
SyncDrive motors overview	173	RideDash	184
EnergyPak	174	 RideDash Evo	185
EnergyPak Smart Integrated	175	RideDash	186
EnergyPak Smart Compact	175	RideDash Plus	186
EnergyPak Plus	175	RideDash Functionality	187
EnergyPak Range	176	Smart Gateway	188
Fast charger (3A/4A)	178	RideControl App	189
Smart charger (6A)	178		

# HYBRID CYCLING TECHNOLOGY

Hybrid Cycling Technology is a system that combines electric power with human power to produce a smart, natural and powerful E-bike riding experience. It's an integrated group of technologies that includes our RideControl and RideSight units, EnergyPak battery systems and SyncDrive motors.

## SMART

Our E-bike handlebar units make it easy to switch between power modes and view critical ride data such as battery charge, speed, distance and GPS. You can use navigation features, record your ride, set fitness goals and view system data.

## NATURAL

SyncDrive motors automatically detect pedaling cadence and force along with speed and motor rotation. The motor delivers power based on a rider's input and the chosen support mode. This pedaling support blends seamlessly with a rider's input, so it feels smooth and natural.

## POWERFUL

Advanced motor technologies and battery systems help you ride farther and faster with less effort. Providing up to 360% additional support, we offer motors for every style of riding, from commuting and recreational riding to high-performance trail and road riding. Our EnergyPak battery systems give you long-lasting range, and smart charging technologies make it quick and easy to recharge.





# SYNCDRIVE

SyncDrive Technology provides pedaling assistance that's synchronized with human input. It produces smooth pedaling power with a natural feel that is sonically tuned for quiet performance. The result is very predictable and responsive motor behavior that produces the same output pattern between the rider and the motor. This ensures there is no need to adjust your riding style to the motor behavior, which is the case with cadence-driven systems. You can ride like you normally do, but with more power



## BEST SHIFTING PERFORMANCE

Another unique advantage of SyncDrive technology is its improved shifting performance. Because rider input and motor output are synchronized, there are moments in every cycle where the combined torque output is relatively low, which leads to reduced load on the drive system and a very smooth shifting experience.

## SMART ASSIST

Smart Assist takes the thought out of changing E-Bike settings while riding, so you can focus entirely on enjoying the ride. It's almost like an auto transmission in a car, providing the appropriate support automatically. This intelligent system uses sensors and advanced algorithms to determine the optimum amount of power a cyclist needs. The result is an extremely smooth, natural, and enjoyable riding experience.

Smart Assist technology also maximizes efficiency for the bike's battery system, meaning the battery won't be using unnecessary energy. And since it provides the optimum amount of support for the rider, it also ensures rider efficiency too. In short, the Smart Assist technology enables you to think less and ride more.

**GIANT E-BIKES ARE AVAILABLE  
WITH THREE DIFFERENT  
SYNCDRIVE SYSTEMS**

**SYNCDRIVE CORE**

**SYNCDRIVE SPORT**

**SYNCDRIVE PRO**



# SYNCDRIVE CORE

SyncDrive Core is a compact and lightweight motor, making it ideal for E-bikes used for daily transportation or recreation. It has Smart Assist technology, featuring six sensors including a slope detection sensor and an accelerometer. These sensors allow the motor to produce power based on rider input and the terrain, so there is no need to select a certain assist mode. You can simply ride the same way you normally would, but with more power.

The result is an extremely comfortable and natural riding experience. SyncDrive Core delivers a very quiet performance that's also powerful, with tunable support ratios up to 360 percent.



## BENEFITS

### COMFORTABLE

Smart Assist mode provides the perfect amount of power. This results in an extremely smooth and natural riding experience.

### POWERFUL


50 Nm of torque and a 360 percent support ratio delivers enough power to experience ultimate comfort.

### QUIET

SyncDrive Core delivers a smooth, quiet riding experience.

# SYNCDRIVE SPORT

The compact SyncDrive Sport motor has Smart Assist technology and is sonically tuned for smooth, quiet performance. It's an ideal choice for riders seeking a versatile, do-it-all E-bike experience. SyncDrive Sport delivers high power, even at low speeds. The Smart Assist technology calculates the amount of torque, cadence, slope and speed and, based on these calculations, determines the amount of motor output the rider needs. It feels more powerful due to its higher cadence support and faster ramp-up in torque.



## BENEFITS

### SMART ASSIST

Based on automatic calculations, this sensor determines the precise amount of power a cyclist needs. This results in an extremely smooth and natural riding experience.

### TUNABLE POWER

Delivers high power up to 360 percent. The tunable support ratios offer more flexibility in riding preferences.

### INSTANT RESPONSE

The motor engages instantly when power is applied to the pedals. This helps when accelerating and offers reliable performance on steep climbs and at low speeds.

# SYNCDRIVE PRO

SyncDrive Pro has Smart Assist technology and is tuned to deliver a powerful, high-performance ride with improved assistance at higher cadences. Our most advanced motor system has 80Nm of power output and offers superior torque and support ratios up to 360 percent. This means that, in the Power mode, 100 percent of human torque input offers 360 percent pedal-assist. With the new and adjustable support ratios, the rider can decide what ratio they want the motor to provide. This offers more freedom in the way the motor reacts to rider input and how the E-bike rides and handles.



## BENEFITS

### SMART ASSIST

Based on automatic calculations, the 6-sensor Smart Assist technology determines the amount of power a cyclist needs. This results in an extremely smooth and natural riding experience.

### INSTANT RESPONSE

Based on automatic calculations, this sensor determines the precise amount of power a cyclist needs. This results in an extremely smooth and natural riding experience.

### TUNABLE PERFORMANCE

The rider can tune the support ratios for a more dynamic ride experience that matches every rider's individual needs. This is our most powerful motor technology with a massive 80Nm of torque and a 360 percent support ratio.

# SYNCDRIVE MOTORS OVERVIEW

All of our SyncDrive motors have unique features and technologies that optimize your riding experience and make the pedaling support feel as natural as possible.



	SYNCDRIVE CORE	SYNCDRIVE SPORT	SYNCDRIVE PRO
FEATURES	Natural feel Smart assist mode Tuned for Nexus hubs	Natural feel 350% Support Smart assist mode	Natural feel 360% Support Most powerful sport
MAXIMUM TORQUE	50 Nm	70 Nm	80 Nm
	2.9 kg	3.4 kg	3.1 kg
SMART ASSIST MODE	Yes	Yes	Yes
MAXIMUM CADENCE	100 rpm	140 rpm	170 rpm
AXLE	Four-square (JIS)	Four-square (JIS)	ISIS
	Axle width - 150mm	Axle width - 150mm	Axle width - 128mm
WALK ASSIST	Adaptive	18.8 Nm	60 Nm
	+/- 4.5 kph	+/- 4.5 kph	+/- 3.5 kph



# ENERGYPAK

Within Hybrid Cycling Technology we have two levels of EnergyPak technology—EnergyPak Smart and EnergyPak. We also offer the EnergyPak Plus range extender that helps prevent you from running out of power before reaching your destination.



GIANT E-BIKES ARE AVAILABLE WITH  
THREE DIFFERENT ENERGYPAK SYSTEMS

***ENERGYPAK SMART INTEGRATED***

***ENERGYPAK SMART COMPACT***


***ENERGYPAK PLUS***



### ENERGYPAK SMART INTEGRATED

400/500/625 INTEGRATED BATTERY


EnergyPak Smart is our most premium battery technology and is cleanly integrated into the frame. It has an advanced Battery Management System for continuous communication between the battery and charger for optimized charging performance. EnergyPak Smart batteries can charge up to 80 percent in 2.2 hours (for EnergyPak Smart 500). The EnergyPak Smart is compatible with our EnergyPak Plus range extender.



### ENERGYPAK SMART COMPACT


500 INTEGRATED BATTERY

Our EnergyPak smart Compact has been upgraded to 500Wh. This will boost your range while maintaining the clean integration and looks.



### ENERGYPAK PLUS

The EnergyPak Plus can boost total capacity by 250Wh. Just like our other smart batteries it has all the latest technologies combined with an up-to-date design that fits a selected number of bikes. This range extender provides peace of mind that you will always reach your destination, and it has smart technology so it automatically turns on when your battery loses power.



# ENERGYPAK RANGE

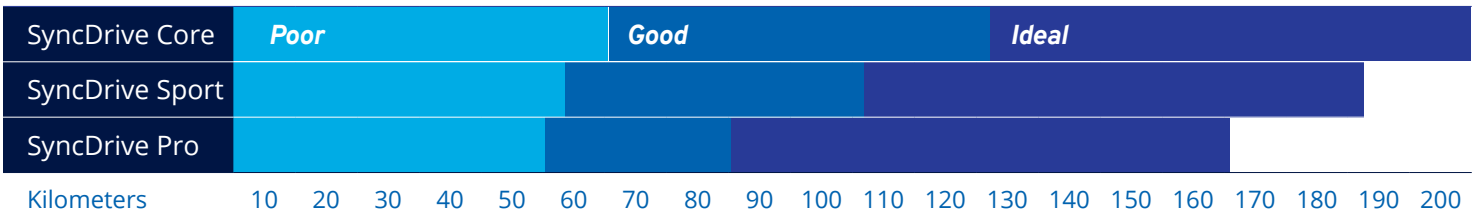
## What range can I expect to reach on my Giant E-bike?

The range on one charge varies greatly depending on several circumstances, such as:

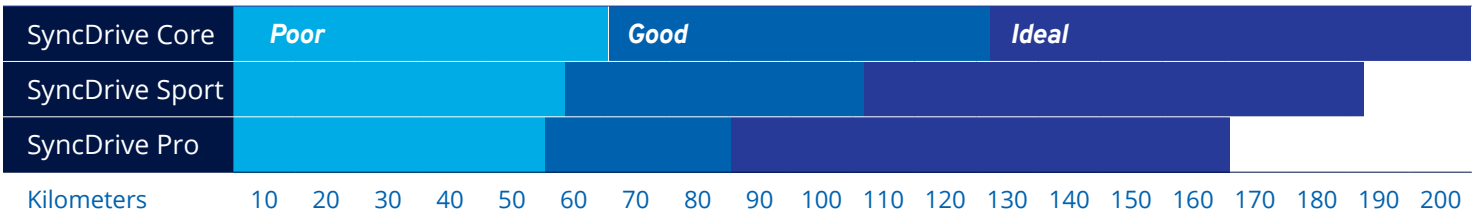
- **OUTDOOR TEMPERATURE**
- **WIND RESISTANCE**
- **TIRE PRESSURE AND PROFILE**
- **TERRAIN ELEVATION AND SURFACE**
- **RIDER WEIGHT AND CARGO**
- **ACCELERATION**
- **E-BIKE MAINTENANCE**
- **BATTERY CONDITION**

The table below gives an approximate range. Conditions are categorized as poor, good or ideal. Poor conditions typically occur when riding with a heavy load, strong headwinds or excessive climbs.

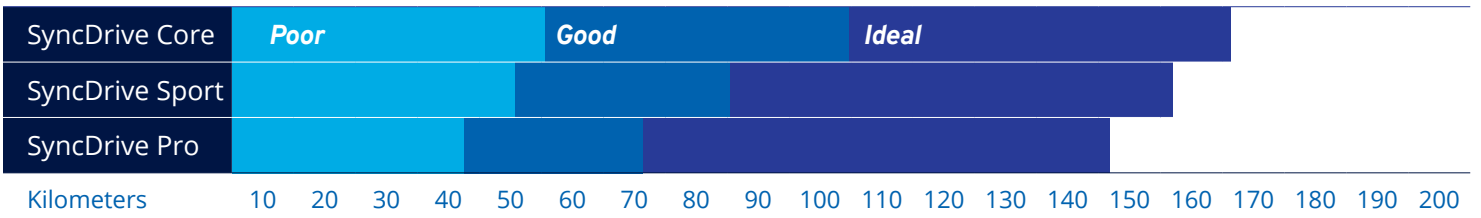
### ENERGYPAK SMART 625



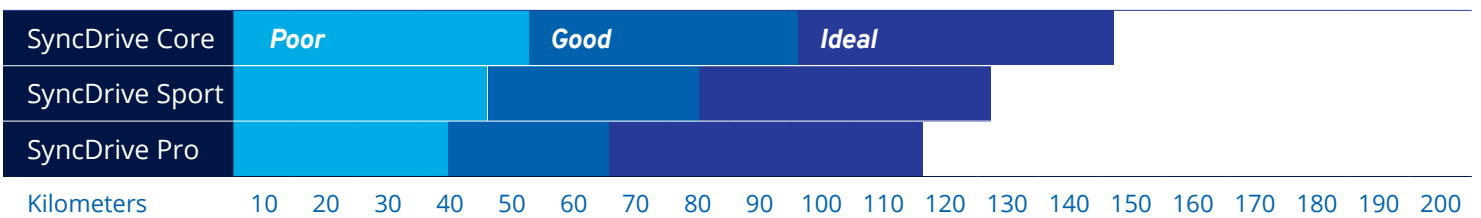
### ENERGYPAK 500 / ENERGYPAK SMART 500



### ENERGYPAK 400 / ENERGYPAK SMART 400




### ENERGYPAK SMART 375



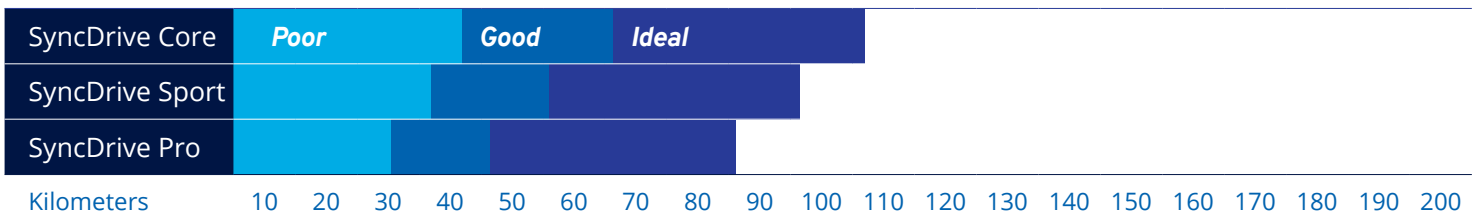


# ENERGYPAK RANGE

## ENERGYPAK 300



## ENERGYPAK PLUS 250



# ENERGYPAK CHARGER

Giant offers two EnergyPak Charger options, the Fast Charger and Smart Charger. Here's a look at each of them.

## FAST CHARGER (3A/4A)

The 4A charger helps you charge your E-bike with greater ease. It's small and lightweight, so it's easy to carry, and it lets you charge your EnergyPak on or off the bike.



## SMART CHARGER (6A)

The Smart charger is the fastest way to charge your EnergyPak and is compatible with our newest systems. Charging performance is 2.2 hours to charge 80 percent with an EnergyPak Smart 625. The Smart charger also helps extend battery life. When the EnergyPak is charged more than 500 cycles, this charger uses a lower voltage, so the cells are used in a less energetic way. Battery life is extended while total charging time remains the same. Switching between full charge and 60% storage mode can be done with the simple press of a button.




## ENERGYPAK SMART

	COMPACT		INTEGRATED			PLUS
FEATURES	Highest safety Longest lifespan Fastest charging		Highest safety Longest lifespan Fastest charging			Removable Gear item
CAPACITY	375 Wh	500 Wh	400 Wh	500 Wh	625 Wh	250 Wh
WEIGHT	2.9 kg	<3 kg	4.1 kg	4.1 kg	3.8 kg	1.8 kg
SMART CHARGING		•		•		•
0-80% CHARGE TIME	1:40 h	2:20 h	1:50 h	2:00 h	2:30 h	2:00 h
EP PLUS COMPATIBLE		•		•		
STORAGE MODE		•		•		•

# RIDECONTROL

Handlebar integration is one of the most important features on Giant E-bikes. We have updated our RideControl units with improved graphics and displays, better ergonomics and new features such as internal handlebar cable routing possibilities. Here's a look at the latest RideControl units.



***RIDECONTROL ERGO***

***RIDECONTROL ERGO 2***

***RIDECONTROL DASH***

# RIDECONTROL ERGO

RideControl Ergo takes your E-bike riding experience to new levels with optimized controls and a clean handlebar layout. The robust buttons are designed to use in all conditions with a comfortable feel and grip. The controls are thoughtfully designed with new LED lighting that shows your battery level and support. An updated feature on our Pro level E-MTBs makes RideControl Ergo compatible with the new RideDash Evo, which has a smaller connector for internal cable routing through the handlebar.



## FEATURES

### SMART INTEGRATION

Smart, minimalist technology and design featuring integrated control buttons that are compatible with the Giant RideControl E-bike App.

### EASY TO USE

With only a few button controls and indicators, it offers simple control of your E-bike.

### MULTIFUNCTIONAL

Connected with the Giant RideControl E-bike App, the RideControl ONE features a variety of functions such as motor tuning, fitness data and navigation.

# RIDECONTROL ERGO 2



The RideControl Ergo 2 is a new remote that is optimized for city and trekking bikes that don't have handlebar-mounted levers for a front derailleur or dropper seatpost. It's optimized for ergonomics, with larger buttons that are easy to reach. LEDs indicating battery level and support mode make it a standalone control unit that doesn't require a display. And a smaller 6mm connector makes it possible to have internal handlebar cable routing.



## FEATURES

- WIRED CONNECTION FOR EASE OF USE AND RELIABILITY
- NEW INTERNAL CABLE ROUTING
- USB CHARGER
- UNDER-BAR REMOTE FOR OPTIMIZED ERGONOMICS
- SMART ASSIST BUTTON ADDED



# RIDECONTROL DASH

The RideControl Dash is a 2 in 1 display where you can control the assistance of your bike and have an integrated display in the same unit. With the RideControl Dash unit you can check range, battery level, and support mode, along with standard cycling data like speed and distance without adding another screen on the E-bike. The RideControl Dash also has an ANT+ connection so you can add any device to monitor other data like heartrate and calories.



## FEATURES

- INTEGRATED DISPLAY AND CONTROL UNIT
- WIRED CONNECTION FOR EASE OF USE AND RELIABILITY
- COLORED DISPLAY
- ANT+ OPTION

# RIDECONTROL FUNCTIONALITY

## RIDECONTROL REMOTES

	ERGO	ERGO 2	DASH
FEATURES	SG-System New Evo compatible E-MTB optimized Dropper compatible	SG-System New Evo compatible City optimized	G-system
NUMBER OF BUTTONS	6	7	6
SMART-ASSIST BUTTON		•	
USB CHARGER		•	
CABLE INTEGRATION THROUGH HANDLEBAR	Optional	Optional	Not possible
CONNECTOR DIAMETER	6mm	6mm	10mm



# RIDEDASH

Handlebar integration is one of the most important features on Giant E-bikes. We have updated our RideDash units with improved graphics and displays, better ergonomics and new features such as internal handlebar cable routing possibilities. Here's a look at the latest RideDash units.



***RIDEDASH EVO***

***RIDEDASH***

***RIDEDASH PLUS***





# RIDEDASH EVO

The RideDash Evo is completely revised for 2021. It has a sportier outlook with a full-color display and graphics showing exciting new functionalities to enhance the E-bike riding experience. The RideDash Evo has handlebar/stem integration options and a reliable, wired connection. The RideDash Evo makes it easy to upgrade your riding experience wirelessly with an app. Navigation cues, incoming messages, phone calls and E-mails can be seen through a notification on the RideDash Evo.



## FEATURES

- FULL COLOR DISPLAY
- FULL HANDLEBAR INTEGRATION OPTION
- WIRED CONNECTION FOR EASE OF USE AND RELIABILITY
- NEW INTERNAL CABLE ROUTING

# RIDEDASH AND RIDEDASH PLUS

New for this year are the RideDash and RideDash Plus. For our E-bikes equipped with the RideControl One ANT+ or with the Smart Gateway technology these units can be used as an additional display. They show important information including range, battery level, and support mode along with standard cycling data like speed, distance and trip information. The RideDash Plus offers a larger screen and more modern design compared to the RideDash.



## FEATURES

### EASY TO READ

All riding data including speed, distance, trip and battery information can be viewed on one big screen.

### MODERN DESIGN

Easy-to-use buttons and intuitive functionality provide essential ride data on a screen that's easy to view, even in bright sunlight.

# RIDEDASH FUNCTIONALITY

## RIDEDASH DISPLAYS

	EVO	DASH	DASH PLUS
FEATURES	Color display Customizable App compatible Integrated	Entry level display All E-bike info Small and compact Removable	Mid level display All E-bike info Large screen Removable
APP COMPATIBLE	•		
NAVIGATION	•		
CONNECTION	Wired	Wireless	Wireless
COMMUNICATION	SG-System	ANT+	ANT+
COLOR SCREEN	•		



# SMART GATEWAY

New this year is our Smart Gateway technology. This is the communication hub in our E-bike system that connects all wired and wireless interfaces, including Bluetooth and ANT+. This enables you to connect almost any wireless display to your bike.



## E-BIKE

TRANCE X E+ PRO	190
REIGN E+ PRO	193
STANCE E+ PRO 29ER	197
STANCE E+ 29ER	200
FATHOM E+ PRO 29ER	204
FATHOM E+ 29ER	206
TALON E+ 29ER	208
REVOLT E+ PRO	211
EXPLORE E+ PRO	212
EXPLORE E+	217
ANYTOUR E+	223
DAILYTOUR E+	226

# RIDECONTROL APP

This app makes it possible to connect your phone with your E-bike. It differentiates itself from other cycling apps with three core functions including tuning possibilities, fitness data and navigation. The Giant E-bike App is compatible with all new Giant E-bikes.



## TUNING

With the RideControl App, it is now possible to tune your motor settings and choose a support ratio most suitable for your riding style and terrain. You can choose between stronger, more aggressive performance, or tune it for a more comfortable ride. It's up to you. The motor comes with default settings and is adjustable with the App.

## FITNESS

Train for a specific time or distance, burn a certain number of calories, or aim for a targeted heart rate zone. The RideControl app helps you reach your fitness goals by giving feedback while you train.

## NAVIGATION

E-bikes can help you explore your environment and ride farther. Navigation helps riders follow new routes without getting lost. With the RideControl App, you can set your preferred destination and use the Auto-adjust function to reach that destination without draining your EnergyPak. You can easily view the safest, most enjoyable route through the App or a RideControl EVO if it's linked.

## NOTIFICATION

The connection between the App and an E-bike makes it possible to show incoming calls, messages and meetings on the RideControl EVO display while riding. So you can stay connected while you enjoy your ride.



## SPECS

### HYBRID CYCLING TECHNOLOGY

Motor	Giant SyncDrive Pro
Controls	Giant RideControl Sport remote
Display	Giant New RideControl EVO (optional by gear program)
Battery	Giant EnergyPak Smart 625, 36V 17.3Ah integrated Lithium-Ion

### FRAME

Frame Sizes	S, M, L, XL
Frame Colors	
Frame	ALUXX SL-grade Aluminum, Advanced Forged Composite Upper Rocker, 140mm Maestro Suspension System, 'Boost' 148x12QR, ISS, Giant EnergyPak Plus Range Extender Compatible
Fork	Fox 36 Float Performance Elite, 150mm travel, 44mm offset, FIT4, 3Pos-Adj. Damper, Boost 110x15QR, e-optimized
Shock	Fox Float DPX2 Performance, EVOL Large Volume sleeve, 3-Pos Lever, 185x52.5mm Trunnion mount

### COMPONENTS

Handlebar	Giant Contact 35 Trail, 35x780mm
Grip	Giant Tactal single lock-on
Stem	Giant Contact SL 35
Seatpost	Giant Contact Switch, dropper, 30,9mm (S:125, M:150, L/XL:170)
Saddle	Giant Romero Trail
Pedal	Flatpedal

### DRIVETRAIN

Shifters	Shimano Deore XT, 12-speed I-spec EV
Front Derailleur	MRP 1X custom "V3" co-moulded TR chain guide
Rear Derailleur	Shimano Deore XTR, 12-Speed, Shadow+
Brakes	Shimano Deore XT, BR-M8120, 4-piston, hydraulic disc, 203mm
Brake Levers	Shimano Deore XT, BL-M8100 I-spec EV
Cassette	Shimano CS-M7100-12, 10-51T, 12-Speed
Chain	KMC e.12 Turbo, EcoProteq, e-bike optimized
Crankset	Praxis Wavetm 36T Cold Forged 4130 premium steel Praxis e-Cadet+ custom forged crankarm set (Q-factor=168, S:160, M/L:165, XL:170)
Bottom Bracket	N/A

### WHEELS

Rims	Giant e-TR1 29, Tubeless ready, 30mm inner width
Hubs	Giant e-TR1 [F] 110x15 [R] 148x12mm Thru-axle
Spokes	Giant e-TR1
Tires	Maxxis Assegai 29x2.6" foldable, Tubeless, EXO, 3c MaxxTerra [F] Maxxis Dissector 29x2.6" Foldable, Tubeless, EXO+, 120tpi 3C Compound [R]
Extras	Giant EnergyPak Smart 6A charger Tubeless kit (liquid, valves, levers, manual, tool) Inner tube supplied Giant EnergyPak Plus range extender compatible

The specifications, colors, and availability of the products can be subjects to alter without prior notification.

# TRANCE X E+ 2 PRO 29ER



## SPECS

HYBRID CYCLING TECHNOLOGY	
Motor	Giant SyncDrive Pro
Controls	Giant RideControl Sport remote
Display	Giant New RideControl EVO (optional by gear program)
Battery	Giant EnergyPak Smart 625, 36V 17.3Ah integrated Lithium-Ion
FRAME	
Frame Sizes	S, M, L, XL
Frame Colors	
Frame	ALUXX SL-grade Aluminum, Advanced Forged Composite Upper Rocker, 140mm Maestro Suspension System, "Boost" 148x12QR, ISS, Giant EnergyPak Plus Range Extender Compatible
Fork	Fox 36 Float Rhythm, 150mm travel, 44mm offset, EVOL, Grip Damper, Sweep adjust, Boost 110x15QR, e-optimized
Shock	Fox Float DPS Performance, EVOL Large Volume sleeve, 3-position Lever, 185x52.5mm Trunnion mount, custom tuned
COMPONENTS	
Handlebar	Giant Contact 35 Trail, 35x780mm
Grip	Giant Tactal single lock-on
Stem	Giant Contact SL 35
Seatpost	Giant Contact Switch, dropper, 30,9mm (S:125, M:150, L/XL:170)
Saddle	Giant Romero Trail
Pedal	Flatpedal
DRIVETRAIN	
Shifters	Shimano SLX 12-speed I-spec EV
Front Derailleur	MRP 1X custom "V3" co-moulded TR chain guide
Rear Derailleur	Shimano Deore XT, 12-Speed, Shadow+
Brakes	Shimano Deore BR-M6120, 4-piston, hydraulic disc, 203mm
Brake Levers	Shimano Deore BL-M6100 I-spec EV
Cassette	Shimano CS-M6100-12, 10-51T, 12-speed
Chain	KMC e.12 Turbo, EcoProteq, e-bike optimized
Crankset	Praxis Wavetm 36T Cold Forged 4130 premium steel Praxis e-Cadet+ custom forged crankarm set (Q-factor=168, S:160, M/L:165, XL:170)
Bottom Bracket	N/A

WHEELS	
Rims	Giant AM 29", Tubeless ready, 30mm inner width
Hubs	Shimano MT410 Boost, Center-Lock, [F] 110x15 [R] 148x12mm Micro-Spline Drive Body Thru-axle
Spokes	Sapim E-Lite [R] Race [F]
Tires	Maxxis Assegai 29x2.6" foldable, Tubeless, EXO [F] Maxxis Dissector 29x2.6" Foldable, Tubeless, EXO+ [R]
Extras	Giant EnergyPak Smart 6A charger Tubeless kit (liquid, valves, levers, manual, tool) Inner tube supplied Giant EnergyPak Plus range extender compatible

The specifications, colors, and availability of the products can be subjects to alter without prior notification.



## SPECS

### HYBRID CYCLING TECHNOLOGY

Motor	Giant SyncDrive Pro
Controls	Giant RideControl Sport remote
Display	Giant New RideControl EVO (optional by gear program)
Battery	Giant EnergyPak Smart 625, 36V 17.3Ah integrated Lithium-Ion

### FRAME

Frame Sizes	S, M, L, XL
Frame Colors	
Frame	ALUXX SL-grade Aluminum, Advanced Forged Composite Upper Rocker, 140mm Maestro Suspension System, 'Boost' 148x12QR, ISS, Giant EnergyPak Plus Range Extender Compatible
Fork	Rock Shox 35 Gold RL DebonAir, 150mm travel, 44mm offset, MotionControl™ rebound and lockout control, 15x110 Boost, Maxle Stealth, e-MTB optimized
Shock	Fox Float DPS Performance, EVOL Large Volume sleeve, 3-position lever, 185x52.5mm Trunnion mount, custom tuned

### COMPONENTS

Handlebar	Giant Contact 35 Trail, 35x780mm
Grip	Giant Tactal single lock-on
Stem	Giant Contact SL 35
Seatpost	Giant Contact Switch, dropper, 30,9mm (S:125, M:150, L/XL:170)
Saddle	Giant Romero Trail
Pedal	Flatpedal

### DRIVETRAIN

Shifters	Shimano Deore 12-speed I-spec EV
Front Derailleur	MRP 1X custom "V3" co-moulded TR chain guide
Rear Derailleur	Shimano Deore 12-speed
Brakes	Shimano BR-M420, 4-piston, hydraulic disc, 203mm
Brake Levers	Shimano Deore BL-M4100 I-spec EV
Cassette	Shimano CS-M6100-12, 10-51T, 12-speed
Chain	KMC e.12 Turbo, EcoProteq, e-bike optimized
Crankset	Praxis Wavetm 36T Cold Forged 4130 premium steel Praxis e-Cadet+ custom forged crankarm set (S:160, M/L: 165, XL:170)
Bottom Bracket	N/A

### WHEELS

Rims	Giant AM 29", Tubeless ready, 30mm inner width
Hubs	Shimano MT410 Boost, Center-Lock, [F] 110x15 [R] 148x12mm Micro-Spline Drive Body Thru-axle
Spokes	Sapim E-Lite [R] Race [F]
Tires	Maxxis Assegai 29x2.6" foldable, Tubeless, EXO [F] Maxxis Dissector 29x2.6" Foldable, Tubeless, EXO+ [R]
Extras	Giant EnergyPak Smart 6A charger Tubeless kit (liquid, valves, levers, manual, tool) Inner tube supplied Giant EnergyPak Plus range extender compatible

The specifications, colors, and availability of the products can be subjects to alter without prior notification.





**COMING SOON**



## SPECS

HYBRID CYCLING TECHNOLOGY	
Motor	Giant SyncDrive Pro, 85Nm (new)
Controls	Giant RideControl Stealth remote (new)
Display	Giant RideControl Switch LED (new) Compatible with ANT+ computers (Garmin, Wahoo, Sigma, Giant)
Battery	Giant EnergyPak Smart 625, 36V 17.3Ah Lithium-Ion
FRAME	
Frame Sizes	S, M, L, XL
Frame Colors	1 color
Fork	Fox 38 Float Performance Elite, 29er, 170mm, Grip2 VVC Damper, Boost 110x15 Kabolt floating axle, with fender, e-Bike optimized
Frame	ALUXX SL-grade aluminum, 160mm Maestro suspension system, 'Boost' 148x12QR, Giant EnergyPak Plus range extender compatible
Shock	Fox Float X2 Performance Elite, EVOL Large Volume sleeve, 2-position lever, 205x62.5mm Trunnion mount, custom tuned
COMPONENTS	
Handlebar	Giant Contact Trail, 35x800mm
Grip	Giant Tactal single lock-on
Stem	Giant Contact SL 35
Seatpost	Giant Contact Switch, dropper, 30,9mm (S:100/M:125/L:150/XL:170)
Saddle	Giant Romero Trail
Pedal	Flatpedal
DRIVETRAIN	
Shifters	Shimano Deore XT, 12-speed
Front Derailleur	MRP 1X HD2 custom co-moulded chain guide
Rear Derailleur	Shimano Deore XT, 12-Speed, Shadow+
Brakes	Shimano Deore XT, BR-M8120, 4-piston, hydraulic disc, 203mm
Brake Levers	Shimano Deore XT, BL-M8100 I-spec EV
Cassette	Shimano HG-M7100, 10-51T, 12-Speed
Chain	KMC e.12 Turbo, EcoProteg, e-bike optimized
Crankset	Praxis Wavetm 36T Cold Forged 4130 premium steel Praxis e-Cadet+ custom forged crankarm set
Bottom Bracket	N/A

WHEELS	
Rims	Giant e-TR1 27.5"/29", Tubeless ready, 30mm inner width
Hubs	Giant e-TR1 [F] 110x15 [R] 148x12mm Thru-axle
Spokes	Giant e-TR1
Tires	Maxxis Minion DHF 29x2.6" foldable, Tubeless, EXO+, 3c MaxxTerra[F] Maxxis Minion DHR 27.5x2.6" foldable, Tubeless, DoubleDown, 2x120tpi, 3C MaxxTerra Compound [R]
Extras	Giant EnergyPak Smart 6A charger Tubeless kit (liquid, valves, levers, manual, tool) Inner tube supplied Giant EnergyPak Plus range extender compatible
Weight	23,6 kg (Target)

The specifications, colors, and availability of the products can be subjects to alter without prior notification.



## SPECS

HYBRID CYCLING TECHNOLOGY	
Motor	Giant SyncDrive Pro, 85Nm (new)
Controls	Giant RideControl Stealth remote (new)
Display	Giant RideControl Switch LED (new) Compatible with ANT+ computers (Garmin, Wahoo, Sigma, Giant)
Battery	Giant EnergyPak Smart 625, 36V 17.3Ah Lithium-Ion
FRAME	
Frame Sizes	S, M, L, XL
Frame Colors	1 color
Fork	6999
Frame	ALUXX SL-grade aluminum, 160mm Maestro suspension system, 'Boost' 148x12QR, Giant EnergyPak Plus range extender compatible
Shock	Fox Float DPX2 Performance, EVOL Large Volume sleeve, 2-position lever, 205x62.5mm Trunnion mount, custom tuned
COMPONENTS	
Handlebar	Giant Contact Trail, 35x800mm
Grip	Giant Tactal single lock-on
Stem	Giant Contact SL 35
Seatpost	Giant Contact Switch, dropper, 30,9mm (S:100/M:125/L:150/XL:170)
Saddle	Giant Romero Trail
Pedal	Flatpedal
DRIVETRAIN	
Shifters	SRAM NX 12-speed
Front Derailleur	MRP1X HD2 custom co-moulded chain guide
Rear Derailleur	SRAM GX 12-speed
Brakes	SRAM Code R, hydraulic disc, 220mm[F] / 200mm[R]
Brake Levers	SRAM Code R
Cassette	SRAM PG-1230
Chain	SRAM NX Eagle Powerlock, 12-sp
Crankset	SRAM X-Sync Eagle 36T chainring Praxis e-Cadet+ custom forged crankarm set
Bottom Bracket	N/A

WHEELS	
Rims	Giant AM 27.5"[F] 29"[R], Tubeless ready, 30mm inner width
Hubs	Giant eTracker Boost, Sealed cartridge bearing, 6-bolt, [F] 110x15 [R] 148x12mm Thru-axle
Spokes	Sapim E-Lite [r] Race [f]
Tires	Maxxis Minion DHF 29x2.6" foldable, Tubeless, EXO+, 3c MaxxTerra[F] Maxxis Minion DHR 27.5x2.6" foldable, Tubeless, DoubleDown, 2x120tpi, 3C MaxxTerra Compound [R]
Extras	Giant EnergyPak Smart 6A charger Tubeless kit (liquid, valves, levers, manual, tool) Inner tube supplied Giant EnergyPak Plus range extender compatible
Weight	23,8 kg (Target)

The specifications, colors, and availability of the products can be subjects to alter without prior notification.



## SPECS

HYBRID CYCLING TECHNOLOGY	
Motor	Giant SyncDrive Pro, 85Nm (new)
Controls	Giant RideControl Stealth remote (new)
Display	Giant RideControl Switch LED (new) Compatible with ANT+ computers (Garmin, Wahoo, Sigma, Giant)
Battery	Giant EnergyPak Smart 625, 36V 17.3Ah Lithium-Ion
FRAME	
Frame Sizes	S, M, L, XL
Frame Colors	1 color
Fork	Rock Shox Yari, 29", Charge RC damper 170mm, Maxle Stealth 15x110 Boost, e-bike optimized
Frame	ALUXX SL-grade aluminum, 160mm Maestro suspension system, 'Boost' 148x12QR, Giant EnergyPak Plus range extender compatible
Shock	Fox Float DPS Performance, EVOL Large Volume sleeve, 2-position lever, 205x62.5mm Trunnion mount, custom tuned
COMPONENTS	
Handlebar	Giant Contact Trail, 35x800mm
Grip	Giant Tactal single lock-on
Stem	Giant Contact SL 35
Seatpost	Giant Contact Switch, dropper, 30,9mm (S:100/M:125/L:150/XL:170)
Saddle	Giant Romero Trail
Pedal	Flatpedal
DRIVETRAIN	
Shifters	Shimano Deore 12-speed
Front Derailleur	MRP 1X HD2 custom co-moulded chain guide
Rear Derailleur	Shimano Deore 12-speed
Brakes	Shimano Deore BR-M4120, 4-piston, hydraulic disc, 203mm
Brake Levers	Shimano Deore BL-M4100 I-spec EV
Cassette	Shimano Deore CS-M6100-12, 10-51T, 12-speed
Chain	KMC e.12 Turbo, EcoProteg, e-bike optimized
Crankset	Praxis Wavetm 36T Cold Forged 4130 premium steel Praxis e-Cadet+ custom forged crankarm set
Bottom Bracket	N/A

WHEELS	
Rims	Giant AM 27.5"[F] 29"[R], Tubeless ready, 30mm inner width
Hubs	Shimano MT410 Boost, Center-Lock, [F] 110x15 [R] 148x12mm Micro-Spline Drive Body Thru-axle
Spokes	Sapim E-Lite [r] Race [f]
Tires	Maxxis Minion DHF 29x2.6" foldable, Tubeless, EXO+, 3c MaxxTerra[F] Maxxis Minion DHR 27.5x2.6" foldable, Tubeless, DoubleDown, 2x120tpi, 3C MaxxTerra Compound [R]
Extras	Giant EnergyPak Smart 6A charger Tubeless kit (liquid, valves, levers, manual, tool) Inner tube supplied Giant EnergyPak Plus range extender compatible
Weight	23,9 kg (Target)

The specifications, colors, and availability of the products can be subjects to alter without prior notification.



## SPECIFIKACIJE

HIBRIDNA GONILNA TEHNOLOGIJA	
<b>MOTOR</b>	Giant SyncDrive Pro
<b>PRIKAZOVALNIK</b>	Giant RideControl EVO (New)
<b>BATERIJA</b>	Giant EnergyPak Smart 625, 36V 17.3Ah integrated Lithium-Ion
OKVIR	
<b>VELIKOSTI</b>	S, M, L, XL
<b>BARVE</b>	Rosewood
<b>OKVIR</b>	ALUXX SL-grade aluminum, 120mm FlexPoint suspension system
<b>VILICE</b>	RockShox 35 Gold RL, 130mm travel, Lock-out, Tapered Steerer, 15x110mm Boost, MaxleLite, e-MTB optimized
<b>AMORTIZER</b>	RockShox Monarch RT, DebonAir High Volume, 184x44mm, custom tuned
KOMPONENTE	
<b>KRMILO</b>	Giant Connect TR Riser 31.8x780mm
<b>OPORA KRMILA</b>	Giant Contact
<b>OPORA SEDEŽA</b>	Giant Contact Switch, dropper, 30,9mm (S:100/M:125/L:150/XL:170)
<b>SEDEŽ</b>	Giant Romero Trail
<b>PEDALA</b>	Flatpedal
POGON	
<b>PRESTAVNE ROČICE</b>	Shimano Deore XT, 12-speed I-spec EV
<b>PREDNJI MENJALNIK</b>	MRP 1X custom "V3" co-moulded TR chain guide
<b>ZADNJI MENJALNIK</b>	Shimano Deore XT, 12-Speed, Shadow+
<b>ZAVORE</b>	Shimano Deore XT, BR-M8120, 4-piston, hydraulic disc, 203mm
<b>ZAVORNE ROČICE</b>	Shimano Deore XT, BL-M8120 I-spec EV
<b>VERIŽNIK</b>	Shimano CS-M7100-12, 10-51T, 12-Speed
<b>VERIGA</b>	KMC e.12 Turbo, EcoProteq, e-bike optimized
<b>GONILKE Z VERIŽNIKI</b>	Praxis Wavetm 36T Cold Forged 4130 premium steel Praxis e-Cadet+ custom forged crankarm set (Q-factor=168, S:160, M/L:165, XL:170)
<b>BOTTOM BRACKET</b>	N/A
OBROČNIKI	
<b>OBROČI</b>	Giant XCT 29 Tubeless Ready 25mm e-bike optimized
<b>PESTA</b>	Shimano MT410 Boost, Center-Lock, [F] 110x15 [R] 148x12mm Micro-Spline Drive Body Thru-axle
<b>NAPERE</b>	Sapim E-Lite [R] Race [F], e-bike optimized
<b>PLAŠČI</b>	Maxxis Minion DHF 29X2.5" 60TPI Foldable, TLR EXO [F] Maxxis Minion DHR II 29X2.40 60TPI Foldable TLR EXO [R]
<b>DODATKI</b>	Giant EnergyPak Smart 6A charger Tubeless kit (liquid, valves, levers, manual, tool)

## ZNAČILNOSTI

- Okvir: ALUXX SL-grade aluminum, 120mm FlexPoint suspension system
- Vilice: RockShox 35 Gold RL, 130mm travel, Lock-out, Tapered Steerer, 15x110mm Boost, MaxleLite, e-MTB optimized
- Prestavne ročice: Shimano Deore XT, 12-speed I-spec EV
- Gonilke z verižniki: Praxis Wavetm 36T Cold Forged 4130 premium steel Praxis e-Cadet+ custom forged crankarm set (Q-factor=168, S:160, M/L:165, XL:170)
- Barve: Rosewood

## GEOMETRIJA

OKVIR	S	M	L	XL
Dolžina sedežne cevi (mm)	406	432	482	507
Kot sedežne cevi	73,5°	73,5°	73,5°	73,5°
Top Tube Length (mm)	580	600	625	650
Višina glave okvirja (mm)	100	110	120	135
Krmlini kot	67,0°	67,0°	67,0°	67,0°
Zamik vpetja osi (mm)	40	40	40	40
Trail (mm)	113,6	113,6	113,6	113,6
Medosna razdalja (mm)	1166	1187	1213	1240
Dolžina cevi ob verigi (mm)	475	475	475	475
Bottom Bracket Drop (mm)	20	20	20	20
Oddaljenost zgornje cevi od gonilne osi (mm)	593	603	612	626
Doseg (mm)	404	421	444	465
Višina zgornje cevi (mm)	741	756	788	792
Širina krmila (mm)	780	780	780	780
Dolžina opore krmila (mm)	40	40	50	50
Dolžina gonilke (mm)	160	160	165	165
Velikost obročnikov	29"	29"	29"	29"

Vse navedene specifikacije se lahko spremenijo brez obvestila.



## SPECIFIKACIJE

HIBRIDNA GONILNA TEHNOLOGIJA	
MOTOR	Giant SyncDrive Pro
PRIKAZOVALNIK	Giant RideControl EVO (New)
BATERIJA	Giant EnergyPak Smart 625, 36V 17.3Ah integrated Lithium-Ion
OKVIR	
VELIKOSTI	S, M, L, XL
BARVE	Metallic Black
OKVIR	ALUXX SL-grade aluminum, 120mm FlexPoint suspension system
VILICE	RockShox Recon Silver RL, 130mm travel, Lock-out, Tapered Steerer, 15x110mm Boost, MaxleLite, e-MTB optimized
AMORTIZER	RockShox Monarch RT, High Volume, 184x44mm, custom tuned
KOMPONENTE	
KRMILO	Giant Connect TR Riser 31.8x780mm
OPORA KRMILA	Giant Contact
OPORA SEDEŽA	Giant Contact Switch, dropper, 30,9mm (S:100/M:125/L:150/XL:170)
SEDEŽ	Giant Romero Trail
PEDALA	Flatpedal
POGON	
PRESTAVNE ROČICE	Shimano Deore 12-speed I-spec EV
PREDNJI MENJALNIK	MRP 1X custom "V3" co-molded TR chain guide
ZADNJI MENJALNIK	Shimano Deore 12-speed
ZAVORE	Shimano BR-MT420, 4-piston, hydraulic disc, 203mm
ZAVORNE ROČICE	Shimano Deore BL-M4100 I-spec EV
VERIŽNIK	Shimano CS-M6100-12, 10-51T, 12-speed
VERIGA	KMC e.12 Turbo, EcoProteq, e-bike optimized
GONILKE Z VERIŽNIKI	Praxis Wavetm 36T Cold Forged 4130 premium steel Praxis e-Cadet+ custom forged crankarm set (Q-factor=168, S:160, M/L:165, XL:170)
BOTTOM BRACKET	N/A
OBROČNIKI	
OBROČI	Giant XCT 29 Tubeless Ready 25mm e-bike optimized
PESTA	Shimano MT410 Boost, Center-Lock, [F] 110x15 [R] 148x12mm Micro-Spline Drive Body Thru-axle
NAPERE	Sapim E-Lite [R] Race [F], e-bike optimized
PLAŠČI	Maxxis Minion DHF 29X2.5" 60TPI Foldable, TLR EXO [F] Maxxis Minion DHR II 29X2.40 60TPI Foldable TLR EXO [R]
DODATKI	Giant EnergyPak Smart 6A charger Tubeless kit (liquid, valves, levers, manual, tool)

## ZNAČILNOSTI

- Okvir: ALUXX SL-grade aluminum, 120mm FlexPoint suspension system
- Vilice: RockShox Recon Silver RL, 130mm travel, Lock-out, Tapered Steerer, 15x110mm Boost, MaxleLite, e-MTB optimized
- Prestavne ročice: Shimano Deore 12-speed I-spec EV
- Gonilke z verižniki: Praxis Wavetm 36T Cold Forged 4130 premium steel Praxis e-Cadet+ custom forged crankarm set (Q-factor=168, S:160, M/L:165, XL:170)
- Barve: Metallic Black

## GEOMETRIJA

OKVIR	S	M	L	XL
Dolžina sedežne cevi (mm)	406	432	482	507
Kot sedežne cevi	73,5°	73,5°	73,5°	73,5°
Top Tube Length (mm)	580	600	625	650
Višina glave okvirja (mm)	100	110	120	135
Krmlni kot	67,0°	67,0°	67,0°	67,0°
Zamik vpetja osi (mm)	40	40	40	40
Trail (mm)	113,6	113,6	113,6	113,6
Medosna razdalja (mm)	1166	1187	1213	1240
Dolžina cevi ob verigi (mm)	475	475	475	475
Bottom Bracket Drop (mm)	20	20	20	20
Oddaljenost zgornje cevi od gonilne osi (mm)	593	603	612	626
Doseg (mm)	404	421	444	465
Višina zgornje cevi (mm)	741	756	788	792
Širina krmila (mm)	780	780	780	780
Dolžina opore krmila (mm)	40	40	50	50
Dolžina gonilke (mm)	160	160	165	165
Velikost obročnikov	29"	29"	29"	29"

Vse navedene specifikacije se lahko spremenijo brez obvestila.

# STANCE E+ EX PRO 29ER

E-BIKE

199



## SPECS

HYBRID CYCLING TECHNOLOGY	
Motor	Giant SyncDrive Pro
Controls	Giant RideControl Sport remote (New)
Display	Giant RideControl EVO (New)
Battery	Giant EnergyPak Smart 625, 36V 17.3Ah integrated Lithium-Ion
FRAME	
Frame Sizes	S, M, L, XL
Frame Colors	1 color
Frame	ALUXX SL-grade aluminum, 120mm FlexPoint suspension system
Fork	Rock Shox Recon Silver RL, 130mm travel, Lock-out, Tapered Steerer, 15x110mm Boost, MaxleLite, e-MTB optimized
Shock	RockShox Monarch RT, High Volume, 184x44mm, custom tuned
COMPONENTS	
Handlebar	Giant Connect TR Riser 31.8x780mm
Stem	Giant Contact
Seatpost	Giant Contact Switch, dropper, 30,9mm (S:100/M:125/L:150/XL:170)
Saddle	Giant Romero Trail
Pedal	Flatpedal
DRIVETRAIN	
Shifters	Shimano Deore 12-speed I-spec EV
Front Derailleur	MRP1X custom "V3" co-moulded TR chain guide
Rear Derailleur	Shimano Deore 12-speed
Brakes	Shimano BR-MT420, 4-piston, hydraulic disc, 203mm
Brake Levers	Shimano Deore BL-M4100 I-spec EV
Cassette	Shimano CS-M6100-12, 10-51T, 12-speed
Chain	KMC e.12 Turbo, EcoProteq, e-bike optimized
Crankset	Praxis Wavetm 36T Cold Forged 4130 premium steel Praxis e-Cadet+ custom forged crankarm set (Q-factor=168, S:160, M/L:165, XL:170)
Bottom Bracket	N/A

WHEELS	
Rims	Giant XCT 29 Tubeless Ready 25mm e-bike optimized
Hubs	Shimano MT410 Boost, Center-Lock, [F] 110x15 [R] 148x12mm Micro-Spline Drive Body Thru-axle
Spokes	Sapim E-Lite [R] Race [F], e-bike optimized
Tires	29x 2.25 TBC
Extras	Giant EnergyPak Smart 6A charger Tubeless kit (liquid, valves, levers, manual, tool)
ACCESSORIES	
Lights	Herrmans H-BLACK MR8 (New)
Kickstand	Giant KSA18 direct mount kickstand
Carrier	Giant Rack-It MIK

The specifications, colors, and availability of the products can be subjects to alter without prior notification.



## SPECIFIKACIJE

HIBRIDNA GONILNA TEHNOLOGIJA	
MOTOR	Giant SyncDrive Sport
PRIKAZOVALNIK	Giant RideControl Plus
BATERIJA	Giant EnergyPak Smart 500, 36V Integrated Lithium-Ion
OKVIR	
VELIKOSTI	S, M, L, XL
BARVE	Desert Sage
OKVIR	ALUXX SL-grade aluminum, 120mm FlexPoint suspension system
VILICE	RockShox Recon Silver RL, 130mm travel, Lockout, 110x15mm Boost, Maxle Stealth, e-MTB optimized
AMORTIZER	RockShox Monarch RT, High Volume, 184x44mm, custom tuned
KOMPONENTE	
KRMILO	Giant Connect TR Riser 31.8x780mm
OPORA KRMILA	Giant Contact
OPORA SEDEŽA	Giant Contact Switch, dropper, 30,9mm (S:125/M:150/L&XL:170)
SEDEŽ	Giant Sport
PEDALA	Aluminum Platform
POGON	
PRESTAVNE ROČICE	SRAM SX Eagle 12-speed
PREDNJI MENJALNIK	MRP 1X CS custom
ZADNJI MENJALNIK	SRAM SX Eagle 12-speed
ZAVORE	Shimano MT420, 4-piston, hydraulic disc, 203mm
ZAVORNE ROČICE	Shimano MT401
VERIŽNIK	SRAM PG-1210, 11-50T, 12-Speed
VERIGA	SRAM SX Eagle PowerLock, 12-speed
GONILKE Z VERIŽNIKI	SRAM X-Sync Eagle 38T 104BCD chainring Forged Alloy minimal Q-factor, (S:160, M/L:165, XL:170)
BOTTOM BRACKET	N/A
OBROČNIKI	
OBROČI	Giant XCT 29 Tubeless Ready 25mm e-bike optimized
PESTA	Giant eTracker Sport, [F] 15mm Thru-Axle [R] 141mm QR
NAPERE	Stainless Steel
PLAŠČI	Maxxis Rekon 29x2.4" foldable, 60tpi, EXO, Tubeless Ready
DODATKI	Giant EnergyPak 6A Smart charger

## ZNAČILNOSTI

- Okvir: ALUXX SL-grade aluminum, 120mm FlexPoint suspension system
- Vilice: RockShox Recon Silver RL, 130mm travel, Lockout, 110x15mm Boost, Maxle Stealth, e-MTB optimized
- Prestavne ročice: SRAM SX Eagle 12-speed
- Gonilke z verižniki: SRAM X-Sync Eagle 38T 104BCD chainring Forged Alloy minimal Q-factor, (S:160, M/L:165, XL:170)
- Barve: Desert Sage

## GEOMETRIJA

OKVIR	S	M	L	XL
Dolžina sedežne cevi (mm)	406	432	482	507
Kot sedežne cevi	73,5°	73,5°	73,5°	73,5°
Top Tube Length (mm)	580	600	625	650
Višina glave okvirja (mm)	100	110	120	135
Krmlni kot	67,0°	67,0°	67,0°	67,0°
Zamik vpetja osi (mm)	40	40	40	40
Trail (mm)	113,6	113,6	113,6	113,6
Medosna razdalja (mm)	1166	1187	1213	1240
Dolžina cevi ob verigi (mm)	475	475	475	475
Bottom Bracket Drop (mm)	20	20	20	20
Oddaljenost zgornje cevi od gonilne osi (mm)	593	603	612	626
Doseg (mm)	404	421	444	465
Višina zgornje cevi (mm)	741	756	788	792
Širina krmila (mm)	780	780	780	780
Dolžina opore krmila (mm)	40	40	50	50
Dolžina gonilke (mm)	160	160	165	165
Velikost obročnikov	29"	29"	29"	29"

Vse navedene specifikacije se lahko spremenijo brez obvestila.



# STANCE E+ 1 29ER 625

E-BIKE

201



## SPECS

### HYBRID CYCLING TECHNOLOGY

Motor	Giant SyncDrive Sport
Controls	Giant RideControl One remote ANT+
Display	Giant RideControl Plus wireless display (optional)
Battery	Giant EnergyPak Smart 625, 36V 17.3Ah integrated Lithium-Ion

### FRAME

Frame Sizes	S, M, L, XL
Frame Colors	1 color
Frame	ALUXX SL-grade aluminum, 120mm FlexPoint suspension system
Fork	RockShox Recon Silver RL, 130mm travel, Lockout, 110x15mm Boost, Maxle Stealth, e-MTB optimized
Shock	RockShox Monarch RT, High Volume, 184x44mm, custom tuned

### COMPONENTS

Handlebar	Giant Connect TR Riser 31.8x780mm
Stem	Giant Contact
Seatpost	Giant Contact Switch, dropper, 30,9mm (S:125/M:150/L&XL:170)
Saddle	Giant Sport
Pedal	Aluminum Platform

### DRIVETRAIN

Shifters	SRAM SX Eagle 12-speed
Front Derailleur	MRP1X CS custom
Rear Derailleur	SRAM SX Eagle 12-speed
Brakes	Shimano MT420, 4-piston, hydraulic disc, 203mm
Brake Levers	Shimano MT401
Cassette	SRAM PG-1210, 11-50T, 12-Speed
Chain	SRAM SX Eagle PowerLock, 12-speed
Crankset	SRAM X-Sync Eagle 38T 104BCD chainring Forged Alloy minimal Q-factor, (S:160, M/L:165, XL:170)
Bottom Bracket	N/A

### WHEELS

Rims	Giant XCT 29 Tubeless Ready 25mm e-bike optimized
Hubs	Giant eTracker Sport, [F] 15mm Thru-Axle [R] 141mm QR
Spokes	Stainless Steel
Tires	Maxxis Rekon 29x2.4" foldable, 60tpi, EXO, Tubeless Ready
Extras	Giant EnergyPak 6A Smart charger

The specifications, colors, and availability of the products can be subjects to alter without prior notification.



## SPECIFIKACIJE

HIBRIDNA GONILNA TEHNOLOGIJA	
MOTOR	Giant SyncDrive Sport
PRIKAZOVALNIK	Giant RideControl Plus
BATERIJA	Giant EnergyPak Smart 500, 36V Integrated Lithium-Ion
OKVIR	
VELIKOSTI	S, M, L, XL
BARVE	Balsam Green
OKVIR	ALUXX SL-grade aluminum, 120mm FlexPoint suspension system
VILICE	SR Suntour XCR 34 Air LO-R, 130mm travel, tapered steerer, Lockout, 110x15 Quick-Loc thru-axle
AMORTIZER	RockShox Monarch R, High Volume, 184x44mm, custom tuned
KOMPONENTE	
KRMILO	Giant Connect TR Riser 31.8x780mm
OPORA KRMILA	Giant Contact
OPORA SEDEŽA	Giant 30.9mm, 2-bolt Micro Adjustable, Forged Aluminium
SEDEŽ	Giant Sport
PEDALA	Aluminum Platform
POGON	
PRESTAVNE ROČICE	Shimano Deore
PREDNJI MENJALNIK	MRP 1X CS custom
ZADNJI MENJALNIK	Shimano Deore, 10-Speed, Shadow+
ZAVORE	Tektro HD-M745 Orion, 4-piston, hydraulic disc, 203mm
ZAVORNE ROČICE	Tektro HD-M745 Orion
VERIŽNIK	Shimano CS-M4100-10, 11-46T, 10-Speed
VERIGA	KMC e.10 Sport, e-bike optimized
GONILKE Z VERIŽNIKI	Forged Alloy minimal Q-factor, 36T Steel Direct Mount ring (S:160, M/L:165, XL:170)
BOTTOM BRACKET	N/A
OBROČNIKI	
OBROČI	Giant XCT 29 Tubeless Ready 25mm e-bike optimized
PESTA	Giant eTracker Sport, [F] 15mm Thru-Axle [R] 141mm QR
NAPERE	Stainless Steel
PLAŠČI	Maxxis Rekon 29x2.4" foldable, 60tpi, EXO, Tubeless Ready
DODATKI	Giant EnergyPak 6A Smart charger

## ZNAČILNOSTI

- Okvir: ALUXX SL-grade aluminum, 120mm FlexPoint suspension system
- Vilice: SR Suntour XCR 34 Air LO-R, 130mm travel, tapered steerer, Lockout, 110x15 Quick-Loc thru-axle
- Prestavne ročice: Shimano Deore
- Gonilke z verižniki: Forged Alloy minimal Q-factor, 36T Steel Direct Mount ring (S:160, M/L:165, XL:170)
- Barve: Balsam Green

## GEOMETRIJA

OKVIR	S	M	L	XL
Dolžina sedežne cevi (mm)	406	432	482	507
Kot sedežne cevi	73,5°	73,5°	73,5°	73,5°
Top Tube Length (mm)	580	600	625	650
Višina glave okvirja (mm)	100	110	120	135
Krmilni kot	67,0°	67,0°	67,0°	67,0°
Zamik vpetja osi (mm)	40	40	40	40
Trail (mm)	113,6	113,6	113,6	113,6
Medosna razdalja (mm)	1166	1187	1213	1240
Dolžina cevi ob verigi (mm)	475	475	475	475
Bottom Bracket Drop (mm)	20	20	20	20
Oddaljenost zgornje cevi od gonilne osi (mm)	593	603	612	626
Doseg (mm)	404	421	444	465
Višina zgornje cevi (mm)	741	756	788	792
Širina krmila (mm)	780	780	780	780
Dolžina opore krmila (mm)	40	40	50	50
Dolžina gonilke (mm)	160	160	165	165
Velikost obročnikov	29"	29"	29"	29"

Vse navedene specifikacije se lahko spremenijo brez obvestila.



## SPECS

HYBRID CYCLING TECHNOLOGY	
Motor	Giant SyncDrive Sport
Controls	2 in 1 Display (New)
Display	
Battery	Giant EnergyPak Smart 500, 36V 13.8Ah integrated Lithium-Ion
FRAME	
Frame Sizes	S, M, L, XL
Frame Colors	1 color
Frame	ALUXX SL-grade aluminum, 120mm FlexPoint suspension system
Fork	SR Suntour XCR 34 Air LO-R, 130mm travel, tapered steerer, Lockout, 110x15 Quick-Loc thru-axle
Shock	RockShox Monarch R, High Volume, 184x44mm, custom tuned
COMPONENTS	
Handlebar	Giant Connect TR Riser 31.8x780mm
Stem	Giant Contact
Seatpost	Giant 30.9mm, 2-bolt Micro Adjustable, Forged Aluminium
Saddle	Giant Sport
Pedal	Aluminum Platform
DRIVETRAIN	
Shifters	Shimano Deore
Front Derailleur	MRP1X CS custom
Rear Derailleur	Shimano Deore, 10-Speed, Shadow+
Brakes	Tektro HD-M745 Orion, 4-piston, hydraulic disc, 203mm
Brake Levers	Tektro HD-M745 Orion
Cassette	Shimano CS-M4100-10, 11-46T, 10-Speed
Chain	KMC e.10 Sport, e-bike optimized
Crankset	Forged Alloy minimal Q-factor, 36T Steel Direct Mount ring (S:160, M/L:165, XL:170)
Bottom Bracket	N/A

WHEELS	
Rims	Giant XCT 29 Tubeless Ready 25mm e-bike optimized
Hubs	Giant eTracker Sport, [F] 15mm Thru-Axle [R] 141mm QR
Spokes	Stainless Steel
Tires	Maxxis Rekon 29x2.25" foldable, 60tpi, EXO, Tubeless Ready
Extras	Giant EnergyPak 6A Smart charger
ACCESSORIES	
Lights	Herrmans H-BLACK MR8 (New)
Kickstand	Giant KSA18 direct mount kickstand
Carrier	Giant Rack-It MIK

The specifications, colors, and availability of the products can be subjects to alter without prior notification.



## SPECS

HYBRID CYCLING TECHNOLOGY	
Motor	Giant SyncDrive Pro
Controls	Giant RideControl Sport remote
Display	Giant New RideControl EVO (optional)
Battery	Giant EnergyPak Smart 625, 36V 13.8Ah integrated Lithium-Ion
FRAME	
Frame Sizes	S, M, L, XL
Frame	ALUXX SL aluminum, Overdrive 1½ - 1⅝" head tube, 148x12mm Thru-Axle, integrated KS18 kickstand mount
Fork	Rock Shox Recon Silver RL, 130mm travel, Lock-out, Tapered Steerer, 15x110mm BOOST, MaxleLite
Shock	N/A
COMPONENTS	
Handlebar	Giant Connect TR Riser 31.8x780mm
Stem	Giant Contact
Seatpost	Giant Contact Switch, dropper, 30,9mm, under bar remote lever
Saddle	Giant Sport
Pedal	Aluminum Platform
DRIVETRAIN	
Shifters	Shimano Deore, 12-speed
Front Derailleur	-
Rear Derailleur	Shimano SLX, 12-speed, Shadow+
Brakes	Shimano BR-MT420, 4-piston, hydraulic disc, 203mm [F], 180mm[R]
Brake Levers	Shimano Deore BL-MT401
Cassette	Shimano HG-M6100, 10-51T, 12-speed
Chain	KMC e12 Sport EPT e-bike optimized
Crankset	Praxis Wavetm 36T Cold Forged 4130 premium steel Praxis e-Cadet+ custom forged crankarm set
Bottom Bracket	N/A

WHEELS	
Rims	Giant XCT 29 Tubeless Ready 25mm e-bike optimized
Hubs	Shimano MT410 Boost, Center-Lock, [F] 110x15 [R] 148x12mm Micro-Spline Drive Body Thru-axle
Spokes	Sapim E-Lite [r] Race [f]
Tires	Maxxis DHF 29X2.5" WT Foldable 60TPI TLR EXO [F] Maxxis Aggressor 29X2.5" WT Foldable 60TPI TLR EXO [R]
Extras	Giant EnergyPak Smart 6A charger Tubeless kit (liquid, valves, levers, manual, tool)

The specifications, colors, and availability of the products can be subjects to alter without prior notification.

# FATHOM E+ 2 PRO 29ER

E-BIKE

205



## SPECS

HYBRID CYCLING TECHNOLOGY	
Motor	Giant SyncDrive Pro
Controls	Giant RideControl Sport remote
Display	Giant New RideControl EVO (optional)
Battery	Giant EnergyPak Smart 625, 36V 13.8Ah integrated Lithium-Ion
FRAME	
Frame Sizes	S, M, L, XL
Frame	ALUXX SL aluminum, Overdrive 1 1/2 - 1 1/8" head tube, 148x12mm Thru-Axle, integrated KS18 kickstand mount
Fork	SR Suntour Raidon 34 Boost Air LOR, 130mm travel, Tapered 1 1/2 - 1 1/8" steerer, lockout
Shock	N/A
COMPONENTS	
Handlebar	Giant Connect TR Riser 31.8x780mm
Stem	Giant Contact
Seatpost	Giant 30.9mm, 2-bolt Micro Adjustable, Forged Aluminium
Saddle	Giant Sport
Pedal	Aluminum Platform
DRIVETRAIN	
Shifters	Shimano Deore, 11-Speed
Front Derailleur	-
Rear Derailleur	Shimano Deore, 11-Speed, Shadow+
Brakes	Shimano BR-MT200, hydraulic disc, 180mm [F&R]
Brake Levers	Shimano BL-MT200
Cassette	Shimano CS-M5100 11-51T 11-Speed
Chain	KMC e11 Sport EPT e-bike optimized
Crankset	Praxis Wavetm 36T Cold Forged 4130 premium steel Praxis e-Cadet+ custom forged crankarm set
Bottom Bracket	N/A

WHEELS	
Rims	Giant XCT 29 Tubeless Ready 25mm e-bike optimized
Hubs	Giant eTracker Boost, Sealed cartridge bearing, 6-bolt, [F] 110x15 [R] 148x12mm Thru-axle
Spokes	Stainless steel
Tires	Maxxis DHF 29X2.5" WT Foldable 60TPI TLR EXO [F] Maxxis Aggressor 29X2.5" WT Foldable 60TPI TLR EXO [R]
Extras	Giant EnergyPak Smart 6A charger

The specifications, colors, and availability of the products can be subjects to alter without prior notification.



## SPECS

### HYBRID CYCLING TECHNOLOGY

Motor	Giant SyncDrive Sport
Controls	Giant RideControl One remote ANT+
Display	Giant RideControl Plus wireless display (optional)
Battery	Giant EnergyPak Smart 500, 36V 13.8Ah integrated Lithium-Ion

### FRAME

Frame Sizes	S, M, L, XL, XXL
Frame	ALUXX Aluminum, Overdrive 1½ - 1⅝" Head Tube, 141mm Boost QR, ISS, Giant EnergyPak Plus Range Extender Compatible, Integrated KS18 Kickstand Mount
Fork	SR Suntour Raidon 32 Boost Air LOR 29, 120mm travel, Tapered 1½ - 1⅝" steerer, lockout
Shock	N/A

### COMPONENTS

Handlebar	Giant Connect TR Riser 31.8x690-780mm
Stem	Giant Contact
Seatpost	Giant 30.9mm, 2-bolt Micro Adjustable, Forged Aluminium
Saddle	Giant Sport
Pedal	Aluminum Platform

### DRIVETRAIN

Shifters	SRAM SX Eagle
Front Derailleur	-
Rear Derailleur	SRAM SX Eagle
Brakes	Shimano MT400, Hydraulic Disc, 203mm[F], 180mm[R]
Brake Levers	Shimano Deore MT401
Cassette	SRAM Eagle PG-1210, 11-50T, 12-Speed
Chain	SRAM SX Eagle
Crankset	SRAM X-Sync 38T chainring Praxis e-Cadet+ custom forged crankarm set
Bottom Bracket	N/A

### WHEELS

Rims	Giant XCT 29 Tubeless Ready 25mm e-bike optimized
Hubs	Giant eTracker Sport, [F] 15mm Thru-Axle [R] 141mm QR, e-bike optimized
Spokes	Stainless steel
Tires	Maxxis Rekon 29x2.4", EXO, 60 TPI
Extras	Giant EnergyPak 6A Smart charger Giant EnergyPak Plus range extender compatible

The specifications, colors, and availability of the products can be subjects to alter without prior notification.



## SPECS

HYBRID CYCLING TECHNOLOGY	
Motor	Giant SyncDrive Sport
Controls	Giant RideControl One remote ANT+
Display	Giant RideControl Plus wireless display (optional)
Battery	Giant EnergyPak Smart 500, 36V 13.8Ah Integrated Lithium-Ion
FRAME	
Frame Sizes	S, M, L, XL, XXL
Frame	ALUXX Aluminum, Overdrive 1½ - 1⅝" Head Tube, 141mm Boost QR, ISS, Giant EnergyPak Plus Range Extender Compatible, Integrated KS18 Kickstand Mount
Fork	SR Suntour XCR 32 Boost Coil LOR 29 120mm travel, Tapered 1½ - 1⅝" steerer, lockout
Shock	N/A
COMPONENTS	
Handlebar	Giant Connect TR Riser 31.8x690~780mm
Stem	Giant Contact
Seatpost	Giant 30.9mm, 2-bolt Micro Adjustable, Forged Aluminium
Saddle	Giant Sport
Pedal	Aluminum Platform
DRIVETRAIN	
Shifters	Shimano Deore
Front Derailleur	-
Rear Derailleur	Shimano Deore, 10-Speed, Shadow+
Brakes	Shimano BR-MT200, hydraulic disc, 180mm [F&R]
Brake Levers	Shimano BL-MT200
Cassette	Shimano CS-M4100-10 11-46T 10-Speed
Chain	KMC e.10 Sport, e-bike optimized
Crankset	Forged Alloy minimal Q-factor, 36T Steel Direct Mount
Bottom Bracket	N/A

WHEELS	
Rims	Giant XCT 29 Tubeless Ready 25mm e-bike optimized
Hubs	Giant eTracker Sport, [F] 15mm Thru-Axle [R] 141mm QR, e-bike optimized
Spokes	Stainless steel
Tires	Maxxis Rekon 29x2.4", EXO, 60 TPI
Extras	Giant EnergyPak 6A Smart charger Giant EnergyPak Plus range extender compatible

The specifications, colors, and availability of the products can be subjects to alter without prior notification.



## SPECS

### HYBRID CYCLING TECHNOLOGY

Motor	Giant SyncDrive Core
Controls	Giant RideControl One remote ANT+
Display	Giant RideControl Plus ANT+ (optional)
Battery	Giant EnergyPak 500, 36V 13.8Ah Rechargeable Lithium-Ion

### FRAME

Frame Sizes	S, M, L, XL, XXL
Frame	ALUXX aluminum, Overdrive 1½ - 1⅞" head tube, integrated KS18 kickstand mount
Fork	SR Suntour XCR 32 LO-R Boost 29 100mm travel, Tapered 1½ - 1⅞" steerer, lockout
Shock	N/A

### COMPONENTS

Handlebar	Giant Connect TR Riser 31.8x690-750mm
Stem	Giant Contact
Seatpost	Giant 30.9mm, 2-bolt Micro Adjustable, Forged Aluminium
Saddle	Giant Sport
Pedal	Aluminum Platform

### DRIVETRAIN

Shifters	Shimano Deore
Front Derailleur	-
Rear Derailleur	Shimano Deore, 10-Speed, Shadow+
Brakes	Shimano BR-MT200, hydraulic disc, 180mm
Brake Levers	Shimano BL-MT200
Cassette	Shimano HG50-10, 11-42T, 10-Speed
Chain	KMC e.10 Sport, e-bike optimized
Crankset	Forged Alloy minimal Q-factor, 36T
Bottom Bracket	N/A

### WHEELS

Rims	Giant GX03V
Hubs	Giant eTracker Sport, [F] 15mm Thru-Axle [R] 9mm QR, e-bike optimized
Spokes	Stainless steel
Tires	Maxxis Rekon 29x2.4" Wire Bead 60TPI
Extras	Giant EnergyPak 4A charger

Features	<ul style="list-style-type: none"> <li>Giant SyncDrive Core, 50Nm motor</li> <li>EnergyPak500</li> <li>SR Suntour XCR 32 Boost Coil LOR 100mm</li> <li>Shimano Deore 10sp drivetrain</li> <li>Shimano hydraulic disc brakes</li> </ul>
----------	--

The specifications, colors, and availability of the products can be subjects to alter without prior notification.





## SPECS

HYBRID CYCLING TECHNOLOGY	
Motor	Giant SyncDrive Core
Controls	Giant RideControl One remote ANT+
Display	Giant RideControl Plus ANT+ (optional)
Battery	Giant EnergyPak 500, 36V 13.8Ah Rechargeable Lithium-Ion
FRAME	
Frame Sizes	S, M, L, XL, XXL
Frame	ALUXX aluminum, Overdrive 1½ - 1⅝" head tube, integrated KS18 kickstand mount
Fork	SR Suntour XCM ATB Coil 29" 100mm travel, Tapered 1½ - 1⅝" steerer
Shock	N/A
COMPONENTS	
Handlebar	Giant Connect TR Riser 31.8x690~750mm
Stem	Giant Contact
Seatpost	Giant 30.9mm, 2-bolt Micro Adjustable, Forged Aluminium
Saddle	Giant Sport
Pedal	Aluminum Platform
DRIVETRAIN	
Shifters	Shimano M2010 9-Speed
Front Derailleur	-
Rear Derailleur	Shimano Alivio M3100, 9-Speed
Brakes	Tektro HD-M275, hydraulic disc, 160/180mm
Brake Levers	Tektro HD-M275
Cassette	Shimano CS-HG200, 11-36T
Chain	KMC e.9 Sport, e-bike optimized
Crankset	Forged Alloy minimal Q-factor, 36T
Bottom Bracket	N/A

WHEELS	
Rims	Giant GX03V
Hubs	Giant eTracker Sport, [F] 9mm QR [R] 135mm QR
Spokes	Stainless steel
Tires	Maxxis Rekon 29x2.4" Wire Bead 60TPI
Extras	Giant EnergyPak 4A charger
Lights	
Kickstand	
Lock	
Carrier	
Features	• Giant SyncDrive Core, 50Nm motor • EnergyPak 500 • SR Suntour XCM ATB 100mm suspension fork • Shimano 9sp drivetrain • Hydraulic disc brakes

The specifications, colors, and availability of the products can be subjects to alter without prior notification.



## SPECS

HYBRID CYCLING TECHNOLOGY	
Motor	Giant SyncDrive Core
Controls	Giant RideControl One remote ANT+
Display	Giant RideControl Plus ANT+ (optional)
Battery	Giant EnergyPak 400, 36V 13.8Ah Rechargeable Lithium-Ion
FRAME	
Frame Sizes	S, M, L, XL, XXL
Frame	ALUXX aluminum, Overdrive 1½ - 1⅝" head tube, integrated KS18 kickstand mount
Fork	SR Suntour XCM ATB Coil 29" 100mm travel, Tapered 1½ - 1⅝" steerer
Shock	N/A
COMPONENTS	
Handlebar	Giant Connect TR Riser 31.8x690~750mm
Stem	Giant Contact
Seatpost	Giant 30.9mm, 2-bolt Micro Adjustable, Forged Aluminium
Saddle	Giant Sport
Pedal	Aluminum Platform
DRIVETRAIN	
Shifters	Shimano M2010 9-Speed
Front Derailleur	-
Rear Derailleur	Shimano Alivio M3100, 9-Speed
Brakes	Tektro HD-M275, hydraulic disc, 160/180mm
Brake Levers	Tektro HD-M275
Cassette	Shimano CS-HG200, 11-36T
Chain	KMC e.9 Sport, e-bike optimized
Crankset	Forged Alloy minimal Q-factor, 36T
Bottom Bracket	N/A

WHEELS	
Rims	Giant GX03V
Hubs	Giant eTracker Sport, [F] 9mm QR [R] 135mm QR
Spokes	Stainless steel
Tires	Maxxis Rekon 29x2.4" Wire Bead 60TPI
Extras	Giant EnergyPak 4A charger
Features	• Giant SyncDrive Core, 50Nm motor • EnergyPak 400 • SR Suntour XCM ATB 100mm suspension fork • Shimano 9sp drivetrain • Hydraulic disc brakes

The specifications, colors, and availability of the products can be subjects to alter without prior notification.



## SPECS

### HYBRID CYCLING TECHNOLOGY

Motor	Giant SyncDrive Pro
Controls	Giant RideControl remote
Display	Optional: - Giant RideControl Plus (optional by gear program) - Giant RideControl Plus XL (optional by gear program) - Giant RideControl EVO (optional by gear program)
Battery	Giant EnergyPak 500, 36V Integrated Lithium-Ion

### FRAME

Frame Sizes	S, M, ML, L, XL
Frame Colors	1color
Frame	ALUXX SL aluminum
Fork	Advanced-grade composite, 12x100 thru-axle
Shock	N/A

### COMPONENTS

Handlebar	Giant Contact XR D-Fuse, 31.85° back sweep, flared drop
Stem	Giant Contact
Seatpost	Giant D-Fuse SL, composite
Saddle	Giant Contact SL, Neutral
Pedal	Aluminum Platform

### DRIVETRAIN

Shifters	Shimano GRX Di2 ST-RX815-R/L 1x11speed
Front Derailleur	-
Rear Derailleur	Shimano GRX Di2 RD-RX817
Brakes	Shimano BR-RX810 180mm hydraulic disc
Brake Levers	Shimano ST-RX815 hydraulic disc
Cassette	Shimano CS-M5100-11, 11-42, 11-Speed
Chain	KMC e.11 Turbo, EcoProteq
Crankset	Shimano FC-EM600 crankarm Shimano SM-CRE80-R, 47T chainring
Bottom Bracket	N/A

### WHEELS

Rims	Giant eX 2, Tubeless Ready, 700c aluminium
Hubs	Giant Performance Tracker Road, Sealed Bearing
Spokes	Sapim E-Lite [r] Race [f]
Tires	Maxxis Receptor, EXO, Skinwall, 700x40c (622x40), Tubeless, w/o Reflex
Extras	Giant EnergyPak 6A smart charger

The specifications, colors, and availability of the products can be subjects to alter without prior notification.



## SPECS

HYBRID CYCLING TECHNOLOGY	
Motor	Giant SyncDrive Pro
Controls	Giant RideControl One remote
Display	Giant RideControl EVO
Battery	Giant EnergyPak Smart 625, 36V 13.8Ah integrated Lithium-Ion
FRAME	
Frame Sizes	S, M, L, XL
Frame	ALUXX SL aluminum, Overdrive 1½ - 1⅝" head tube, integrated KS18 kickstand mount
Fork	RST Pulse 29-15 AIR, 60mm, tapered steerer, lockout, 15x100 thru-axle
Shock	N/A
COMPONENTS	
Handlebar	Giant Connect XC Riser 31.8x690mm
Grip	Giant Contact Ergo Max Cork Composite
Stem	Giant Contact
Seatpost	Giant 30.9mm, 2-bolt Micro Adjustable, Forged Aluminium
Saddle	Selle Royal Vivo Ergo Moderate Unisex
Pedal	Aluminum Platform
DRIVETRAIN	
Shifters	Shimano XT
Front Derailleur	Shimano XT
Rear Derailleur	Shimano XT, 12-Speed, Shadow+
Brakes	Shimano XT BR-M8100, hydraulic disc, 180mm
Brake Levers	Shimano XT BL-M8100, 1-spec EV
Cassette	Shimano CS-M7100, 10-45T, 12-Speed
Chain	KMC e.12 Turbo, EcoProteg, e-bike optimized
Crankset	Forged Alloy minimal Q-factor, 36/48T
Bottom Bracket	N/A

WHEELS	
Rims	Giant eX 2, Tubeless Ready, 700c aluminium
Hubs	Giant eTracker, sealed cartridge bearings [F] 15mm Thru-Axle [R] 142x12 Thru-axle, e-bike optimized
Spokes	Sapim E-Lite [r] Race [f], e-bike optimized
Tires	Giant Crosscut Gravel 2, 700x45c (622x45), Tubeless Ready, Reflex
Extras	Giant EnergyPak Smart 6A charger Giant EnergyPak Plus range extender compatible
ACCESSORIES	
Lights	Supernova E3 Axa BlueLine Steady E6 rear
Kickstand	Giant Direct Mount KSA18 Trekking Kickstand
Lock	-
Carrier	MIK rack. System bag & basket compatible

The specifications, colors, and availability of the products can be subjects to alter without prior notification.



## SPECS

HYBRID CYCLING TECHNOLOGY	
Motor	Giant SyncDrive Pro
Controls	Giant RideControl One remote
Display	Giant RideControl EVO
Battery	Giant EnergyPak Smart 625, 36V 13.8Ah integrated Lithium-Ion
FRAME	
Frame Sizes	S, M, L
Frame	ALUXX SL aluminum, Overdrive 1½ - 1⅝" head tube, integrated KS18 kickstand mount
Fork	RST Pulse 29-15 AIR, 60mm, tapered steerer, lockout, 15x100 thru-axle
Shock	N/A
COMPONENTS	
Handlebar	Giant Connect XC Riser 31.8x690mm
Grip	Giant Contact Ergo Max Cork Composite
Stem	Giant Contact
Seatpost	Giant 30.9mm, 2-bolt Micro Adjustable, Forged Aluminium
Saddle	Selle Royal Vivo Ergo Moderate Unisex
Pedal	Aluminum Platform
DRIVETRAIN	
Shifters	Shimano XT
Front Derailleur	Shimano XT
Rear Derailleur	Shimano XT, 12-Speed, Shadow+
Brakes	Shimano XT BR-M8100, hydraulic disc, 180mm
Brake Levers	Shimano XT BL-M8100, I-spec EV
Cassette	Shimano CS-M7100, 10-45T, 12-Speed
Chain	KMC e.12 Turbo, EcoProteq, e-bike optimized
Crankset	Forged Alloy minimal Q-factor, 36/48T
Bottom Bracket	N/A

WHEELS	
Rims	Giant eX 2, Tubeless Ready, 700c aluminium
Hubs	Giant eTracker, sealed cartridge bearings [F] 15mm Thru-Axle [R] 142x12 Thru-axle, e-bike optimized
Spokes	Sapim E-Lite [r] Race [f], e-bike optimized
Tires	Giant Crosscut Gravel 2, 700x45c (622x45), Tubeless Ready, Reflex
Extras	Giant EnergyPak Smart 6A charger Giant EnergyPak Plus range extender compatible
ACCESSORIES	
Lights	Supernova E3 Axa BlueLine Steady E6 rear
Kickstand	Giant Direct Mount KSA18 Trekking Kickstand
Lock	-
Carrier	MIK rack. System bag & basket compatible

The specifications, colors, and availability of the products can be subjects to alter without prior notification.



## SPECS

HYBRID CYCLING TECHNOLOGY	
Motor	Giant SyncDrive Pro
Controls	Giant RideControl One remote
Display	Giant RideControl EVO
Battery	Giant EnergyPak Smart 625, 36V 13.8Ah integrated Lithium-Ion
FRAME	
Frame Sizes	S, M, L, XL
Frame	ALUXX SL aluminum, Overdrive 1½ - 1⅝" head tube, integrated KS18 kickstand mount
Fork	SR Suntour MOBIE E455 LO AIR, 63mm, 15AH
Shock	N/A
COMPONENTS	
Handlebar	Giant Connect XC Riser 31.8x690mm
Grip	Giant Contact Ergo Max Composite
Stem	Giant Contact
Seatpost	Giant 30.9mm, 2-bolt Micro Adjustable, Forged Aluminium
Saddle	Selle Royal Vivo Ergo Moderate Unisex
Pedal	Aluminum Platform
DRIVETRAIN	
Shifters	Shimano Deore
Front Derailleur	Shimano Deore
Rear Derailleur	Shimano Deore, 11-Speed, Shadow+
Brakes	Shimano BR-MT410, hydraulic disc, 180mm
Brake Levers	Shimano BL-M4100, I-spec EV
Cassette	Shimano CS-M5100, 11-42T, 11-Speed
Chain	KMC e.11 Sport, e-bike optimized
Crankset	Forged Alloy minimal Q-factor, 36/48T
Bottom Bracket	N/A

WHEELS	
Rims	Giant eX 2, Tubeless Ready, 700c aluminium
Hubs	Giant eTracker, sealed cartridge bearings [F] 15mm Thru-Axle [R] 142x12 Thru-axle
Spokes	Sapim E-Lite [r] Race [f], e-bike optimized
Tires	Giant Crosscut Gravel 2, 700x45c (622x45), Tubeless Ready, Reflex
Extras	Giant EnergyPak Smart 6A charger Giant EnergyPak Plus range extender compatible
ACCESSORIES	
Lights	Axa BlueLine 50Lux Steady E6 front Axa BlueLine Steady E6 rear
Kickstand	Giant Direct Mount KSA18 Trekking Kickstand
Lock	-
Carrier	MIK rack. System bag & basket compatible

The specifications, colors, and availability of the products can be subjects to alter without prior notification.



## SPECS

HYBRID CYCLING TECHNOLOGY	
Motor	Giant SyncDrive Pro
Controls	Giant RideControl One remote
Display	Giant RideControl EVO
Battery	Giant EnergyPak Smart 625, 36V 13.8Ah integrated Lithium-Ion
FRAME	
Frame Sizes	S, M, L, XL
Frame	ALUXX SL aluminum, Overdrive 1½ - 1⅝" head tube, integrated KS18 kickstand mount
Fork	SR Suntour NCX D AIR LO 63mm travel 15AH
Shock	N/A
COMPONENTS	
Handlebar	Giant Connect XC Riser 31.8x690mm
Grip	Giant Contact Ergo Max Composite
Stem	Giant Contact
Seatpost	Giant 30.9mm, 2-bolt Micro Adjustable, Forged Aluminium
Saddle	Selle Royal Vivo Ergo Moderate Unisex
Pedal	Aluminum Platform
DRIVETRAIN	
Shifters	Shimano Deore
Front Derailleur	Shimano Deore
Rear Derailleur	Shimano Deore, 11-Speed, Shadow+
Brakes	Shimano BR-MT410, hydraulic disc, 180mm
Brake Levers	Shimano BL-M4100, I-spec EV)
Cassette	Shimano CS-M5100, 11-42T, 11-Speed
Chain	KMC e.11 Sport, e-bike optimized
Crankset	Forged Alloy minimal Q-factor, 36/48T
Bottom Bracket	N/A

WHEELS	
Rims	Giant eX 2, Tubeless Ready, 700c aluminium
Hubs	Giant eTracker, sealed cartridge bearings [F] 15mm Thru-Axle [R] 142x12 Thru-axle
Spokes	Sapim E-Lite [r] Race [f], e-bike optimized
Tires	Giant Crosscut Gravel 2, 700x45c (622x45), Tubeless Ready, Reflex
Extras	Giant EnergyPak Smart 6A charger Giant EnergyPak Plus range extender compatible
ACCESSORIES	
Lights	Axa BlueLine 50Lux Steady E6 front Axa BlueLine Steady E6 rear
Kickstand	Giant Direct Mount KSA18 Trekking Kickstand
Lock	-
Carrier	MIK rack. System bag & basket compatible

The specifications, colors, and availability of the products can be subjects to alter without prior notification.



## SPECS

HYBRID CYCLING TECHNOLOGY	
Motor	Giant SyncDrive Pro
Controls	Giant RideControl One remote
Display	Giant RideControl EVO
Battery	Giant EnergyPak Smart 625, 36V 13.8Ah integrated Lithium-Ion
FRAME	
Frame Sizes	S, M, L
Frame	ALUXX SL aluminum, Overdrive 1½ - 1⅝" head tube, integrated KS18 kickstand mount
Fork	SR Suntour NCX D AIR LO 63mm travel 15AH
Shock	N/A
COMPONENTS	
Handlebar	Giant Connect XC Riser 31.8x690mm
Grip	Giant Contact Ergo Max Composite
Stem	Giant Contact
Seatpost	Giant 30.9mm, 2-bolt Micro Adjustable, Forged Aluminium
Saddle	Selle Royal Vivo Ergo Moderate Unisex
Pedal	Aluminum Platform
DRIVETRAIN	
Shifters	Shimano Deore
Front Derailleur	Shimano Deore
Rear Derailleur	Shimano Deore, 11-Speed, Shadow+
Brakes	Shimano BR-MT410, hydraulic disc, 180mm
Brake Levers	Shimano BL-M4100, I-spec EV)
Cassette	Shimano CS-M5100, 11-42T, 11-Speed
Chain	KMC e.11 Sport, e-bike optimized
Crankset	Forged Alloy minimal Q-factor, 36/48T
Bottom Bracket	N/A

WHEELS	
Rims	Giant eX 2, Tubeless Ready, 700c aluminium
Hubs	Giant eTracker, sealed cartridge bearings [F] 15mm Thru-Axle [R] 142x12 Thru-axle
Spokes	Sapim E-Lite [r] Race [f], e-bike optimized
Tires	Giant Crosscut Gravel 2, 700x45c (622x45), Tubeless Ready, Reflex
Extras	Giant EnergyPak Smart 6A charger Giant EnergyPak Plus range extender compatible
ACCESSORIES	
Lights	Axa BlueLine 50Lux Steady E6 front Axa BlueLine Steady E6 rear
Kickstand	Giant Direct Mount KSA18 Trekking Kickstand
Lock	-
Carrier	MIK rack. System bag & basket compatible

The specifications, colors, and availability of the products can be subjects to alter without prior notification.



# EXPLORE E+ 1 GTS



## SPECS

HYBRID CYCLING TECHNOLOGY	
Motor	Giant SyncDrive Sport
Controls	Giant RideControl Sport remote
Display	Giant RideControl EVO
Battery	Giant EnergyPak Smart 500, 36V 13.8Ah integrated Lithium-Ion
FRAME	
Frame Sizes	S, M, L, XL, XXL
Frame	ALUXX SL aluminum, Overdrive 1½ - 1⅝" head tube, integrated KS18 kickstand mount
Fork	SR Suntour NEX E25 NLO 63mm travel 15AH
Shock	N/A
COMPONENTS	
Handlebar	Giant Connect XC Riser 31.8x690mm
Grip	Giant Contact Ergo Max Composite
Stem	Giant Contact
Seatpost	Giant 30.9mm, 2-bolt Micro Adjustable, Forged Aluminium
Saddle	Selle Royal Vivo Ergo Moderate
Pedal	Aluminum Platform
DRIVETRAIN	
Shifters	Shimano Deore
Front Derailleur	Shimano Deore
Rear Derailleur	Shimano Deore, 10-Speed, Shadow+
Brakes	Shimano BR-MT200, hydraulic disc, 180mm
Brake Levers	Shimano BL-MT200
Cassette	Shimano CS-M4100, 11-42T, 10-Speed
Chain	KMC e.10 Sport, e-bike optimized
Crankset	Forged Alloy minimal Q-factor, 36/48T
Bottom Bracket	N/A

WHEELS	
Rims	Giant eX 2, Tubeless Ready, 700c aluminium
Hubs	Giant eTracker, [F] 15mm Axle [R] 135mm QR
Spokes	Stainless steel
Tires	Giant Crosscut Gravel 2, 700x45c (622x45), Tubeless Ready, Reflex
Extras	Giant EnergyPak Smart 6A charger Giant EnergyPak Plus range extender compatible
ACCESSORIES	
Lights	Axa BlueLine 50Lux Steady E6 front Axa BlueLine Steady E6 rear
Kickstand	Giant Direct Mount KSA18 Trekking Kickstand
Lock	-
Carrier	MIK rack. System bag & basket compatible

The specifications, colors, and availability of the products can be subjects to alter without prior notification.



## SPECS

HYBRID CYCLING TECHNOLOGY	
Motor	Giant SyncDrive Sport
Controls	Giant RideControl Sport remote
Display	Giant RideControl EVO
Battery	Giant EnergyPak Smart 500, 36V 13.8Ah integrated Lithium-Ion
FRAME	
Frame Sizes	S, M, L, XL
Frame	ALUXX SL aluminum, Overdrive 1½ - 1⅝" head tube, integrated KS18 kickstand mount
Fork	SR Suntour NEX E25 NLO 63mm travel 15AH
Shock	N/A
COMPONENTS	
Handlebar	Giant Connect XC Riser 31.8x690mm
Grip	Giant Contact Ergo Max Composite
Stem	Giant Contact
Seatpost	Giant 30.9mm, 2-bolt Micro Adjustable, Forged Aluminium
Saddle	Selle Royal Vivo Ergo Moderate
Pedal	Aluminum Platform
DRIVETRAIN	
Shifters	Shimano Deore
Front Derailleur	Shimano Deore
Rear Derailleur	Shimano Deore, 10-Speed, Shadow+
Brakes	Shimano BR-MT200, hydraulic disc, 180mm
Brake Levers	Shimano BL-MT200
Cassette	Shimano CS-M4100, 11-42T, 10-Speed
Chain	KMC e.10 Sport, e-bike optimized
Crankset	Forged Alloy minimal Q-factor, 36/48T
Bottom Bracket	N/A

WHEELS	
Rims	Giant eX 2, Tubeless Ready, 700c aluminium
Hubs	Giant eTracker, [F] 15mm Axle [R] 135mm QR
Spokes	Stainless steel
Tires	Giant Crosscut Gravel 2, 700x45c (622x45), Tubeless Ready, Reflex
Extras	Giant EnergyPak Smart 6A charger Giant EnergyPak Plus range extender compatible
ACCESSORIES	
Lights	Axa BlueLine 50Lux Steady E6 front Axa BlueLine Steady E6 rear
Kickstand	Giant Direct Mount KSA18 Trekking Kickstand
Lock	-
Carrier	MIK rack. System bag & basket compatible

The specifications, colors, and availability of the products can be subjects to alter without prior notification.



## SPECS

HYBRID CYCLING TECHNOLOGY	
Motor	Giant SyncDrive Sport
Controls	Giant RideControl City Remote
Display	Giant RideControl EVO
Battery	Giant EnergyPak Smart 500, 36V 13.8Ah integrated Lithium-Ion
FRAME	
Frame Sizes	S, M, L, XL, XXL
Frame	ALUXX SL aluminum, Overdrive 1½ - 1⅝" head tube, integrated KS18 kickstand mount
Fork	SR Suntour NEX E25 DS 63mm travel
Shock	N/A
COMPONENTS	
Handlebar	Giant Connect XC Riser 31.8x690mm
Grip	Giant Contact Ergo Max Composite
Stem	Giant Contact
Seatpost	Giant 30.9mm, 2-bolt Micro Adjustable, Forged Aluminium
Saddle	Selle Royal Vivo Ergo Moderate
Pedal	Aluminum Platform
DRIVETRAIN	
Shifters	Shimano SL-M2000
Front Derailleur	-
Rear Derailleur	Shimano Alivio M3100, 9-Speed
Brakes	Shimano BR-MT200, hydraulic disc, 180mm
Brake Levers	Shimano BL-MT200
Cassette	Shimano CS-HG200, 11-36T, 9-Speed
Chain	KMC e.9 Sport, e-bike optimized
Crankset	Forged Alloy minimal Q-factor, 42T
Bottom Bracket	N/A

WHEELS	
Rims	Giant eX 2, Tubeless Ready, 700c aluminium
Hubs	Giant eTracker, [F] 100x9mm QR [R] 135mm QR
Spokes	Stainless steel
Tires	Giant Crosscut Gravel 2, 700x45c (622x45), Tubeless Ready, Reflex
Extras	Giant EnergyPak Smart 6A charger Giant EnergyPak Plus range extender compatible
ACCESSORIES	
Lights	Axa BlueLine 30Lux Steady E6 front Axa BlueLine Steady E6 rear
Kickstand	Giant Direct Mount KSA18 Trekking Kickstand
Lock	-
Carrier	MIK rack. System bag & basket compatible

The specifications, colors, and availability of the products can be subjects to alter without prior notification.



## SPECS

HYBRID CYCLING TECHNOLOGY	
Motor	Giant SyncDrive Sport
Controls	Giant RideControl City Remote
Display	Giant RideControl EVO
Battery	Giant EnergyPak Smart 500, 36V 13.8Ah integrated Lithium-Ion
FRAME	
Frame Sizes	S, M, L, XL
Frame	ALUXX SL aluminum, Overdrive 1½ - 1⅝" head tube, integrated KS18 kickstand mount
Fork	SR Suntour NEX E25 DS 63mm travel
Shock	N/A
COMPONENTS	
Handlebar	Giant Connect XC Riser 31.8x690mm
Grip	Giant Contact Ergo Max Composite
Stem	Giant Contact
Seatpost	Giant 30.9mm, 2-bolt Micro Adjustable, Forged Aluminium
Saddle	Selle Royal Vivo Ergo Moderate
Pedal	Aluminum Platform
DRIVETRAIN	
Shifters	Shimano SL-M2000
Front Derailleur	-
Rear Derailleur	Shimano Alivio M3100, 9-Speed
Brakes	Shimano BR-MT200, hydraulic disc, 180mm
Brake Levers	Shimano BL-MT200
Cassette	Shimano CS-HG200, 11-36T, 9-Speed
Chain	KMC e.9 Sport, e-bike optimized
Crankset	Forged Alloy minimal Q-factor, 42T
Bottom Bracket	N/A

WHEELS	
Rims	Giant eX 2, Tubeless Ready, 700c aluminium
Hubs	Giant eTracker, [F] 100x9mm QR [R] 135mm QR
Spokes	Stainless steel
Tires	Giant Crosscut Gravel 2, 700x45c (622x45), Tubeless Ready, Reflex
Extras	Giant EnergyPak Smart 6A charger Giant EnergyPak Plus range extender compatible
ACCESSORIES	
Lights	Axa BlueLine 30Lux Steady E6 front Axa BlueLine Steady E6 rear
Kickstand	Giant Direct Mount KSA18 Trekking Kickstand
Lock	-
Carrier	MIK rack. System bag & basket compatible

The specifications, colors, and availability of the products can be subjects to alter without prior notification.



## SPECS

HYBRID CYCLING TECHNOLOGY	
Motor	Giant SyncDrive Core
Controls	Giant RideControl City Remote
Display	Giant RideControl EVO
Battery	Giant EnergyPak 500, 36V 11.3Ah Rechargeable Lithium-Ion
FRAME	
Frame Sizes	S, M, L, XL
Frame	ALUXX SL aluminum, Overdrive 1½ - 1⅝" head tube, integrated KS18 kickstand mount
Fork	SR Suntour NEX E25 DS 63mm travel
Shock	N/A
COMPONENTS	
Handlebar	Giant Connect XC Riser 31.8x690mm
Grip	Giant Contact Ergo
Stem	Giant Contact
Seatpost	Giant 30.9mm, 2-bolt Micro Adjustable, Forged Aluminium
Saddle	Selle Royal Vivo Ergo Moderate
Pedal	Aluminum Platform
DRIVETRAIN	
Shifters	Shimano SL-M2000
Front Derailleur	-
Rear Derailleur	Shimano Alivio M3100, 9-Speed
Brakes	Tektro HD-M275, hydraulic disc, 160/180mm
Brake Levers	Tektro HD-M275
Cassette	Shimano CS-HG200, 11-36T, 9-Speed
Chain	KMC e.9 Sport, e-bike optimized
Crankset	Forged Alloy minimal Q-factor, 42T
Bottom Bracket	N/A

WHEELS	
Rims	Giant eX 2, Tubeless Ready, 700c aluminium
Hubs	Giant eTracker, [F] 100x9mm QR [R] 135mm QR
Spokes	Stainless steel
Tires	Giant Crosscut Gravel 2, 700x45c (622x45), Tubeless Ready, Reflex
Extras	Giant EnergyPak 4A fast charger MIK system carrier top-deck
ACCESSORIES	
Lights	Axa BlueLine 30Lux Steady E6 front Axa BlueLine Steady E6 rear
Kickstand	Giant Direct Mount KSA18 Trekking Kickstand
Lock	-
Carrier	MIK rack. System bag & basket compatible

The specifications, colors, and availability of the products can be subjects to alter without prior notification.



## SPECS

HYBRID CYCLING TECHNOLOGY	
Motor	Giant SyncDrive Core
Controls	Giant RideControl City Remote
Display	Giant RideControl EVO
Battery	Giant EnergyPak 500, 36V 11.3Ah Rechargeable Lithium-Ion
FRAME	
Frame Sizes	S, M, L
Frame	ALUXX SL aluminum, Overdrive 1½ - 1⅝" head tube, integrated KS18 kickstand mount
Fork	SR Suntour NEX E25 DS 63mm travel
Shock	N/A
COMPONENTS	
Handlebar	Giant Connect XC Riser 31.8x690mm
Grip	Giant Contact Ergo
Stem	Giant Contact
Seatpost	Giant 30.9mm, 2-bolt Micro Adjustable, Forged Aluminium
Saddle	Selle Royal Vivo Ergo Moderate
Pedal	Aluminum Platform
DRIVETRAIN	
Shifters	Shimano SL-M2000
Front Derailleur	-
Rear Derailleur	Shimano Alivio M3100, 9-Speed
Brakes	Tektro HD-M275, hydraulic disc, 160/180mm
Brake Levers	Tektro HD-M275
Cassette	Shimano CS-HG200, 11-36T, 9-Speed
Chain	KMC e.9 Sport, e-bike optimized
Crankset	Forged Alloy minimal Q-factor, 42T
Bottom Bracket	N/A

WHEELS	
Rims	Giant eX 2, Tubeless Ready, 700c aluminium
Hubs	Giant eTracker, [F] 100x9mm QR [R] 135mm QR
Spokes	Stainless steel
Tires	Giant Crosscut Gravel 2, 700x45c (622x45), Tubeless Ready, Reflex
Extras	Giant EnergyPak 4A fast charger MIK system carrier top-deck
ACCESSORIES	
Lights	Axa BlueLine 30Lux Steady E6 front Axa BlueLine Steady E6 rear
Kickstand	Giant Direct Mount KSA18 Trekking Kickstand
Lock	-
Carrier	MIK rack. System bag & basket compatible

The specifications, colors, and availability of the products can be subjects to alter without prior notification.



## SPECIFIKACIJE

HIBRIDNA GONILNA TEHNOLOGIJA	
MOTOR	Giant SyncDrive Sport
PRIKAZOVALNIK	Giant RideControl EVO
BATERIJA	Giant EnergyPak Smart 625Wh
OKVIR	
VELIKOSTI	S, M, L, XL
BARVE	Space Grey
OKVIR	ALUXX SL aluminum
VILICE	SR Suntour NEX E25, lockout, 63mm, 15AQ
AMORTIZER	N/A
KOMPONENTE	
KRMILO	Giant Contour GT, cable integrated, 30° back sweep 31.8mm
OPORA KRMILA	Giant Contour, EVO display integrated, adjustable
OPORA SEDEŽA	Giant 30.9mm, 2-bolt Micro Adjustable, Forged Aluminium
SEDEŽ	Selle Royal Essenza gel
PEDALA	VP191 light weight aluminum
POGON	
PRESTAVNE ROČICE	Shimano Deore
PREDNJI MENJALNIK	-
ZADNJI MENJALNIK	Shimano Deore, 10-Speed, Shadow+
ZAVORE	Shimano BR-MT201, hydraulic disc, 180mm
ZAVORNE ROČICE	Shimano BL-MT201
VERIŽNIK	Shimano HG50-10 11-42T 10-Speed
VERIGA	KMC e.10 Sport e-bike optimized
GONILKE Z VERIŽNIKI	Giant aluminum, 38T
BOTTOM BRACKET	N/A
OBROČNIKI	
OBROČI	Giant eX-2, Tubeless Ready
PESTA	Giant Tracker Sport [F] 15x100mm Boost [R] 135mm QR
NAPERE	Sapim Race [F], Sapim Strong [R]
PLAŠČI	Schwalbe Energizer Plus, 622x50mm, Green Guard
DODATKI	Giant EnergyPak 6A Smart charger
DODATNA OPREMA	
SVETILA	B&M Avy 40Lux e-Bike front LED B&M 2C rear LED
PRTLJAŽNIK	MIK rack. System bag & basket compatible

## ZNAČILNOSTI

- Okvir: ALUXX SL aluminum
- Vilice: SR Suntour NEX E25, lockout, 63mm, 15AQ
- Prestavne ročice: Shimano Deore
- Gonilke z verižniki: Giant aluminum, 38T
- Barve: Space Grey

## GEOMETRIJA

OKVIR	S	M	L	XL
Kot sedežne cevi	72,5°	72,0°	72,0°	72,0°
Top Tube Length (mm)	580	590	610	630
Višina glave okvirja (mm)	145	160	170	185
Krmlini kot	69,5°	69,5°	69,5°	69,5°
Medosna razdalja (mm)	1107	1112	1132	1153
Dolžina cevi ob verigi (mm)	470	470	470	470
Oddaljenost zgornje cevi od gonilne osi (mm)	620	634	643	657
Doseg (mm)	384	384	401	416
Višina zgornje cevi (mm)	743	776	818	855
Dolžina gonilke (mm)	170	170	170	170

Vse navedene specifikacije se lahko spremenijo brez obvestila.



## SPECIFIKACIJE

HIBRIDNA GONILNA TEHNOLOGIJA	
MOTOR	Giant SyncDrive Sport
PRIKAZOVALNIK	Giant RideControl EVO
BATERIJA	Giant EnergyPak Smart 625Wh
OKVIR	
VELIKOSTI	XS, S, M, L
BARVE	Space Grey
OKVIR	ALUXX SL aluminum
VILICE	SR Suntour NEX E25, lockout, 63mm, 15AQ
AMORTIZER	N/A
KOMPONENTE	
KRMILO	Giant Contour GT, cable integrated, 30° back sweep 31.8mm
OPORA KRMILA	Giant Contour, EVO display integrated, adjustable
OPORA SEDEŽA	Giant 30.9mm, 2-bolt Micro Adjustable, Forged Aluminium
SEDEŽ	Selle Royal Essenza gel
PEDALA	VP191 light weight aluminum
POGON	
PRESTAVNE ROČICE	Shimano Deore
PREDNJI MENJALNIK	-
ZADNJI MENJALNIK	Shimano Deore, 10-Speed, Shadow+
ZAVORE	Shimano BR-MT201, hydraulic disc, 180mm
ZAVORNE ROČICE	Shimano BL-MT201
VERIŽNIK	Shimano HG50-10 11-42T 10-Speed
VERIGA	KMC e.10 Sport e-bike optimized
GONILKE Z VERIŽNIKI	Giant aluminum, 38T
BOTTOM BRACKET	N/A
OBROČNIKI	
OBROČI	Giant eX-2, Tubeless Ready
PESTA	Giant Tracker Sport [F] 15x100mm Boost [R] 135mm QR
NAPERE	Sapim Race [F], Sapim Strong [R]
PLAŠČI	Schwalbe Energizer Plus, 622x50mm, Green Guard
DODATKI	Giant EnergyPak 6A Smart charger
DODATNA OPREMA	
SVETILA	B&M Avy 40Lux e-Bike front LED B&M 2C rear LED
PRTLJAŽNIK	MIK rack. System bag & basket compatible

## ZNAČILNOSTI

- Okvir: ALUXX SL aluminum
- Vilice: SR Suntour NEX E25, lockout, 63mm, 15AQ
- Prestavne ročice: Shimano Deore
- Gonilke z verižniki: Giant aluminum, 38T
- Barve: Space Grey

## GEOMETRIJA

OKVIR	XS	S	M	L
Kot sedežne cevi	72,5°	72,5°	72,0°	72,0°
Top Tube Length (mm)	570	580	595	610
Višina glave okvirja (mm)	160	160	170	185
Krmlini kot	69,5°	69,5°	69,5°	69,5°
Medosna razdalja (mm)	1098	1108	1117	1133
Dolžina cevi ob verigi (mm)	470	470	470	470
Oddaljenost zgornje cevi od gonilne osi (mm)	634	634	643	657
Doseg (mm)	370	380	386	396
Višina zgornje cevi (mm)	415	407	400	395
Dolžina gonilke (mm)	170	170	170	170

Vse navedene specifikacije se lahko spremenijo brez obvestila.





## SPECIFIKACIJE

HIBRIDNA GONILNA TEHNOLOGIJA	
MOTOR	Giant SyncDrive Sport
PRIKAZOVALNIK	Giant RideControl EVO
BATERIJA	Giant EnergyPak 500Wh
OKVIR	
VELIKOSTI	XS, S, M, L
BARVE	Rosewood
OKVIR	ALUXX SL aluminum
VILICE	SR Suntour NEX E25, lockout, 63mm, 15AQ
AMORTIZER	N/A
KOMPONENTE	
KRMILO	Giant Contour GT, cable integrated, 30° back sweep 31.8mm
OPORA KRMILA	Giant Contour, EVO display integrated, adjustable
OPORA SEDEŽA	Giant 30.9mm, 2-bolt Micro Adjustable, Forged Aluminium
SEDEŽ	Selle Royal Essenza gel
PEDALA	VP191 light weight aluminum
POGON	
PRESTAVNE ROČICE	Shimano SL-M2000
PREDNJI MENJALNIK	-
ZADNJI MENJALNIK	Shimano Acera M3000, 9-Speed
ZAVORE	Tektro HD-M275, hydraulic disc, 160/180mm
ZAVORNE ROČICE	Tektro HD-M275
VERIŽNIK	Shimano CS-HG200, 11-36T, 9-Speed
VERIGA	KMC e.9 Sport, e-bike optimized
GONILKE Z VERIŽNIKI	Giant aluminum, 38T
BOTTOM BRACKET	N/A
OBROČNIKI	
OBROČI	Giant eX-2, Tubeless Ready
PESTA	Giant Tracker Sport [F] 15x100mm Boost [R] 135mm QR
NAPERE	Sapim Race [F], Sapim Strong [R]
PLAŠČI	Schwalbe Energizer Plus, 622x50mm, Green Guard
DODATKI	Giant EnergyPak 6A Smart charger
DODATNA OPREMA	
SVETILA	Axa Blueline 30Lux e-Bike front LED Axa Blueline rear LED
PRTLJAŽNIK	MIK rack. System bag & basket compatible

## ZNAČILNOSTI

- Okvir: ALUXX SL aluminum
- Vilice: SR Suntour NEX E25, lockout, 63mm, 15AQ
- Prestavne ročice: Shimano SL-M2000
- Gonilke z verižniki: Giant aluminum, 38T
- Barve: Rosewood

## GEOMETRIJA

OKVIR	XS	S	M	L
Kot sedežne cevi	72,5°	72,5°	72,0°	72,0°
Top Tube Length (mm)	570	580	595	610
Višina glave okvirja (mm)	160	160	170	185
Krmlini kot	69,5°	69,5°	69,5°	69,5°
Medosna razdalja (mm)	1098	1108	1117	1133
Dolžina cevi ob verigi (mm)	470	470	470	470
Oddaljenost zgornje cevi od gonilne osi (mm)	634	634	643	657
Doseg (mm)	370	380	386	396
Višina zgornje cevi (mm)	415	407	400	395
Dolžina gonilke (mm)	170	170	170	170

Vse navedene specifikacije se lahko spremenijo brez obvestila.



## SPECIFIKACIJE

### HIBRIDNA GONILNA TEHNOLOGIJA

MOTOR	Giant SyncDrive Core
PRIKAZOVALNIK	Giant RideControl EVO
BATERIJA	Giant EnergyPak Smart 625Wh

### OKVIR

VELIKOSTI	S, M, L, XL
BARVE	Metallic Navy
OKVIR	ALUXX SL aluminum
VILICE	SR Suntour NEX E25, lockout, 63mm, 15AQ
AMORTIZER	N/A

### KOMPONENTE

KRMILO	Giant Contour GT, cable integrated, 30° back sweep 31.8mm
OPORA KRMILA	Giant Contour, EVO display integrated, adjustable
OPORA SEDEŽA	Suspension 2-bolt micro-adjustable, 30,9x270mm
SEDEŽ	Selle Royal Look-In gel
PEDALA	VP191 light weight aluminum

### POGON

PRESTAVNE ROČICE	Shimano Nexus 8speed REVOSHIFT
PREDNJI MENJALNIK	-
ZADNJI MENJALNIK	-
ZAVORE	Shimano MT201 Hydraulic Disc
ZAVORNE ROČICE	Shimano MT201 Hydraulic Disc
VERIŽNIK	Gates CDXtm stainless steel 26T rear sprocket
VERIGA	Gates CDXtm Carbon Drive 120T CenterTrack belt
GONILKE Z VERIŽNIKI	Gates CDXtm CenterTrack 46T front sprocket
BOTTOM BRACKET	N/A

### OBROČNIKI

OBROČI	Giant eX 2, Tubeless Ready, 700c Aluminium
PESTA	Shimano HB-MT400 100x15mm thru-axle Disc [F] Shimano Nexus 8 Disc brake [R]
NAPERE	Sapim Race [F], Sapim Strong [R]
PLAŠČI	Schwalbe Marathon E Plus 622x50, Smart DualGuard Addix E
DODATKI	Giant EnergyPak 6A Smart charger

### DODATNA OPREMA

SVETILA	Giant Numen iD integrated day-time LED Axa Blueline 30 automatic front LED Axa Blueline rear LED
KLJUČAVNICA	Abus Pro Shield 5850 ART approved
PRTLJAŽNIK	MIK rack. System bag & basket compatible

## ZNAČILNOSTI

- Okvir: ALUXX SL aluminum
- Vilice: SR Suntour NEX E25, lockout, 63mm, 15AQ
- Prestavne ročice: Shimano Nexus 8speed REVOSHIFT
- Gonilke z verižniki: Gates CDXtm CenterTrack 46T front sprocket
- Barve: Metallic Navy

## GEOMETRIJA

OKVIR	S	M	L	XL
Kot sedežne cevi	72,5°	72,0°	72,0°	72,0°
Top Tube Length (mm)	580	590	610	630
Višina glave okvirja (mm)	145	160	170	185
Krmlini kot	69,5°	69,5°	69,5°	69,5°
Medosna razdalja (mm)	1107	1112	1132	1153
Dolžina cevi ob verigi (mm)	470	470	470	470
Oddaljenost zgornje cevi od gonilne osi (mm)	620	634	643	657
Doseg (mm)	384	384	401	416
Višina zgornje cevi (mm)	743	776	818	855
Dolžina gonilke (mm)	170	170	170	170

Vse navedene specifikacije se lahko spremenijo brez obvestila.



## SPECIFIKACIJE

### HIBRIDNA GONILNA TEHNOLOGIJA

MOTOR	Giant SyncDrive Core
PRIKAZOVALNIK	Giant RideControl EVO
BATERIJA	Giant EnergyPak Smart 625Wh

### OKVIR

VELIKOSTI	XS, S, M, L
BARVE	Metallic Navy
OKVIR	ALUXX SL aluminum
VILICE	SR Suntour NEX E25, lockout, 63mm, 15AQ
AMORTIZER	N/A

### KOMPONENTE

KRMILO	Giant Contour GT, cable integrated, 30° back sweep 31.8mm
OPORA KRMILA	Giant Contour, EVO display integrated, adjustable
OPORA SEDEŽA	Suspension 2-bolt micro-adjustable, 30,9x270mm
SEDEŽ	Selle Royal Look-In gel
PEDALA	VP191 light weight aluminum

### POGON

PRESTAVNE ROČICE	Shimano Nexus 8speed REVOSHIFT
PREDNJI MENJALNIK	-
ZADNJI MENJALNIK	-
ZAVORE	Shimano MT201 Hydraulic Disc
ZAVORNE ROČICE	Shimano MT201 Hydraulic Disc
VERIŽNIK	Gates CDXtm stainless steel 26T rear sprocket
VERIGA	Gates CDXtm Carbon Drive 120T CenterTrack belt
GONILKE Z VERIŽNIKI	Gates CDXtm CenterTrack 46T front sprocket
BOTTOM BRACKET	N/A

### OBROČNIKI

OBROČI	Giant eX 2, Tubeless Ready, 700c Aluminium
PESTA	Shimano HB-MT400 100x15mm thru-axle Disc [F] Shimano Nexus 8 Disc brake [R]
NAPERE	Sapim Race [F], Sapim Strong [R]
PLAŠČI	Schwalbe Marathon E Plus 622x50, Smart DualGuard Addix E
DODATKI	Giant EnergyPak 6A Smart charger

### DODATNA OPREMA

SVETILA	Giant Numen iD integrated day-time LED Axa Blueline 30 automatic front LED Axa Blueline rear LED
KLJUČAVNICA	Abus Pro Shield 5850 ART approved
PRTLJAŽNIK	MIK rack. System bag & basket compatible

## ZNAČILNOSTI

- Okvir: ALUXX SL aluminum
- Vilice: SR Suntour NEX E25, lockout, 63mm, 15AQ
- Prestavne ročice: Shimano Nexus 8speed REVOSHIFT
- Gonilke z verižniki: Gates CDXtm CenterTrack 46T front sprocket
- Barve: Metallic Navy

## GEOMETRIJA

OKVIR	XS	S	M	L
Kot sedežne cevi	72,5°	72,5°	72,0°	72,0°
Top Tube Length (mm)	570	580	595	610
Višina glave okvirja (mm)	160	160	170	185
Krmlini kot	69,5°	69,5°	69,5°	69,5°
Medosna razdalja (mm)	1098	1108	1117	1133
Dolžina cevi ob verigi (mm)	470	470	470	470
Oddaljenost zgornje cevi od gonilne osi (mm)	634	634	643	657
Doseg (mm)	370	380	386	396
Višina zgornje cevi (mm)	415	407	400	395
Dolžina gonilke (mm)	170	170	170	170

Vse navedene specifikacije se lahko spremenijo brez obvestila.



## SPECIFIKACIJE

### HIBRIDNA GONILNA TEHNOLOGIJA

**MOTOR** Giant SyncDrive Core

**PRIKAZOVALNIK** Giant RideControl EVO

**BATERIJA** Giant EnergyPak 500Wh

### OKVIR

**VELIKOSTI** S, M, L, XL

**BARVE** Black

**OKVIR** ALUXX SL Aluminium

**VILICE** SR Suntour NEX E25, lockout, 63mm, 15AQ

**AMORTIZER** N/A

### KOMPONENTE

**KRMILO** Giant Contour GT, cable integrated, 30° back sweep 31.8mm

**OPORA KRMILO** Giant Contour, EVO display integrated, adjustable

**OPORA SEDEŽA** Suspension 2-bolt micro-adjustable, 30,9x270mm

**SEDEŽ** Selle Royal Look-In gel

**PEDALA** VP191 light weight aluminum

### POGON

**PRESTAVNE ROČICE** Shimano Nexus 7speed REVOSHIFT

**PREDNJI MENJALNIK** -

**ZADNJI MENJALNIK** -

**ZAVORE** Shimano MT201 Hydraulic Disc

**ZAVORNE ROČICE** Shimano MT201 Hydraulic Disc

**VERIŽNIK** 18T

**VERIGA** KMC Z1e HX, e-bike optimized

**GONILKE Z VERIŽNIKI** Giant aluminum, 38T

**BOTTOM BRACKET** N/A

### OBROČNIKI

**OBROČI** Giant eX 2, Tubeless Ready, 700c Aluminium

**PESTA** Shimano HB-MT400 100x15mm thru-axle Disc [F] Shimano Nexus 7 Disc brake [R]

**NAPERE** Sapim Race [F], Sapim Strong [R]

**PLAŠČI** Schwalbe Marathon 622x50 Green Guard

**DODATKI** Giant EnergyPak 6A Smart charger

### DODATNA OPREMA

**SVETILA** Axa Blueline 30 front LED Axa Blueline rear LED

**KLJUČAVNICA** -

**PRTLJAŽNIK** MIK rack. System bag & basket compatible

## ZNAČILNOSTI

- Okvir: ALUXX SL Aluminium
- Vilice: SR Suntour NEX E25, lockout, 63mm, 15AQ
- Prestavne ročice: Shimano Nexus 7speed REVOSHIFT
- Gonilke z verižniki: Giant aluminum, 38T
- Barve: Black

## GEOMETRIJA

OKVIR	S	M	L	XL
Kot sedežne cevi	72,5°	72,0°	72,0°	72,0°
Top Tube Length (mm)	580	590	610	630
Višina glave okvirja (mm)	145	160	170	185
Krmlini kot	69,5°	69,5°	69,5°	69,5°
Medosna razdalja (mm)	1107	1112	1132	1153
Dolžina cevi ob verigi (mm)	470	470	470	470
Oddaljenost zgornje cevi od gonilne osi (mm)	620	634	643	657
Doseg (mm)	384	384	401	416
Višina zgornje cevi (mm)	743	776	818	855
Dolžina gonilke (mm)	170	170	170	170

Vse navedene specifikacije se lahko spremenijo brez obvestila.



## SPECIFIKACIJE

### HIBRIDNA GONILNA TEHNOLOGIJA

MOTOR	Giant SyncDrive Core
PRIKAZOVALNIK	Giant RideControl EVO
BATERIJA	Giant EnergyPak 500Wh

### OKVIR

VELIKOSTI	XS, S, M, L
BARVE	Black
OKVIR	ALUXX SL Aluminium
VILICE	SR Suntour NEX E25, lockout, 63mm, 15AQ
AMORTIZER	N/A

### KOMPONENTE

KRMILO	Giant Contour GT, cable integrated, 30° back sweep 31.8mm
OPORA KRMILA	Giant Contour, EVO display integrated, adjustable
OPORA SEDEŽA	Suspension 2-bolt micro-adjustable, 30,9x270mm
SEDEŽ	Selle Royal Look-In gel
PEDALA	VP191 light weight aluminum

### POGON

PRESTAVNE ROČICE	Shimano Nexus 7speed REVOSHIFT
PREDNJI MENJALNIK	-
ZADNJI MENJALNIK	-
ZAVORE	Shimano MT201 Hydraulic Disc
ZAVORNE ROČICE	Shimano MT201 Hydraulic Disc
VERIŽNIK	18T
VERIGA	KMC Z1e HX, e-bike optimized
GONILKE Z VERIŽNIKI	Giant aluminum, 38T
BOTTOM BRACKET	N/A

### OBROČNIKI

OBROČI	Giant eX 2, Tubeless Ready, 700c Aluminium
PESTA	Shimano HB-MT400 100x15mm thru-axle Disc [F] Shimano Nexus 7 Disc brake [R]
NAPERE	Sapim Race [F], Sapim Strong [R]
PLAŠČI	Schwalbe Marathon 622x50 Green Guard
DODATKI	Giant EnergyPak 6A Smart charger

### DODATNA OPREMA

SVETILA	Axa Blueline 30 front LED Axa Blueline rear LED
KLJUČAVNICA	-
PRTLJAŽNIK	MIK rack. System bag & basket compatible

## ZNAČILNOSTI

- Okvir: ALUXX SL Aluminium
- Vilice: SR Suntour NEX E25, lockout, 63mm, 15AQ
- Prestavne ročice: Shimano Nexus 7speed REVOSHIFT
- Gonilke z verižniki: Giant aluminum, 38T
- Barve: Black

## GEOMETRIJA

OKVIR	XS	S	M	L
Kot sedežne cevi	72,5°	72,5°	72,0°	72,0°
Top Tube Length (mm)	570	580	595	610
Višina glave okvirja (mm)	160	160	170	185
Krmlini kot	69,5°	69,5°	69,5°	69,5°
Medosna razdalja (mm)	1098	1108	1117	1133
Dolžina cevi ob verigi (mm)	470	470	470	470
Oddaljenost zgornje cevi od gonilne osi (mm)	634	634	643	657
Doseg (mm)	370	380	386	396
Višina zgornje cevi (mm)	415	407	400	395
Dolžina gonilke (mm)	170	170	170	170

Vse navedene specifikacije se lahko spremenijo brez obvestila.

# FUN UNLEASHED

Kids know: Bikes are fun, bikes are freedom. Our full line of kids' bikes, ranging from balance bikes to performance road and mountain bikes, makes it easy to start riding and just keep rolling.



## KIDS

Fathom E+ Junior	232
Trance Jr	233
XtC Jr	234
ARX	238
Animator	242





## SPECIFIKACIJE

HIBRIDNA GONILNA TEHNOLOGIJA	
<b>MOTOR</b>	Giant SyncDrive Sport
<b>PRIKAZOVALNIK</b>	Giant RideControl Plus wireless display (optional)
<b>BATERIJA</b>	Giant EnergyPak400, 36V Rechargeable Lithium-Ion
OKVIR	
<b>VELIKOSTI</b>	One Size
<b>BARVE</b>	Neon Orange/Blue
<b>OKVIR</b>	ALUXX Aluminum, Overdrive 1½ - 1⅝" Head Tube, 141mm Boost QR, Integrated KS18 Kickstand Mount
<b>VILICE</b>	SR Suntour XCM HLO DS 26" 80mm travel, Tapered 1½ - 1⅝" steerer, lockout
<b>AMORTIZER</b>	N/A
KOMPONENTE	
<b>KRMILO</b>	Giant Connect TR Riser, 31,8x670mm
<b>OPORA KRMILA</b>	Giant Contact
<b>OPORA SEDEŽA</b>	Giant 30.9mm, 2-bolt Micro Adjustable, Forged Aluminium
<b>SEDEŽ</b>	Giant Sport
<b>PEDALA</b>	Aluminum Platform
POGON	
<b>PRESTAVNE ROČICE</b>	Shimano SL-M2000
<b>PREDNJI MENJALNIK</b>	-
<b>ZADNJI MENJALNIK</b>	Shimano Alivio, 9-Speed
<b>ZAVORE</b>	Tektro HD-M282, hydraulic disc, 160mm [F&R]
<b>ZAVORNE ROČICE</b>	Tektro HD-M282
<b>VERIŽNIK</b>	Shimano CS-HG200, 11-36T, 9-Speed
<b>VERIGA</b>	KMC e.9 Sport
<b>GONILKE Z VERIŽNIKI</b>	Forged Alloy minimal Q-factor, 36T Steel Direct Mount ring
<b>BOTTOM BRACKET</b>	N/A
OBROČNIKI	
<b>OBROČI</b>	Giant GX03 Aluminium 559x21
<b>PESTA</b>	Giant eTracker Sport, [F] 9mm QR [R] 141mm QR
<b>NAPERE</b>	Stainless steel
<b>PLAŠČI</b>	Maxxis Ikon 26x2.20" EXO anti-puncture
<b>DODATKI</b>	Giant EnergyPak 4A fast charger

## ZNAČILNOSTI

- Okvir: ALUXX Aluminum, Overdrive 1½ - 1⅝" Head Tube, 141mm Boost QR, Integrated KS18 Kickstand Mount
- Vilice: SR Suntour XCM HLO DS 26" 80mm travel, Tapered 1½ - 1⅝" steerer, lockout
- Prestavne ročice: Shimano SL-M2000
- Gonilke z verižniki: Forged Alloy minimal Q-factor, 36T Steel Direct Mount ring
- Barve: Neon Orange/Blue

## GEOMETRIJA

OKVIR	One Size
Dolžina sedežne cevi (mm)	365
Kot sedežne cevi	73,5°
Top Tube Length (mm)	550
Višina glave okvirja (mm)	110
Krmilni kot	68,0°
Zamik vpetja osi (mm)	40
Trail (mm)	93
Medosna razdalja (mm)	1072
Dolžina cevi ob verigi (mm)	455
Bottom Bracket Drop (mm)	35
Oddaljenost zgornje cevi od gonilne osi (mm)	549
Doseg (mm)	387
Širina krmila (mm)	690
Dolžina opore krmila (mm)	50
Dolžina gonilke (mm)	160
Velikost obročnikov	26"

Vse navedene specifikacije se lahko spremenijo brez obvestila.





## SPECIFIKACIJE

OKVIR	
VELIKOSTI	one size
BARVE	Black/Red
OKVIR	ALUXX SL-Grade Aluminum, 120mm Maestro suspension
VILICE	RockShox Recon Silver RL, 15x110mm 120mm, with remote lockout
AMORTIZER	RockShox Deluxe Select+
KOMPONENTE	
KRMILO	Giant Connect, 690mm
OPORA KRMILA	forged alloy Ahead, 50mm
OPORA SEDEŽA	alloy, single-bolt, 30.9x350
SEDEŽ	Giant
PEDALA	N/A
POGON	
PRESTAVNE ROČICE	SRAM SX Eagle
PREDNJI MENJALNIK	N/A
ZADNJI MENJALNIK	SRAM SX Eagle
ZAVORE	Shimano BL-M201, hydraulic disc
ZAVORNE ROČICE	Shimano
VERIŽNIK	SRAM SX Eagle, 11x50
VERIGA	SRAM SX Eagle
GONILKE Z VERIŽNIKI	SRAM SX DUB, 32t
BOTTOM BRACKET	SRAM DUB, press fit
OBROČNIKI	
OBROČI	Giant AM 26, sleeve-joint, 30mm inner width
PESTA	Giant Disc, 28h, [F] Boost 110x15mm, [R] Boost 148x12mm
NAPERE	stainless, 14g
PLAŠČI	[F]Maxxis Minion DHF 26x2.35, [R]Maxxis Ikon 26x2.35
DODATKI	Giant 1x chain guide

## ZNAČILNOSTI

- Okvir: ALUXX SL-Grade Aluminum, 120mm Maestro suspension
- Vilice: RockShox Recon Silver RL, 15x110mm 120mm, with remote lockout
- Prestavne ročice: SRAM SX Eagle
- Gonilke z verižniki: SRAM SX DUB, 32t
- Barve: Black/Red

## GEOMETRIJA

OKVIR	One Size
Dolžina sedežne cevi (mm)	380
Kot sedežne cevi	73,0°
Top Tube Length (mm)	540
Višina glave okvirja (mm)	95
Krmlini kot	68,0°
Zamik vpetja osi (mm)	40
Trail (mm)	91,4
Medosna razdalja (mm)	1068
Dolžina cevi ob verigi (mm)	435
Bottom Bracket Drop (mm)	10
Oddaljenost zgornje cevi od gonilne osi (mm)	553
Doseg (mm)	371
Višina zgornje cevi (mm)	657
Širina krmila (mm)	690
Dolžina opore krmila (mm)	50
Dolžina gonilke (mm)	160
Velikost obročnikov	26"

Vse navedene specifikacije se lahko spremenijo brez obvestila.



## SPECS

FRAME	
SIZES	one size
COLORS	Concrete
FRAME	ALUXX-Grade Aluminum
FORK	Giant WIN254, 50mm
SHOCK	N/A
COMPONENTS	
HANDLEBAR	Giant Sport, alloy, 31.8
STEM	forged alloy Ahead, 8-degree
SEATPOST	alloy, single-bolt, 27.2
SADDLE	Giant Jr. Sports
PEDALS	platform
DRIVETRAIN	
SHIFTERS	Shimano RevoShifter
FRONT DERAILLEUR	N/A
REAR DERAILLEUR	Shimano Tourney
BRAKES	mechanical disc
BRAKE LEVERS	alloy, junior MTB
CASSETTE	14x34
CHAIN	KMC HV500
CRANKSET	alloy, 32t, 140mm
BOTTOM BRACKET	semi-cartridge
WHEELS	
RIMS	Giant Kids 24", alloy
HUBS	nuttet, 28h
SPOKES	stainless, 14g
TIRES	Giant Junior Sport 24x2.1", 22 tpi
EXTRAS	bell, kickstand

## FEATURES

- Frame: ALUXX-Grade Aluminum
- Fork: Giant WIN254, 50mm
- Shifters: Shimano RevoShifter
- Crankset: alloy, 32t, 140mm
- Colors: Concrete

## GEOMETRY

FRAME	One Size
Seat Tube Length (mm)	305
Seat Tube Angle	72.0°
Top Tube Length (mm)	520
Head Tube Length (mm)	120
Head Tube Angle	70.0°
Fork Rake (mm)	40
Trail (mm)	69
Wheelbase (mm)	983
Chain Stay Length (mm)	410
Bottom Bracket Drop (mm)	24
Stack (mm)	518
Reach (mm)	352
Stand Over Height (mm)	613
Handlebar Width (mm)	560
Stem Length (mm)	60
Crank Length (mm)	152
Wheel Size	24"

*The specifications, colors, and availability of the products can be subjects to alter without prior notification. For availability and prices, please contact the retailers in your city / country.*



## SPECS

FRAME	
SIZES	one size
COLORS	Orange
FRAME	ALUXX-Grade Aluminum
FORK	High Tensile Steel Rigid Fork, 1-1/8"
SHOCK	N/A
COMPONENTS	
HANDLEBAR	Giant Jr MTB, 25.4
STEM	steel, quill
SEATPOST	27.2
SADDLE	Giant Jr. Sports
PEDALS	platform
DRIVETRAIN	
SHIFTERS	Shimano REVOSHIFT
FRONT DERAILLEUR	N/A
REAR DERAILLEUR	Shimano Tourney
BRAKES	alloy, linear pull
BRAKE LEVERS	alloy, junior MTB
CASSETTE	14x34
CHAIN	KMC HV500
CRANKSET	32t, 140mm
BOTTOM BRACKET	semi-cartridge
WHEELS	
RIMS	Giant Kids 24", alloy
HUBS	nuttet, 28h
SPOKES	stainless, 14g
TIRES	Giant Junior Sport, 24x2.1

## FEATURES

- Frame: ALUXX-Grade Aluminum
- Fork: High Tensile Steel Rigid Fork, 1-1/8"
- Shifters: Shimano REVOSHIFT
- Crankset: 32t, 140mm
- Colors: Orange

## GEOMETRY

FRAME	One Size
Seat Tube Length (mm)	305
Seat Tube Angle	72.0°
Top Tube Length (mm)	520
Head Tube Length (mm)	120
Head Tube Angle	70.0°
Fork Rake (mm)	40
Trail (mm)	69.9
Wheelbase (mm)	983
Chain Stay Length (mm)	410
Bottom Bracket Drop (mm)	24
Stack (mm)	518
Reach (mm)	352
Stand Over Height (mm)	616
Handlebar Width (mm)	560
Stem Length (mm)	60
Crank Length (mm)	152
Wheel Size	24"

*The specifications, colors, and availability of the products can be subjects to alter without prior notification. For availability and prices, please contact the retailers in your city / country.*



## SPECS

FRAME	
SIZES	one size
COLORS	Black
FRAME	ALUXX-Grade Aluminum
FORK	HL steel, 50mm
SHOCK	N/A
COMPONENTS	
HANDLEBAR	Giant Sport, alloy, 31.8
STEM	forged alloy Ahead, 8-degree
SEATPOST	alloy, 27.2
SADDLE	Giant Jr. Sports
PEDALS	platform
DRIVETRAIN	
SHIFTERS	Shimano Revoshifter
FRONT DERAILLEUR	N/A
REAR DERAILLEUR	Shimano Tourney
BRAKES	alloy, linear pull
BRAKE LEVERS	alloy, junior MTB
CASSETTE	14x34
CHAIN	KMC HV500
CRANKSET	32t, 140mm
BOTTOM BRACKET	semi-cartridge
WHEELS	
RIMS	Giant Kids 24", alloy
HUBS	nuttet, 28h
SPOKES	stainless, 14g
TIRES	Giant Junior Sport, 24x2.1, 22 tpi
EXTRAS	bell, kickstand

## FEATURES

- Frame: ALUXX-Grade Aluminum
- Fork: HL steel, 50mm
- Shifters: Shimano Revoshifter
- Crankset: 32t, 140mm
- Colors: Black

## GEOMETRY

FRAME	One Size
Seat Tube Length (mm)	305
Seat Tube Angle	72.0°
Top Tube Length (mm)	520
Head Tube Length (mm)	120
Head Tube Angle	70.0°
Fork Rake (mm)	40
Trail (mm)	69.9
Wheelbase (mm)	983
Chain Stay Length (mm)	410
Bottom Bracket Drop (mm)	24
Stack (mm)	518
Reach (mm)	352
Stand Over Height (mm)	616
Handlebar Width (mm)	560
Stem Length (mm)	60
Crank Length (mm)	152
Wheel Size	24"

*The specifications, colors, and availability of the products can be subjects to alter without prior notification. For availability and prices, please contact the retailers in your city / country.*



## SPECS

FRAME	
SIZES	one size
COLORS	Pure Red
FRAME	ALUXX-Grade Aluminum
FORK	HL steel, 50mm
SHOCK	N/A
COMPONENTS	
HANDLEBAR	Giant Sport, alloy, 31.8
STEM	forged alloy Ahead, 8-degree
SEATPOST	alloy, 27.2
SADDLE	Giant Jr. Sports
PEDALS	platform
DRIVETRAIN	
SHIFTERS	Shimano Revoshifter
FRONT DERAILLEUR	N/A
REAR DERAILLEUR	Shimano Tourney
BRAKES	alloy, linear pull
BRAKE LEVERS	alloy, junior MTB
CASSETTE	14x28
CHAIN	KMC HV500
CRANKSET	32t, 127mm
BOTTOM BRACKET	semi-cartridge
WHEELS	
RIMS	Giant Kids 20", alloy
HUBS	nuttet, 28h
SPOKES	stainless, 14g
TIRES	Giant Junior Sport, 20x2.1, 22 tpi
EXTRAS	bell, kickstand

## FEATURES

- Frame: ALUXX-Grade Aluminum
- Fork: HL steel, 50mm
- Shifters: Shimano Revoshifter
- Crankset: 32t, 127mm
- Colors: Pure Red

## GEOMETRY

FRAME	One Size
Seat Tube Length (mm)	254
Seat Tube Angle	72.0°
Top Tube Length (mm)	450
Head Tube Length (mm)	120
Head Tube Angle	69.0°
Fork Rake (mm)	38
Trail (mm)	58.5
Wheelbase (mm)	889
Chain Stay Length (mm)	375
Bottom Bracket Drop (mm)	0
Stack (mm)	393
Reach (mm)	323
Stand Over Height (mm)	524
Handlebar Width (mm)	520
Stem Length (mm)	60
Crank Length (mm)	140
Wheel Size	20"

*The specifications, colors, and availability of the products can be subjects to alter without prior notification. For availability and prices, please contact the retailers in your city / country.*



## SPECIFIKACIJE

<b>OKVIR</b>	
VELIKOSTI	one size
BARVE	Lemon Yellow/Black, Pure Red/Black, Orange/ Black, Blue/Black, Neon Green/Black, Purple
OKVIR	ALUXX-Grade Aluminum
VILICE	alloy
AMORTIZER	N/A
<b>KOMPONENTE</b>	
KRMILO	Giant Youth, 540mm width
OPORA KRMILA	forged, alloy Ahead
OPORA SEDEŽA	Giant Sport, 27.2
SEDEŽ	Giant Youth
PEDALA	platform
<b>POGON</b>	
PRESTAVNE ROČICE	Shimano Altus
PREDNJI MENJALNIK	N/A
ZADNJI MENJALNIK	Shimano Altus
ZAVORE	alloy, linear pull
ZAVORNE ROČICE	alloy, junior MTB
VERIŽNIK	Shimano HG31, 11x34
VERIGA	KMC Z8.3
GONILKE Z VERIŽNIKI	alloy, forged, three-piece, 34t, 152mm
BOTTOM BRACKET	sealed cartridge
<b>OBROČNIKI</b>	
OBROČI	Giant Kids 26", alloy
PESTA	alloy, F 28h QR, R 28h QR
NAPERE	stainless, 14g
PLAŠČI	Innova IB-3010, 20x1.5

## ZNAČILNOSTI

- Okvir: ALUXX-Grade Aluminum
- Vilice: alloy
- Prestavne ročice: Shimano Altus
- Gonilke z verižniki: alloy, forged, three-piece, 34t, 152mm
- Barve: Lemon Yellow/Black, Pure Red/Black, Orange/ Black, Blue/Black, Neon Green/Black, Purple

## GEOMETRIJA

OKVIR	One Size
Kot sedežne cevi	73,0°
Top Tube Length (mm)	525
Višina glave okvirja (mm)	120
Krmilni kot	70,0°
Medosna razdalja (mm)	1006
Dolžina cevi ob verigi (mm)	425
Oddaljenost zgornje cevi od gonilne osi (mm)	505
Doseg (mm)	371
Višina zgornje cevi (mm)	630
Dolžina gonilke (mm)	152

Vse navedene specifikacije se lahko spremenijo brez obvestila.



## SPECS

FRAME	
<b>SIZES</b>	one size
<b>COLORS</b>	Lemon Yellow/Black, Pure Red/Black, Orange/ Black, Blue/Black, Neon Green/Black, Purple
<b>FRAME</b>	ALUXX-Grade Aluminum
<b>FORK</b>	alloy
<b>SHOCK</b>	N/A
COMPONENTS	
<b>HANDLEBAR</b>	Giant Youth, 540mm width
<b>STEM</b>	forged, alloy Ahead
<b>SEATPOST</b>	Giant Sport, 27.2
<b>SADDLE</b>	Giant Youth
<b>PEDALS</b>	platform
DRIVETRAIN	
<b>SHIFTERS</b>	Shimano Altus
<b>FRONT DERAILLEUR</b>	N/A
<b>REAR DERAILLEUR</b>	Shimano Altus
<b>BRAKES</b>	alloy, linear pull
<b>BRAKE LEVERS</b>	alloy, junior MTB
<b>CASSETTE</b>	Shimano HG200, 12x32
<b>CHAIN</b>	KMC Z8.3
<b>CRANKSET</b>	alloy, forged, three-piece, 32t, 140mm
<b>BOTTOM BRACKET</b>	sealed cartridge
WHEELS	
<b>RIMS</b>	Giant Kids 24", alloy
<b>HUBS</b>	alloy, F 28h QR, R 28h
<b>SPOKES</b>	stainless, 14g
<b>TIRES</b>	Innova IB-3010, 24x1.5

## FEATURES

- Frame: ALUXX-Grade Aluminum
- Fork: alloy
- Shifters: Shimano Altus
- Crankset: alloy, forged, three-piece, 32t, 140mm
- Colors: Lemon Yellow/Black, Pure Red/Black, Orange/ Black, Blue/Black, Neon Green/Black, Purple

## GEOMETRY

FRAME	One Size
Seat Tube Angle	72.0°
Top Tube Length (mm)	500
Head Tube Length (mm)	120
Head Tube Angle	70.0°
Wheelbase (mm)	929
Chain Stay Length (mm)	385
Stack (mm)	468
Reach (mm)	318
Stand Over Height (mm)	576
Crank Length (mm)	140

*The specifications, colors, and availability of the products can be subjects to alter without prior notification. For availability and prices, please contact the retailers in your city / country.*



## SPECS

FRAME	
<b>SIZES</b>	one size
<b>COLORS</b>	Lemon Yellow/Black, Pure Red/Black, Orange/ Black, Blue/Black, Neon Green/Black, Purple
<b>FRAME</b>	ALUXX-Grade Aluminum
<b>FORK</b>	alloy
<b>SHOCK</b>	N/A
COMPONENTS	
<b>HANDLEBAR</b>	Giant Youth, 500mm width
<b>STEM</b>	forged, alloy Ahead
<b>SEATPOST</b>	Giant Sport, 27.2
<b>SADDLE</b>	Giant Grow Technology
<b>PEDALS</b>	platform
DRIVETRAIN	
<b>SHIFTERS</b>	Shimano Altus
<b>FRONT DERAILLEUR</b>	N/A
<b>REAR DERAILLEUR</b>	Shimano Altus
<b>BRAKES</b>	alloy, linear pull
<b>BRAKE LEVERS</b>	alloy, junior MTB
<b>CASSETTE</b>	Shimano HG200, 12x32
<b>CHAIN</b>	KMC Z8.3
<b>CRANKSET</b>	alloy, forged, three-piece, 32t, 127mm
<b>BOTTOM BRACKET</b>	sealed cartridge
WHEELS	
<b>RIMS</b>	Giant Kids 20", alloy
<b>HUBS</b>	alloy, F 28h QR, R 28h
<b>SPOKES</b>	stainless, 14g
<b>TIRES</b>	Innova IB-3010, 20x1.5

## FEATURES

- Frame: ALUXX-Grade Aluminum
- Fork: alloy
- Shifters: Shimano Altus
- Crankset: alloy, forged, three-piece, 32t, 127mm
- Colors: Lemon Yellow/Black, Pure Red/Black, Orange/ Black, Blue/Black, Neon Green/Black, Purple

## GEOMETRY

FRAME	One Size
Seat Tube Angle	72.0°
Top Tube Length (mm)	450
Head Tube Length (mm)	120
Head Tube Angle	69.0°
Wheelbase (mm)	886
Chain Stay Length (mm)	375
Stack (mm)	403
Reach (mm)	319
Stand Over Height (mm)	509
Crank Length (mm)	127

*The specifications, colors, and availability of the products can be subjects to alter without prior notification. For availability and prices, please contact the retailers in your city / country.*





## SPECIFIKACIJE

OKVIR	
VELIKOSTI	one size
BARVE	Lemon Yellow/Black, Pure Red/Black, Orange/ Black, Blue/Black, Neon Green/Black, Purple
OKVIR	ALUXX-Grade Aluminum
VILICE	alloy
AMORTIZER	N/A
KOMPONENTE	
KRMILO	Giant Youth, 50mm rise, 480mm width
OPORA KRMILA	steel, quill
OPORA SEDEŽA	alloy, 27.2
SEDEŽ	Giant Grow Technology
PEDALA	platform
POGON	
PRESTAVNE ROČICE	N/A
PREDNJI MENJALNIK	N/A
ZADNJI MENJALNIK	N/A
ZAVORE	alloy, linear pull
ZAVORNE ROČICE	alloy, junior MTB
VERIŽNIK	18t
VERIGA	KMC C410
GONILKE Z VERIŽNIKI	alloy, forged, three-piece, 28t
BOTTOM BRACKET	sealed cartridge
OBROČNIKI	
OBROČI	Giant Kids 16", alloy
PESTA	alloy, F/R 20/20h
NAPERE	stainless, 14g
PLAŠČI	Innova IA-2084, 16X1.5
DODATKI	chain cover

## ZNAČILNOSTI

- Okvir: ALUXX-Grade Aluminum
- Vilice: alloy
- Prestavne ročice: N/A
- Gonilke z verižniki: alloy, forged, three-piece, 28t
- Barve: Lemon Yellow/Black, Pure Red/Black, Orange/ Black, Blue/Black, Neon Green/Black, Purple

## GEOMETRIJA

OKVIR	One Size
Kot sedežne cevi	72,0°
Top Tube Length (mm)	380
Višina glave okvirja (mm)	110
Krmlini kot	71,0°
Medosna razdalja (mm)	740
Dolžina cevi ob verigi (mm)	316
Oddaljenost zgornje cevi od gonilne osi (mm)	338
Doseg (mm)	270
Višina zgornje cevi (mm)	385
Dolžina gonilke (mm)	89

Vse navedene specifikacije se lahko spremenijo brez obvestila.



## SPECS

FRAME	
SIZES	one size
COLORS	Blue Ashes, Concrete
FRAME	ALUXX-Grade Aluminum
FORK	high-tensile steel
SHOCK	N/A
COMPONENTS	
HANDLEBAR	Giant Kids, middle high, 520mm width
STEM	alloy quill, 25.4x40mm
SEATPOST	alloy, 25.4x200mm
SADDLE	Giant Kids
PEDALS	platform
DRIVETRAIN	
SHIFTERS	N/A
FRONT DERAILLEUR	N/A
REAR DERAILLEUR	N/A
BRAKES	coaster
BRAKE LEVERS	N/A
CASSETTE	16t
CHAIN	KMC C410
CRANKSET	alloy forged, 28t, 89mm
BOTTOM BRACKET	loose ball
WHEELS	
RIMS	Giant Kids 16", alloy
HUBS	nuttet, 20h
SPOKES	14g
TIRES	Innova IA-2094, 16x2.25
EXTRAS	training wheels, bell, protective pad

## FEATURES

- Frame: ALUXX-Grade Aluminum
- Fork: high-tensile steel
- Shifters: N/A
- Crankset: alloy forged, 28t, 89mm
- Colors: Blue Ashes, Concrete

## GEOMETRY

FRAME	One Size
Seat Tube Length (mm)	208
Seat Tube Angle	72.0°
Top Tube Length (mm)	382
Head Tube Length (mm)	100
Head Tube Angle	71.0°
Fork Rake (mm)	35
Trail (mm)	80.7
Wheelbase (mm)	738
Chain Stay Length (mm)	310
Bottom Bracket Drop (mm)	0
Stack (mm)	328
Reach (mm)	276
Stand Over Height (mm)	407
Handlebar Width (mm)	525
Stem Length (mm)	40
Crank Length (mm)	89
Wheel Size	16"

*The specifications, colors, and availability of the products can be subjects to alter without prior notification. For availability and prices, please contact the retailers in your city / country.*



## SPECS

FRAME	
<b>SIZES</b>	one size
<b>COLORS</b>	Blue Ashes, Concrete
<b>FRAME</b>	ALUXX-Grade Aluminum
<b>FORK</b>	high-tensile steel
<b>SHOCK</b>	N/A
COMPONENTS	
<b>HANDLEBAR</b>	Giant Kids, middle high, 520mm width
<b>STEM</b>	alloy quill, 25.4x40mm
<b>SEATPOST</b>	alloy, 25.4x200mm
<b>SADDLE</b>	Giant Kids
<b>PEDALS</b>	platform
DRIVETRAIN	
<b>SHIFTERS</b>	N/A
<b>FRONT DERAILLEUR</b>	N/A
<b>REAR DERAILLEUR</b>	N/A
<b>BRAKES</b>	alloy, direct pull
<b>BRAKE LEVERS</b>	alloy junior, adjustable reach
<b>CASSETTE</b>	16t
<b>CHAIN</b>	KMC C410
<b>CRANKSET</b>	alloy forged, 28t, 89mm
<b>BOTTOM BRACKET</b>	loose ball
WHEELS	
<b>RIMS</b>	Giant Kids 16", alloy
<b>HUBS</b>	nuttet, 20h
<b>SPOKES</b>	14g
<b>TIRES</b>	Innova IA-2094, 16x2.25
<b>EXTRAS</b>	training wheels, bell, protective pad

## FEATURES

- Frame: ALUXX-Grade Aluminum
- Fork: high-tensile steel
- Shifters: N/A
- Crankset: alloy forged, 28t, 89mm
- Colors: Blue Ashes, Concrete

## GEOMETRY

FRAME	One Size
Seat Tube Length (mm)	208
Seat Tube Angle	72.0°
Top Tube Length (mm)	382
Head Tube Length (mm)	100
Head Tube Angle	71.0°
Fork Rake (mm)	35
Trail (mm)	80.7
Wheelbase (mm)	738
Chain Stay Length (mm)	310
Bottom Bracket Drop (mm)	0
Stack (mm)	328
Reach (mm)	276
Stand Over Height (mm)	407
Handlebar Width (mm)	525
Stem Length (mm)	40
Crank Length (mm)	89
Wheel Size	16"

*The specifications, colors, and availability of the products can be subjects to alter without prior notification. For availability and prices, please contact the retailers in your city / country.*



# ADVANCED COMPOSITE TECHNOLOGY

With more than 25 years of experience in composites engineering, plus a long history of rigorous development and testing with professional athletes, Giant is the industry leader in composite bicycle technology. To meet the needs of high-performance riders, Giant offers two grades of composites: Advanced SL and Advanced. Both feature unique materials, resin formulas and construction techniques.

COMPOSITE TECHNOLOGIES								
COMPOSITE GRADE	LIGHTWEIGHT CARBON MATERIAL AND RESIN	LIGHTEST WEIGHT CARBON MATERIAL AND RESIN	MODIFIED MONOCOQUE CONSTRUCTION	FUSION PROCESS CONSTRUCTION	CNT RESIN TECHNOLOGY	CONTINUOUS FIBER TECHNOLOGY	LASER-CUT SWATCHES	ROBOTIC FRAME ASSEMBLY
ADVANCED SL		X		X	X	X	X	X
ADVANCED	X		X					



Professional Grade raw carbon fiber is woven in our composite factory to produce our lightest, stiffest and highest quality frames. This is the technology used by Giant's pro racers in almost every cycling discipline. These frames feature the most advanced engineering and construction methods.



## HIGHLIGHTS

### 1. MATERIALS

Professional Grade raw carbon material is used to engineer framesets with the highest stiffness-to-weight-ratios available today.

### 2. RESIN

Professional Formula resin features Carbon Nanotube Technology (CNT), a microscopic polymer that acts like miniature buttresses to strengthen the layers of composite. Frames featuring CNT are 14 percent more impact resistant than those without it.

### 3. FUSION PROCESS

Advanced SL toptubes are "grafted" to the seat tube using filament winding and co-molding. This complex process involves hand-weaving the toptube and seat tube together, and then re-molding the area under heat and high pressure to unify the junction. Fusion produces a lighter, stronger junction than traditional molding.

### 4. CONTINUOUS FIBER TECHNOLOGY

This manufacturing process allows Giant to construct the front triangle of Advanced SL frames with larger, and therefore fewer, sections of composite material. With fewer pieces and junctions, these frames are up to 100 grams lighter and significantly stronger.\*

### 5. LASER CUTTING

Used to produce more precise composite swatches than traditional machine-stamped process. This allows for smaller, more exacting swatches to reduce frame weight.

### 6. ROBOTIC LAYUP

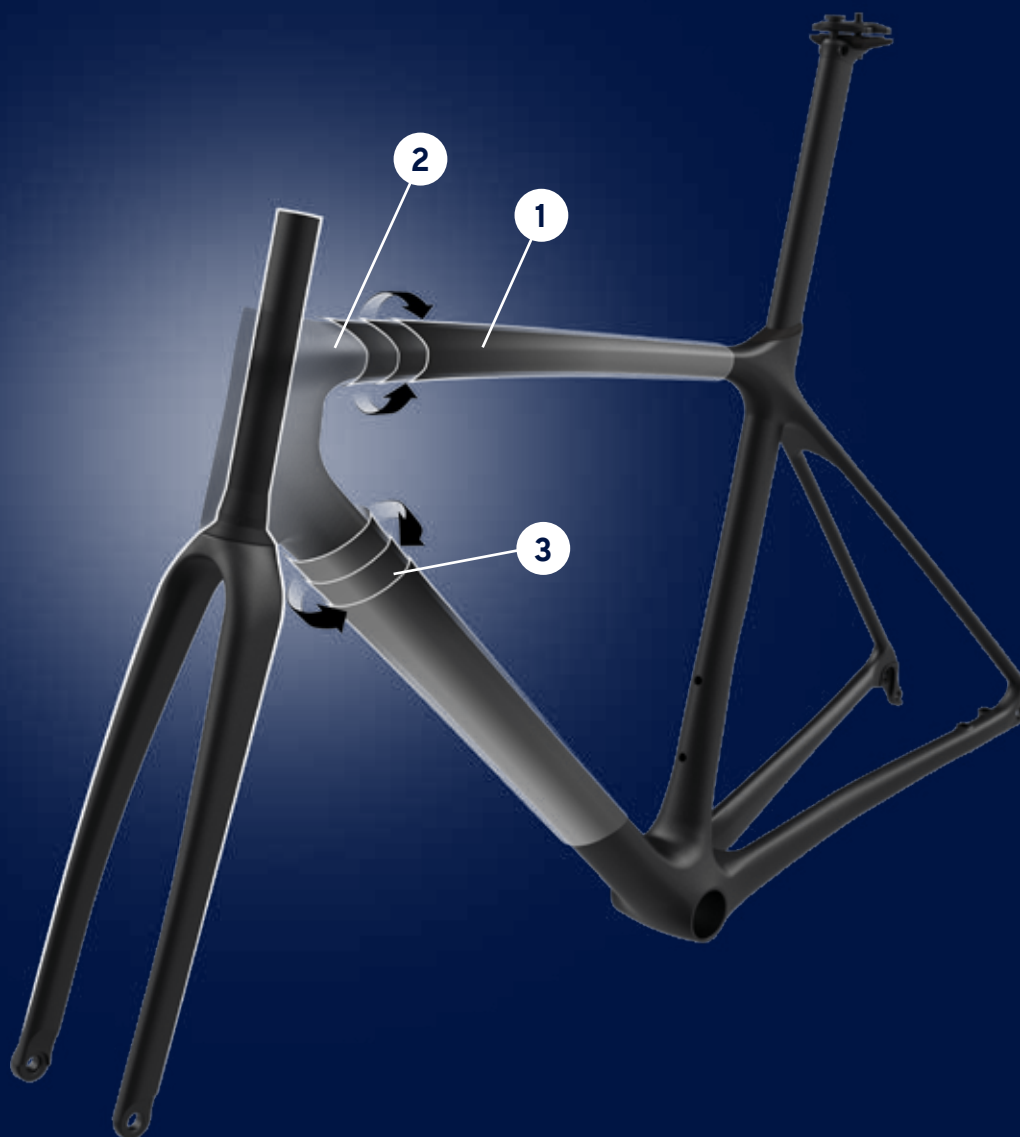
New automated assembly process used in critical areas of the frame and fork enables precision placed composite swatches for lighter, stronger frameset.

\*Found on select 2021 framesets.





High Performance Grade raw carbon fiber is used to produce custom composite material in our composite factory. Extremely lightweight, stiff and compliant, these handcrafted frames feature the following materials and processes.



## HIGHLIGHTS

### 1. MATERIALS

High Performance Grade raw carbon material is used to engineer framesets with optimal stiffness-to-weight ratios.

### 2. RESIN

The resin used in Advanced Composite provides a high level of void minimization (fewer bubbles) while maintaining outstanding strength characteristics. Vibration-absorbing particles are also added to help disperse shocks and vibrations.

### 3. MODIFIED MONOCOQUE

The front triangle (downtube, headtube, toptube, seattube) is assembled and molded as one continuous piece. This front half is joined to the rear chainstays and seatstays in a secondary process. This eliminates the outermost woven composite sheet to reduce weight without compromising ride quality, strength or stiffness.



# D-FUSE TECHNOLOGY



## CONTROLLED COMPLIANCE

Giant first introduced its breakthrough D-Fuse technology in 2014. Initially developed as a seatpost for pro-level cyclocross bikes, it was designed to absorb shocks and vibrations and deliver a smoother ride and more control on variable terrain. The heart of this pioneering concept is its distinctive “D-shaped” tubing with a round front and flattened rear section. Following its success in cyclocross, including multiple world championship titles, D-Fuse was expanded to endurance road bikes and later to the front half of the bicycle. This year a number of Giant performance bikes, including Defy endurance road bikes and Revolt gravel bikes, feature D-Fuse seatposts and handlebars. The handlebars work together with the seatpost to add compliance at two key contact points without the unwanted complexity or weight associated with pivots or inserts. There are currently several D-Fuse handlebar options, including the composite Contact SLR D-Fuse and aluminum Contact SL D-Fuse models, plus the gravel-ready Contact XR D-Fuse bar featured on Revolt bikes.



## HIGHLIGHTS

### 1. D-FUSE SEATPOST

The D-Fuse seatpost features a D-shaped composite shaft that absorbs shocks and vibration. With up to 12mm of flex, this engineered compliance produces a smooth ride quality to help minimize fatigue.

### 2. D-SHAPED COMPOSITE TUBING

D-Fuse handlebars are made with D-shaped tubing that's similar to the design of the D-Fuse seatpost.

### 3. LIGHTER

Contact SLR D-Fuse handlebars (featured on some Defy models) are 6% lighter than Contact SLR round handlebars. Contact XR D-Fuse handlebar (featured on Revolt models) are 5% lighter than the Contact SL round bars.

### 4. COMPLIANCE

10% more “pushing” (downward) compliance compared to round shaped Contact handlebars for a smoother ride quality.

### 5. EFFICIENCY

Up to 30% more “pulling” (upward) stiffness compared to the round shaped Contact handlebar for cornering, sprinting and climbing efficiency.

# ALUXX ALUMINUM TECHNOLOGY

For more than three decades, Giant has been the industry leader in aluminum engineering and innovation. Giant was the first to mass-produce lightweight aluminum bikes and has continually improved its capabilities to give riders the ultimate cycling experience. From the manipulation of atomic grain structures to cutting-edge forming and welding techniques, we constantly strive for ways to make our aluminum bikes lighter, stronger and stiffer.

The difference can be felt in the ride.

## THREE GRADES OF ALUXX

### PRO LEVEL



#### MATERIALS

- 6011 alloy for our highest strength-to-weight ratio.

#### FORMING METHODS

- Microscopic grain manipulation is used to form aluminum with the greatest strength-to-weight ratio that Giant produces.
- Advanced triple-butt process allows for 20 percent thinner (and lighter) tubes than ALUXX SL.
- Aluminum tubes are shaped and manipulated with FluidForm, which uses an injection of high-pressure fluid, and PressForm direct mechanical pressure.

#### WELDING TECHNIQUES

- Features Smooth Weld (double-pass technique plus hand-sanding to reduce stress risers) and Slim Weld (custom fit tube junctures to minimize gaps so less weld material is used). The result is minimal weight, maximum strength and the cleanest aesthetics.

### HIGH-PERFORMANCE LEVEL



#### MATERIALS

- Predominantly 6011 alloy for high-performance strength-to-weight ratios.

#### FORMING METHODS

- Double butting results in lighter weight without sacrificing strength.
- Features PressForm direct mechanical pressure; WarmForm, which uses an injection of high-pressure air; and FluidForm in select models to shape and manipulate tubes.

#### WELDING TECHNIQUES

- Features both Standard Weld (double-pass technique without sanding/filing) and Smooth Weld for outstanding strength and weight.

### PERFORMANCE LEVEL



#### MATERIALS

- 6061 alloy for optimized strength-to-weight ratios.

#### FORMING METHODS

- Single butting results in lightweight frames without sacrificing strength.
- Predominantly features PressForm direct mechanical pressure to shape and manipulate aluminum tubes.

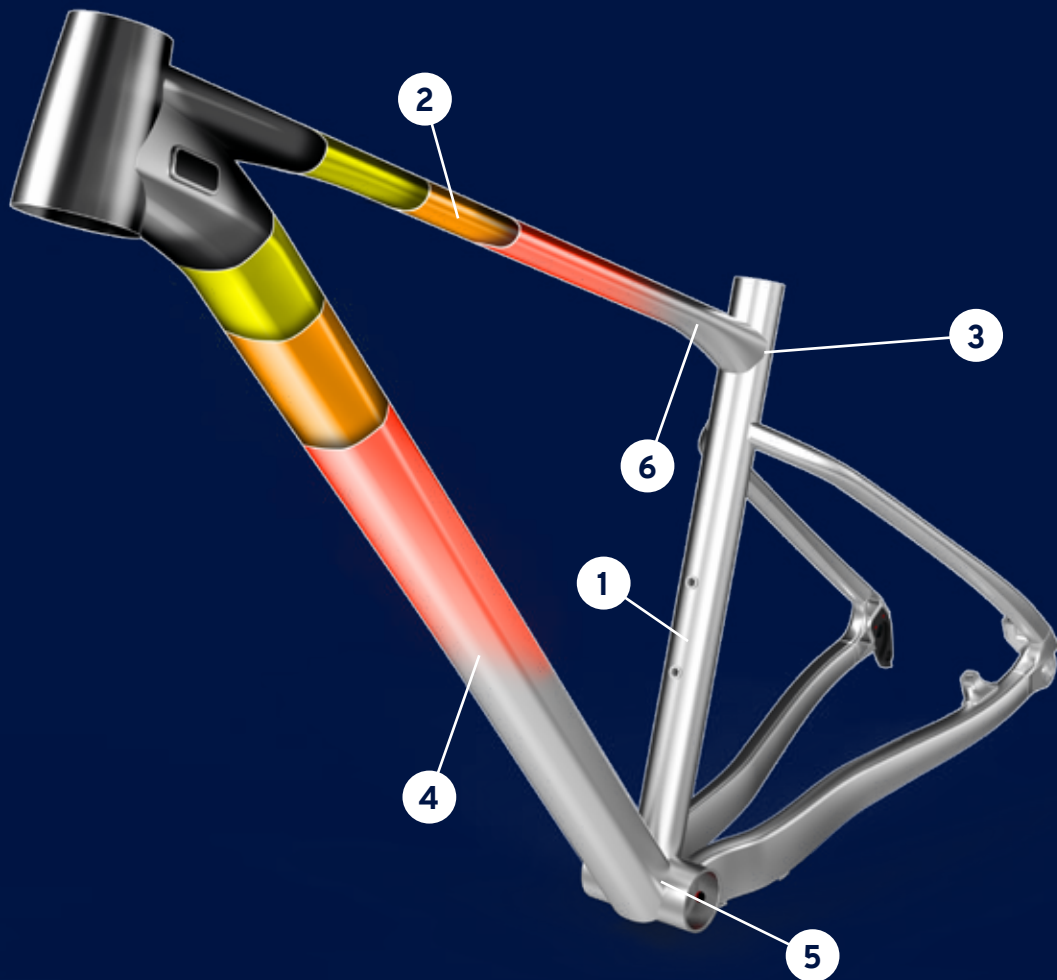
#### WELDING TECHNIQUES

- Features Standard Weld and some strategic Smooth Weld sections.

# INSIDE ALUXX SLR

**ALUXX SLR**  
Aluminum Technology

This professional-grade aluminum frame technology is crafted with our most advanced materials, forming methods and welding techniques. ALUXX SLR delivers the highest strength-to-weight ratios and is used to create superlight, high-performance Giant bikes. Here's a look at how we produce ALUXX SLR frames:



## HIGHLIGHTS

- 1. PREMIUM ALLOY**  
Professional grade 6011 alloy is used to produce superlight aluminum frames with our highest strength-to-weight ratios.
- 2. TRIPLE-BUTTED**  
Butted frame tubes have walls that are thicker at the ends and thinner in the midsections. This allows engineers to maximize strength at the frame joints where the most stress occurs. We use state-of-the-art grain manipulation to produce triple-butt tubes with walls that are 20 percent thinner and lighter than ALUXX SL tubes.
- 3. FLUIDFORM**  
High-pressure fluid is injected into the aluminum tubes to create complex frame shapes including junctions and areas around the headtube, bottom bracket and seatstays.
- 4. PRESSFORM**  
Direct mechanical pressure is used to create more standard tube shapes that meet the engineering and design requirements of a particular frame.
- 5. SMOOTH WELD**  
Double pass welding techniques followed by a hand-sanding and polishing process joins the frame tubes together and forms smooth junctions with minimal weight. Our Smooth Weld technique also reduces the risk of stress risers and failures in the welds.
- 6. SLIM WELD**  
Before the tubes are welded together, each junction is custom fit to ensure extremely tight tolerances. This produces the strongest frame tube junctions and uniform welds for maximum strength and clean aesthetics.



# COMPACT ROAD DESIGN

In the late 1990s Giant pioneered a radical new frame design to give its professional road racers a competitive edge. Driven by a desire to create lighter and faster bikes, Giant's Compact Road Design changed the look—and the performance capabilities—of competitive road bikes forever.

For road bikes such as the TCR range that are designed to do it all—climb, sprint, and cover long distances—Compact Road still sets the standard. The concept is simple: A toptube that slopes downward from the headtube to the seattube reduces the size of the front and rear triangles. Smaller triangles create a lighter, stiffer bike.

Whatever the frame material, aluminum or composite, compact road design improves the ride. Here's how:

## LIGHTER

Compact Road's most distinctive feature, the downward-sloping toptube, results in smaller front and rear triangles on the frame. Because the triangles are smaller, less material is necessary. Less material equals less weight.

## STIFFER

Picture two triangles made from equal diameter tubing. The smaller, more compact triangle uses shorter tubes. The larger triangle requires longer tubes. It's easy to see which is more structurally sound—the smaller triangle is stiffer, less susceptible to flexing and twisting. And on a performance road frame, stiffer is faster.

## SMOOTHER

With traditional geometry, builders increase stiffness by using stiffer material. That might help you sprint faster but it also makes for a less comfortable ride. With Compact Road, Giant engineers are able to design frames with just the right amount of vertical compliance. You get a smoother, more comfortable ride.

## PERFECT FIT

Because of the sloping toptube and lower standover height, it's easier for riders of all sizes to get the perfect fit. With greater adjustability and up to six sizes per series, even Giant's most demanding pro athletes, racers of all different heights, always have a perfect fit with stock-size frames.

## COMPACT ROAD SIZING

CONVENTIONAL FRAME SIZING (CM)	RIDER HEIGHT	COMPACT ROAD FRAME SIZE
49-51	5' 2" - 5' 4"	XS
51-54	5' 4" - 5' 7"	S
55-57	5' 7" - 5' 10"	M
57-59	5' 10" - 6' 0"	M/L
58-60	6' 0" - 6' 3"	L
61-63	6' 3" - 6' 6"	XL



# MAESTRO SUSPENSION TECHNOLOGY

Whatever your choice of off-road terrain, Maestro Suspension expands your bike's capabilities and boosts your performance. From fast and efficient XC machines to longer travel trail and enduro bikes, it's an adaptable rear suspension platform that gives you more control, traction, comfort and speed.

## KEY BENEFITS

### PEDALING EFFICIENCY

Whether you're sprinting up a climb or hammering through a rock garden, Maestro performs consistently under pedaling power and doesn't compromise efficiency.

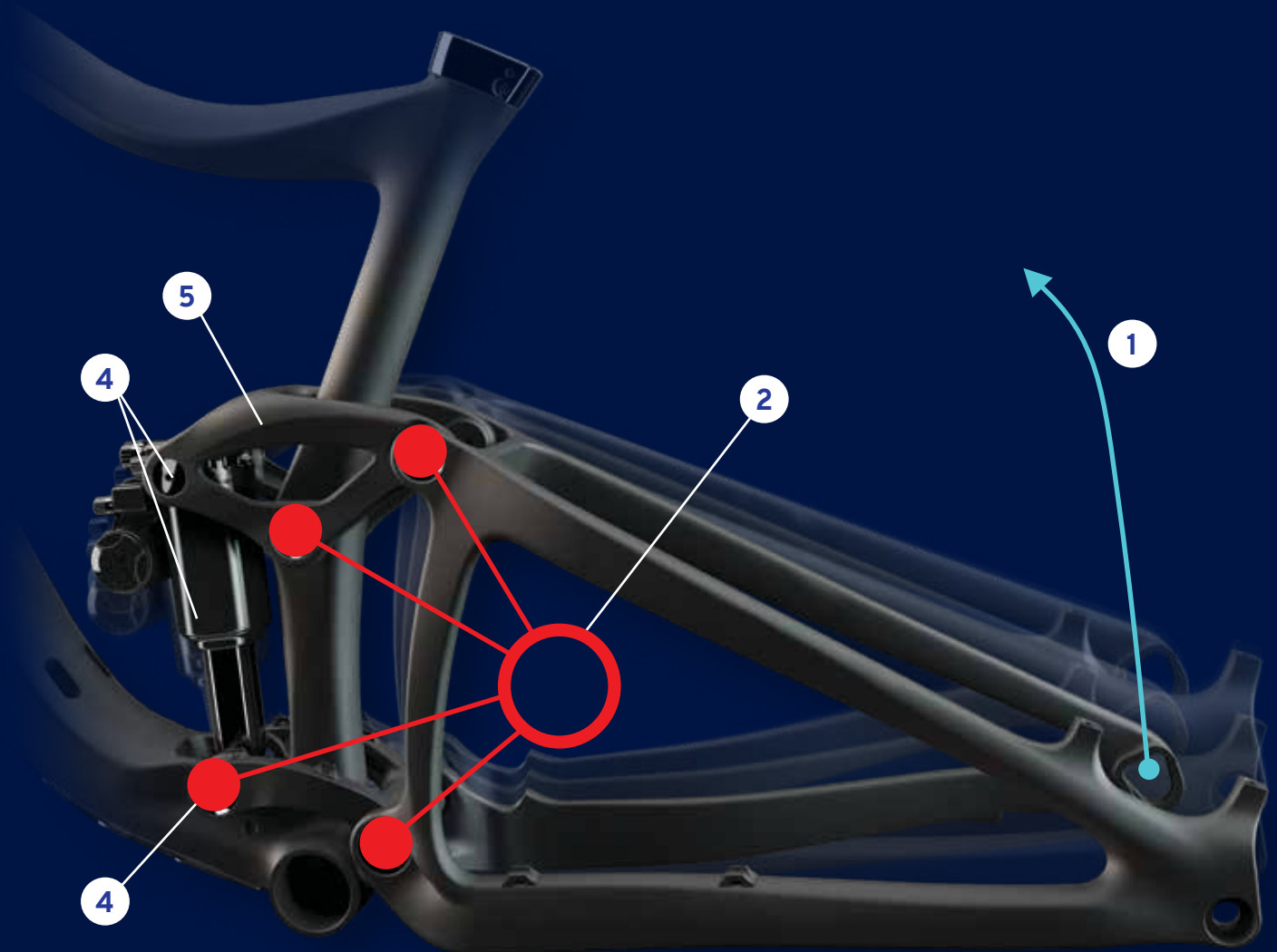
### FULLY ACTIVE

From high-frequency trail vibrations to big-hit compressions, Maestro soaks up the full spectrum of trail impacts to give you a smoother ride on all types of terrain.

### TOTAL BRAKE INDEPENDENCE

Even under full braking force, Maestro Suspension stays active, keeping your tires in contact with the trail and giving you better traction at all times.





## HOW IT WORKS

### 1. GROUND CONTROL

Maestro's near vertical wheel path and linear spring curve allow the rear suspension to remain sensitive to both small and big impacts without "packing up" under rapid, successive hits or bottoming out from big hits. This results in better contact between your tires and the trail, improving traction, acceleration, cornering and braking.

### 2. FOUR, TWO, ONE

Maestro utilizes four strategically positioned pivot points (the four red dots) and two linkages that all work to create a single floating pivot point (the red circle). This single floating pivot point improves pedaling efficiency by counteracting pedaling forces that would otherwise create suspension compression (squatting) or pedal kickback (bobbing).

### 3. FULLY CONNECTED

Maestro's upper rocker arms have trunnion shock mounts, which produce a lower leverage ratio for better pedaling and braking efficiency. This configuration also allows engineers to create bikes with shorter chainstays, improving their climbing capabilities and agility.

### 4. LOWER CENTER OF GRAVITY

Maestro's moving parts and components, including the linkages, shock, pivots and hardware, are centralized within the frameset. This results in a low center of gravity, which helps improve the bike's overall handling on the trail.

### 5. LIGHTER AND STRONGER

A state of the art, high-pressure molding process is used to produce the Advanced Forged Composite upper rocker arm\*. This makes it lighter, stiffer and stronger than aluminum to help boost the overall performance of your bike.

\*Found on all 2021 Maestro-equipped mountain bikes except the Trance Jr. series.





This high-pressure molding process is used to produce complex-shaped components. Developed and perfected at Giant's state-of-the-art composite manufacturing facility, it allows us to craft components that are lighter and more durable than aluminum or standard composite parts. The key to Advanced Forged Composite Technology is multi-directional carbon construction and an innovative new process that uses extreme pressure-molding.



## PROCESS

1. Raw carbon thread is woven at Giant's composite factory to create a carbon matrix.
2. This carbon matrix is combined with Giant proprietary custom blended resin to create a UDPP (Uni-Directional Pre Preg) sheet, which optimizes strength in one direction.
3. This UDPP sheet is then chopped at various angles and lengths to create a new multi-directional isotropic sheet, which maximizes strength in every direction.
4. This isotropic sheet is laid up in three-dimensional molds.
5. The molds are closed and the composite forms are exposed to high heat and extreme pressure.
6. The molds are opened to reveal the Advanced Forged Composite Technology component.

## BENEFITS

Advanced Forged Composite Technology allows Giant to produce frame components and other small parts with the following benefits:

1. Up to half the weight of aluminum.
2. Increased stiffness compared to aluminum.
3. Increased strength compared to aluminum.



# FLEXPOINT SUSPENSION TECHNOLOGY

## PERFORMANCE MADE SIMPLE

Using the flexing elements of the rear chainstay and seatstay, FlexPoint Suspension eliminates complex pivots and linkages to provide an effective, lightweight and durable suspension system that's easy to maintain.

## KEY PERFORMANCE FACTORS

### BETTER CONTROL

The proven "single-pivot" suspension design offers trail riders increased control for more confident off-road riding.

### LIGHT AND DURABLE

The flexing action of the chainstay/seatstay junction creates a simple, lightweight and durable system that provides reliable and active rear wheel travel.

### EASY MAINTENANCE

FlexPoint offers similar benefits as multi-link suspension systems but without the added costs or the need for frequent maintenance.



## HOW IT WORKS

- 1. NO MECHANICAL REAR PIVOT POINT**  
The flexing action of the chainstay/ seatstay junction creates active rear wheel travel.
- 2. PROVEN “SINGLE PIVOT” PERFORMANCE**  
FlexPoint’s single pivot suspension design delivers effective performance for light-to-medium trail riding capabilities.
- 3. ALUXX ALUMINUM SWINGARM**  
Giant proprietary swingarm design provides the flexing elements of FlexPoint suspension for durable and effective performance.

# TECHNOLOGIES AND FEATURES

YOU CAN FIND THE FOLLOWING CORE TECHNOLOGIES IN OUR 2021 BIKES.

## ADVANCED SL COMPOSITE TECHNOLOGY

Professional-grade raw carbon material is woven in our own composite factory using our most advanced engineering and construction methods including: Continuous Fiber Technology to add strength while reducing weight; Carbon Nanotube Technology resin to improve impact resistance; and Fusion Process for lighter, stronger frame junctions.

## ADVANCED COMPOSITE TECHNOLOGY

High-performance grade raw carbon material is used to produce this custom frame material in our own composite factory with a high stiffness-to-weight ratio. The front triangle of these framesets is assembled and molded as one continuous piece in a proprietary manufacturing process called Modified Monocoque Construction.

## ADVANCED FORGED COMPOSITE TECHNOLOGY

A state-of-the-art high-pressure molding process is used to produce complex-shaped carbon fiber components that are lighter, stiffer and stronger than similar components made from aluminum. This technology is used in critical performance parts such as Maestro Suspension rocker links.

## ALUXX SLR ALUMINUM TECHNOLOGY

This superlight Pro level aluminum material is made predominantly from 6011 alloy and delivers the highest strength-to-weight ratio of any Giant aluminum frameset. State-of-the-art microscopic grain manipulation and advanced butting allows for 20 percent thinner and lighter tube shapes than ALUXX SL framesets.

## ALUXX SL ALUMINUM TECHNOLOGY

This High-Performance level, state-of-the-art aluminum material is made predominantly from 6011 alloy and delivers best-in-class strength-to-weight ratios. These framesets also feature unique welding technologies for a high-performance ride quality.

## AEROSYSTEM SHAPING TECHNOLOGY

Through CFD (Computational Fluid Dynamics) and wind-tunnel data, engineers optimize each tube shape to deliver superior aerodynamic performance.

## COMPACT ROAD DESIGN

Introduced by Giant with the professional Team ONCE in the 1990s, Compact Road revolutionized the look and feel of high-performance road bikes forever. A downward sloping toptube (from the headtube to the seattube) creates smaller front and rear triangles for a lighter, stiffer bike. It also makes it easier for riders of all sizes to have a perfect fit.

## COMPLIANCE TUNED TECHNOLOGY

Specific composite layup and tube shaping, including ultra-thin and flattened seatstays, a low seatstay/seattube junction, and thin, slightly curved fork legs combine for a balanced, compliant ride quality and reduced rider fatigue.

## D-FUSE SEATPOST

The proprietary "D" shaped composite seatpost dampens vibration, resulting in a smooth, compliant ride.

## D-FUSE HANDLEBAR

Proprietary handlebar features D-shaped tubing that absorbs road shocks and vibrations that travel up through the front end of the bike.

## DISC-BRAKE INTEGRATION

The frame and fork are engineered specifically for disc brakes for reliable braking performance in all weather and road conditions.

## FLEXPOINT SUSPENSION TECHNOLOGY

A proven "single-pivot" design that uses the flexing action of the chainstay/seatstay junction to produce a lightweight and durable suspension system.

## GIANT TUBELESS SYSTEM

Integrated Tubeless WheelSystem and tires delivers improved efficiency, comfort and control in the most user-friendly and reliable system.

## INTEGRATED SEATPOST

Designed as a key performance factor in the overall frameset, the integrated seatpost saves up to 45 grams compared to standard composite posts, while improving aerodynamics and adding road-smoothing compliance.

## INTERNAL SEATPOST CLAMP

A lightweight, all-internal seatpost locking mechanism provides confident clamping force with clean performance and aesthetics.

## HYBRID CYCLING TECHNOLOGY

All Giant E-Bikes are powered by Hybrid Cycling Technology. This innovative system combines electric power with human power to produce a smart, natural and powerful E-bike riding experience. It's an integrated group of technologies that includes our RideControl control unit, EnergyPak battery systems and SyncDrive motor.

## MAESTRO SUSPENSION TECHNOLOGY

Four strategically positioned pivot points and two linkages all work together to create a single floating pivot for the most active, efficient and independent suspension system on the trail.

## MEGADRIVE

A massive rectangular downtube and oversized toptube work in unison to provide superior front end lateral and torsional steering precision. The precisely engineered, rectangular shaped downtube yields unprecedented steering and pedaling stiffness.

## OVERDRIVE 2

The most advanced steerer tube technology in today's Giant bikes. Designed to offer unprecedented front-end steering performance, the system's oversized headset bearings (1 1/2" lower, 1 1/4" upper) and tapered steerer tube work in harmony to provide supreme steering stiffness.

## OVERDRIVE

Giant's original oversized fork steerer tube technology. Designed to provide precise front-end steering performance, the system's oversized headset bearings (1 1/4" lower and 1 1/8" upper for road, 1 1/2" lower and 1 1/8" upper for mountain) and tapered steerer tube work in conjunction to provide optimal steering stiffness.



### **POWER PRO**

Dual-sided power meter measures a rider's pedaling output in watts, delivering accurate information with an integrated system that's precise, reliable and easy to set up.

### **POWERCORE**

A massively oversized bottom-bracket/chainstay area features a fully integrated, 86-millimeter wide bottom bracket design (92-millimeters wide for off-road bikes). Asymmetric chainstays provide additional stiffness on the driveside and stability on the non-driveside.

### **RIDSENSE READY**

Frame comes prepared to accept the Giant RideSense sensor and accompanying hardware.

### **RIDSENSE**

Giant's chainstay-integrated, wireless data transmitter. The removable transmitter sends wheel speed and cadence information directly to any ANT+ compatible computer.

### **VARIANT SEATPOST**

This proprietary seatpost design offers an optimized balance of light weight, superior ride quality and simple adjustment to enhance the total race performance of the TCR road range.

### **VECTOR SEATPOST**

This full-composite, lightweight and highly aerodynamic seatpost is engineered specifically for performance road riding.

### **YOUTH-SPECIFIC COMPACT GEOMETRY**

Low standover height offers added confidence and control for smaller riders, and a compact frame shape minimizes weight without sacrificing strength and stiffness.

#RIDEUNLEASHED



GIANT-BICYCLES.COM

**GIANT**